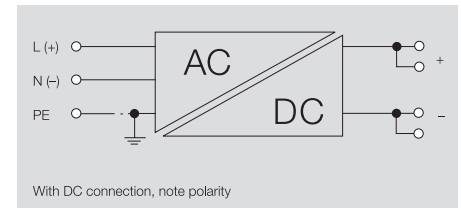
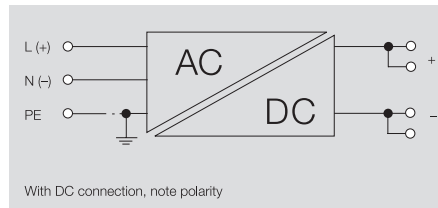
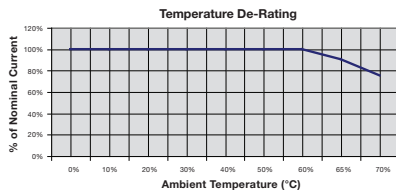


## CP M SNT 500W 24V 20A

## CP M SNT 1000W 24V 40A



### Derating Curve



### Ordering Data

Type	Part No.
CP M SNT 500W 24V 20A	8951370000

Type	Part No.
CP M SNT 1000W 24V 40A	8951380000

### Technical Data

Input Specifications	
Rated input voltage	
AC input voltage range	
AC frequency range	
DC input voltage range	
AC current consumption	
DC current consumption	
Input fuse (internal)/Inrush current	
Circuit Protection	

100...240 V AC wide-range input
85...264 V AC
47...63 Hz
80...370 V DC
2.5 A @ 230 V AC / 4.9 A @ 115 V AC
1.6 A @ 370 V DC / 6.8 A @ 80 V DC
yes
10 A / DI, safety fuse
20 A, Char. B, Circuit breaker
10...12 A, Char. C, Circuit breaker

100...240 V AC (wide-range input)
85...264 V AC
47...63 Hz
80...370 V DC
4.9 A @ 230 V AC / 9.6 A @ 115 V AC
3.0 A @ 370 V DC / 13.5 A @ 80 V DC
yes
16 A / DI, safety fuse
25 A, Char. B, Circuit breaker
14...16 A, Char. C, Circuit breaker

Output Specifications	
Rated output voltage	
Output voltage	
Residual ripple, switching peaks	
Rated output current @ $V_{rated}$	
Continuous output current @ 24 V DC	
Power boost @ 24 V DC, 60 °C	

24 V DC $\pm$ 1 %
22.5...29.5 V DC (adjustable via potentiometer on front)
100 mV <sub>SS</sub> @ 24 V DC, I <sub>N</sub>
20 A @ 60 °C
24 A @ 45 °C
22 A @ 55 °C
15 A @ 70 °C
24 A for 1 min, ED=5 %

24 V DC $\pm$ 1 %
22.5...29.5 V DC (adjustable via potentiometer on front)
100 mV <sub>SS</sub> @ 24 V DC, I <sub>N</sub>
40 A @ 60 °C
48 A @ 45 °C
44 A @ 55 °C
30 A @ 70 °C
48 A for 1 min, ED=5 %

General Specifications	
Efficiency	
Power factor (approx.)	
Mains buffering @ I <sub>rated</sub>	
Parallel connection option	
Length x Width x Height	mm
Weight	

> 90 % @ 230 V AC / > 85 % @ 115 V AC
> 0.98 @ 230 V AC / > 0.98 @ 115 V AC
> 40 ms @ 230 V AC / > 20 ms @ 100 V AC
yes
150 x 115 x 130
1.5 kg

> 90 % @ 230 V AC / > 85 % @ 115 V AC
> 0.98 @ 230 V AC / > 0.98 @ 115 V AC
> 40 ms @ 230 V AC / > 20 ms @ 100 V AC
yes
150 x 115 x 130
1.5 kg

Approvals/Certifications	
CE, cURus, UL508, CSA22.2 no.107	

CE, cURus, UL508, CSA22.2 no.107
----------------------------------

CE, cURus, UL508, CSA22.2 no.107
----------------------------------

Connection Data	
Type of connection	
Number of terminals	
Conductor cross-section, rigid min/max	mm <sup>2</sup>
Conductor cross-section, flexible min/max	mm <sup>2</sup>
Conductor cross-section, AWG/kcmil min/max	

Input	Output
Screw connection	Screw Connection
3 for L/N/PE	5 (+/+/-)
0.5 / 6	0.5 / 6
0.5 / 2.5	0.5 / 2.5
26 / 10	26 / 10

Input	Output
Screw connection	Screw Connection
3 for L/N/PE	5 (+/+/-)
0.5 / 6	0.5 / 16
0.5 / 2.5	2.5 / 10
26 / 10	26 / 6

\* Recommendation applies only for AC operation; the max. permissible operating voltage is to be observed in all cases!

\* Recommendation applies only for AC operation; the max. permissible operating voltage is to be observed in all cases!