

ZPE 16/3AN





new

ZPE 35

ZDK 1.5 PE

new

ZDK 2.5/1.5 PE



Branch		Single Level		Branch		Branch	
Type	Part No.	Type	Part No.	Type	Part No.	Type	Part No.
ZPE 16/3AN	1768310000		1739650000		1791150000		1690000000
							1689970000
							1689980000
12/99/50 (.47/3.89/1.9)		16/100/60 (.63/3.94/2.36)				5/79/53 (.20/3.11/2.13)	
18 (.71)		25 (.98)		10 (.39)		10 (.39)	
- / - / #14...4 AWG		- / - / #6...2 AWG*		- / - / #28...16 AWG		- / - / #26...14 AWG*	
- / - / #14...4 AWG		-		- / - / #28...16 AWG		-	
- / - / 16 mm <sup>2</sup>		- / - / 35 mm <sup>2</sup>		- / - / 1.5 mm <sup>2</sup>		- / - / 2.5 mm <sup>2</sup>	
Type	Part No.	Type	Part No.	Type	Part No.	Type	Part No.
ZAP/TW10/16	1749580000			ZAP/TW1.5/2	1776030000	ZAP TW 2.5/1.5	1674730000
SH 2	0494920000	SH 2	0494920000			SH 2	0494920000
SD 1 x 5.5	9008350000	SD	9037030000	SD	9037160000	SD	9008330000
				ZBW 1/3.5	1781930000		
				ZTA 5	1776220000	ZTA 4 / ZA	1688110000
				ZTA 5	1776210000		
PS 2.3	0180400000	PS 2.3	0180400000				
PS 2.0	0293800000	PS 2.0	0293800000				
TA 1	0535860000						
ZGB 30	1611930000						
ESO 7	1607720000						
STR 7	0515300000						
DEK 5/8	1653340001	DEK 5/8	1653340001			DEK 5/5	0473460001
DEK 5/8	1653350001	DEK 5/8	1653350001	DEK 5/3.5**	1762320001	DEK 5/5	0473560001
ZS 15/5	1646630000						
WS 15/5	1609880000						

RAIL MOUNTED TERMINAL BLOCKS: Z-SERIES

\*Pending  
 \*\*Part numbers shown are for a single card of pre-printed tags numbered 1-10. Change last four digits to order desired sequence. For example, 0001 (1-10), 0011 (11-20), etc.