



ZPE 2.5/3AN

new




ZPE 2.5/4AN

new




ZPE 4




ZPE 4/3AN

new




ZPE 4/4AN

new



ZPE 6



| Branch | | Branch | | Single Level | | Branch | | Branch | | Single Level | |
|-------------------------|-------------------------|---------------------------|------------------------|--------------------------|---------------------------|--------------|------------|--------------|------------|--------------|------------|
| Part No. | Part No. | Part No. | Type | Part No. | Type | Part No. | Type | Part No. | Type | Part No. | |
| 1608650000 | 1608660000 | 1632080000 | ZPE 4/3AN | 7904170000 | ZPE 4/4AN | 7904280000 | | | | 1608670000 | |
| 5/64/39 (.20/2.52/1.54) | 5/79/39 (.20/3.11/1.54) | 6/62/43.5 (.24/2.44/1.71) | 6/84/43 (.24/3.3/1.69) | 6/105/43 (.24/4.13/1.69) | 8/65/45.5 (.32/2.52/1.79) | | | | | | |
| 10 (.39) | 10 (.39) | 12 (.47) | 12 (.47) | 12 (.47) | 13 (.51) | | | | | | |
| - / - / #26...12 AWG | - / - / #26...12 AWG | - / - / #26...10 AWG | - / - / #26...10 AWG | - / - / #26...10 AWG | - / - / #22...8 AWG | | | | | | |
| - / - / #26...12 AWG | - / - / #26...12 AWG | - / - / #26...10 AWG | - / - / #26...10 AWG | - / - / #26...10 AWG | - / - / #20...8 AWG | | | | | | |
| - / - / 2.5 mm² | - / - / 2.5 mm² | - / - / 4 mm² | - / - / 4 mm² | - / - / 4 mm² | - / - / 6 mm² | | | | | | |
| | | | | | | | | | | | |
| | | | | | | | | | | | |
| Type | Part No. | Type | Part No. | Type | Part No. | Type | Part No. | Type | Part No. | Type | Part No. |
| ZAP/TW2 | 1608770000 | ZAP/TW3 | 1608800000 | ZAP/TW4 | 1632090000 | ZAP/TW4/3AN | 7904100000 | ZAP/TW4/4AN | 7904210000 | ZAP/TW5 | 1608830000 |
| | | | | | | | | | | | |
| SH 2 | 0494920000 | SH 2 | 0494920000 | SH 2 | 0494920000 | SH 2 | 0494920000 | SH 2 | 0494920000 | SH 2 | 0494920000 |
| | | | | | | | | | | | |
| SD | 9008330000 | SD | 9008330000 | SD | 9008330000 | SD 0.6 x 3.5 | 9008330000 | SD 0.6 x 3.5 | 9008330000 | SD | 9024290000 |
| | | | | | | | | | | | |
| ZTA 1 / ZA | 1609050000 | ZTA 1 / ZA | 1609050000 | ZTA 2 / ZA | 1609070000 | ZTA 2/ZA | 1609070000 | ZTA 2/ZA | 1609070000 | | |
| ZTA 1 | 1609040000 | ZTA 1 | 1609040000 | ZTA 2 | 1609060000 | ZTA 2 | 1609060000 | ZTA 2 | 1609060000 | ZTA 3 | 1654050000 |
| PS 2.3 | 0180400000 | PS 2.3 | 0180400000 | PS 2.3 | 0180400000 | PS 2.3 | 0180400000 | PS 2.3 | 0180400000 | PS 2.3 | 0180400000 |
| | | | | | | PS 2.0 | 0293800000 | PS 2.0 | 0293800000 | | |
| | | | | | | TA 1 | 0535860000 | TA 1 | 0535860000 | | |
| | | | | | | ZRH 4/1 | 1636640000 | ZRH 4/1 | 1636640000 | | |
| | | | | | | ZRH 4/2 | 1636650000 | ZRH 4/2 | 1636650000 | | |
| | | | | | | ZRH 4/3 | 1636660000 | ZRH 4/3 | 1636660000 | | |
| | | | | | | ZGB 30 | 1611930000 | ZGB 30 | 1611930000 | | |
| | | | | | | ESO 7 | 1607720000 | ESO 7 | 1607720000 | | |
| | | | | | | STR 7 | 0515300000 | STR 7 | 0515300000 | | |
| DEK 5/5 | 0473460001 | DEK 5/5 | 0473460001 | DEK 5/6 | 0468660001 | DEK 5/6 | 0468660001 | DEK 5/6 | 0468660001 | DEK 5/8 | 1653340001 |
| DEK 5/5 | 0473560001 | DEK 5/5 | 0473560001 | DEK 5/6 | 0468760001 | DEK 5/6 | 0468760001 | DEK 5/6 | 0468760001 | DEK 5/8 | 1653350001 |
| | | | | | | | | | | | |
| | | | | | | WS 12/6 | 1609900000 | WS 12/6 | 1609900000 | | |
| | | | | | | | | | | | |
| | | | | | | | | | | | |
| | | | | | | | | | | | |
| | | | | | | | | | | | |
| | | | | | | | | | | | |
| | | | | | | | | | | | |
| | | | | | | | | | | | |
| | | | | | | | | | | | |
| | | | | | | | | | | | |
| | | | | | | | | | | | |
| | | | | | | | | | | | |
| | | | | | | | | | | | |
| | | | | | | | | | | | |
| | | | | | | | | | | | |
| | | | | | | | | | | | |
| | | | | | | | | | | | |
| | | | | | | | | | | | |

RAIL MOUNTED TERMINAL BLOCKS: Z-SERIES