



WPE 1.5/ZZ



WPE 2.5/1.5/ZR




WDK 2.5 PE




Isolated Ground

WDU 2.5 N



WDU 2.5




Branch		Branch		Branch		Isolated Single Level		Isolated Single Level	
Part No.	Part No.	Part No.	Part No.	Part No.	Part No.	Part No.	Part No.	Part No.	Part No.
1016500000	1016400000	1036300000		1040000000		1039820000			
5/60/47 (.20/2.36/1.85) 7 (.28)	5/60/47 (.20/2.36/1.85) 10 (.39)/7 (.28)	5/69/63 (.197/2.72/2.48) 10 (.39)		5/54/37.5 (.20/2.13/1.48) 10 (.39)		5/60/47 (.20/2.36/1.85) 10 (.39)			
- / - / #22...14 AWG	- / - / #22...12/14 AWG**	- / - / #22...12 AWG		300 V / 25 A / #22...12 AWG		600 V / 25 A / #22...12 AWG			
- / - / 1.5 mm ²	- / - / 2.5 mm ²	- / - / 2.5 mm ²		500 V / 24 A / 1.5 mm ²		800 V / 24 A / 2.5 mm ²			
0.57 (5.0)	0.5 (4.5)	0.6 (5.2)		0.5 (4.5)		0.5 (4.5)			
2.5	2.5	2.5		2.5		2.5			
Type	Part No.	Type	Part No.	Type	Part No.	Type	Part No.	Type	Part No.
WAP (1.5)	1050000000	WAP (1.5)	1050000000	WAP (1.5)	1059100000	WAP/WDU (1.5)	1060050000	WAP/WDU (1.5)	1072200000
SH 2	0494920000	SH 2	0494920000	SH 2	0494920000				
SD	9008330000	SD	9008330000	SD	9008330000				
DEK 5/5	0473460001	DEK 5/5	0473460001	DEK 5/5	0473460001	DEK 5/5	0473460001	DEK 5/5	0473460001
DEK 5/5	0473560001	DEK 5/5	0473560001	DEK 5/5	0473560001	DEK 5/5	0473560001	DEK 5/5	0473560001

WPE 70N




Single Level

WPE 70/95




Single Level

WPE 120




Single Level

WDU 4



Isolated Single Level

WDU 6



Isolated Single Level

Part No.		Part No.		Part No.		Part No.		Part No.	
9512200000	1037300000	1019700000		1040100000		1040200000			
20.5/75/86 (.81/2.95/3.39) 22 (.87)	27/132/108 (1.06/5.20/4.25) 30 (1.18)	32/132/118 (1.26/5.20/4.64) 35 (1.38)		6/60/47 (.24/2.36/1.85) 10 (.39)		8/60/47 (.31/2.36/1.85) 12 (.47)			
- / - / #6...2/0 AWG	- / - / #6...2/0 AWG	- / - / #2 AWG...250 MCM		600 V / 35 A / #22...10 AWG		600 V / 45 A / #20...8 AWG			
- / - / 70 mm ²	- / - / 95 mm ²	- / - / 150 mm ²		800 V / 32 A / 4 mm ²		800 V / 41 A / 6 mm ²			
9.9 (87.0)	9.9 (87.0)	14.9 (130.0)		0.6/0.5 (5.2/4.5)		1.6/0.6 (14.2/5.2)			
8	8	10		3		3.5			
Type	Part No.	Type	Part No.	Type	Part No.	Type	Part No.	Type	Part No.
				WAP/WDU (1.5)	1072200000	WAP WDU (1.5)	1072200000		
SH 2	0494920000	SH 2	0494920000	SH 2	494920000				
Hex key (6 mm)	0407900000	Hex key (6 mm)	0407900000	Hex key (6 mm)	0407900000				
DEK 5/5	0473460001	DEK 5/5	0473460001	DEK 5/5	0473460001	DEK 5/6	0468660001	DEK 5/6.5	0468160001
DEK 5/5	0473560001	DEK 5/5	0473560001	DEK 5/5	0473560001	DEK 5/6	0468760001	DEK 5/6.5	0468260001

*Current rating on single clamp side is 20 A. On dual clamp side, rating is 10 A per clamp.
**Wire size rating on single clamp side is 12 AWG. On dual clamp side, rating is 14 AWG.