


# Circuit Protection Circuit Breakers


Thermal Magnetic Type

CB4201-10



Single Pole

CB4202-10



Double Pole

Ordering Data	Type: Single Pole - CB4201-10		Type: Double Pole - CB4202-10	
Internal Resistance per Pole (ohms)	Current Ratings (amps)	Part No.* TS 35	Current Ratings (amps)	Part No.* TS 35
131.00	0.1	9104173500	0.1	9120353500
40.00	0.2	9104183500	0.2	9124243500
19.30	0.3	9129813500	0.3	9124263500
10.40	0.4	9124093500	0.4	9124273500
7.10	0.5	9101003500	0.5	9129583500
4.30	0.6	9124113500	0.6	9124283500
3.58	0.7	9129563500	0.7	9124293500
2.50	0.8	9101103500	0.8	9129593500
1.67	1.0	9101203500	1.0	9129613500
1.22	1.2	9101303500	1.2	9129623500
0.61	1.5	9101403500	1.5	9129633500
0.55	1.8	9124143500	1.8	9124333500
0.38	2.0	9101503500	2.0	9129643500
0.24	2.5	9101603500	2.5	9129653500
0.19	3.0	9101703500	3.0	9129663500
0.16	3.5	9124163500	3.5	9124343500
0.09	4.0	9104353500	4.0	9129713500
0.09	4.5	9124173500	4.5	
0.061	5.0	9101803500	5.0	9129673500
0.07	5.5	9107833500	5.5	
0.041	6.0	9103813500	6.0	9124373500
0.04	6.5	9120043500	6.5	
0.034	7.0	9104153500	7.0	9124393500
0.02	8.0	9103003500	8.0	9104673500
0.02	9.0	9104613500	9.0	9124423500
<0.02	10.0	9101903500	10.0	9129683500
<0.02	11.0	9124183500	11.0	
<0.02	12.0	9107843500	12.0	9124443500
<0.02	13.0	9124193500	13.0	
<0.02	14.0	9107853500	14.0	9124463500
<0.02	15.0	9102003500	15.0	9129693500
<0.02	16.0	9124213500	16.0	9124473500

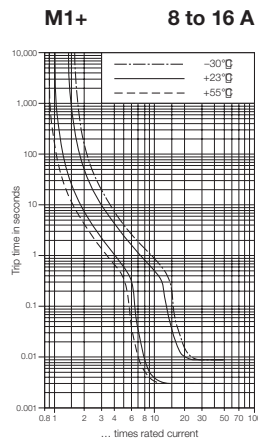
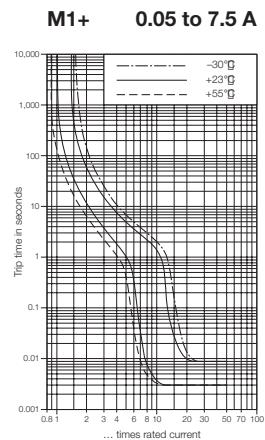
RAIL MOUNTED TERMINAL BLOCKS: W-SERIES

## Circuit Breaker – Trip Curves

Thermal Magnetic Type

Typical time/current characteristics at 23°C

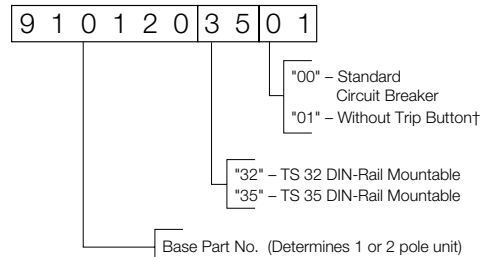
### 4200 Series



\* Ordering Options - Example

To order CB4201-10 Single Pole Circuit Breaker,  
Part No. 9101203501

- Current Rating of 1.0 amps
- Internal Resistance per Pole of 1.67 ohms
- For TS 35
- Without Trip Button



† To manually trip breaker, a plastic or wooden dowel (0.12 inch diameter) will be needed.