



WDK 2.5 NV

new




WDK 2.5 DU-PE




WDK 4N

new



WDK 4NV

new



| Branch | | Single Level & Ground | | Dual Level | | Branch | |
|-----------------------------|-----------------------------|--------------------------|--------------------------|------------------------------------|------------------------------------|----------------------------------|----------------------------------|
| Part No. | Part No. | Part No. | Part No. | Part No. | Part No. | Part No. | Part No. |
| 1041610000 | 1036400000** | 1041900000 | 1041980000 | 1041960000 | 1042000000 | 1042100000 | |
| 5/60/62 (0.20/2.36/2.44) | 5/69/63 (.20/2.72/2.48) | 6/60/64 (0.24/2.36/2.52) | 6/60/64 (0.24/2.36/2.52) | 8 (.31) | 10 (.39) | 8 (.31) | 8 (.31) |
| 600 V / 20 A / #26...12 AWG | 300 V / 20 A / #26...12 AWG | 600 V / 35 A / #22...10 | 600 V / 35 A / #22...10 | 300 V / 10 A / #26...12 AWG | 300 V / 10 A / #26...12 AWG | 300 V / 10 A / #26...10 | 300 V / 10 A / #26...10 |
| 300 V / 10 A / #26...12 AWG | 300 V / 10 A / #26...12 AWG | 300 V / 10 A / #26...10 | 300 V / 10 A / #26...10 | 800 V / 24 A / 2.5 mm ² | 400 V / 24 A / 2.5 mm ² | 800 V / 32 A / 4 mm ² | 800 V / 32 A / 4 mm ² |
| 0.51 (4.5) | 0.8 (7.1) | 1 (9.0) | 1 (9.0) | 2.5 | 2.5 | 3.0 | 3.0 |
| 2.5 | 2.5 | 3.0 | 3.0 | | | | |
| Type | Part No. | Type | Part No. | Type | Part No. | Type | Part No. |
| WAP | 1084000000 | WAP (1.5) | 1059100000 | WAP (1.5) | 1084000000 | WAP (1.5) | 1084000000 |
| WAP | 1084080000 | WAP (1.5) | 1059180000 | WAP (1.5) | 1084080000 | WAP (1.5) | 1084080000 |
| WAP | 1058800000 | WTW (3) | 1058800000 | WAP (3) | 1058800000 | WAP (3) | 1058800000 |
| ZQV 2.5N/2 | 1693800000 | WQV 2.5/2 | 1053660000 | ZQV 4N/2 | 1785250000 | ZQV 4N/2 | 1785250000 |
| ZQV 2.5N/3 | 1693810000 | WQV 2.5/3 | 1053760000 | ZQV 4N/3 | 1762630000 | ZQV 4N/3 | 1762630000 |
| ZQV 2.5N/4 | 1693820000 | WQV 2.5/4 | 1053860000 | ZQV 4N/4 | 1762620000 | ZQV 4N/4 | 1762620000 |
| ZQV 2.5N/5 | 1693830000 | WQV 2.5/5 | 1053960000 | ZQV 4N/10 | 1758260000 | ZQV 4N/10 | 1758260000 |
| ZQV 2.5N/6 | 1693840000 | WQV 2.5/6 | 1054060000 | ZQV 4N/41 | 1758270000 | ZQV 4N/41 | 1758270000 |
| ZQV 2.5N/7 | 1693850000 | WQV 2.5/7 | 1054160000 | | | | |
| ZQV 2.5N/8 | 1693860000 | WQV 2.5/8 | 1054260000 | | | | |
| ZQV 2.5N/9 | 1693870000 | WQV 2.5/9 | 1054360000 | | | | |
| ZQV 2.5N/10 | 1693880000 | WQV 2.5/10 | 1054460000 | | | | |
| ZQV 2.5N/50 | 1693890000 | WQB 24/12 | 1579000000 | | | | |
| LS 2.8 | 1056400000 | | | LS 2.8 | 1056400000 | LS 2.8 | 1056400000 |
| WQB B/24 | 1579060000 | | | | | | |
| | | WAW 1 | 9004500000 | | | | |
| SD | 9008330000 | SD | 9008330000 | SD | 9008330000 | SD | 9008330000 |
| DEK 5/5 | 0473460001 | DEK 5/5 | 0473460001 | DEK 5/5 | 0473460001 | DEK 5/5 | 0473460001 |
| DEK 5/5 | 0473560001 | DEK 5/5 | 0473560001 | DEK 5/5 | 0473560001 | DEK 5/5 | 0473560001 |

RAIL MOUNTED TERMINAL BLOCKS: W-SERIES

**Lower level marked green/yellow.