


Feed Through Terminals

The WDU 70/95 and WDU 120/150 utilize a removable clamp that makes it easy to insert large conductors. In addition to single terminals, pre-assembled 3-pole, 4-pole and 5-pole units are available.


A slotted base in the terminal permits direct mounting to panel back plate as well as TS 35 rail mounting.



Open cover and remove clamp unit.

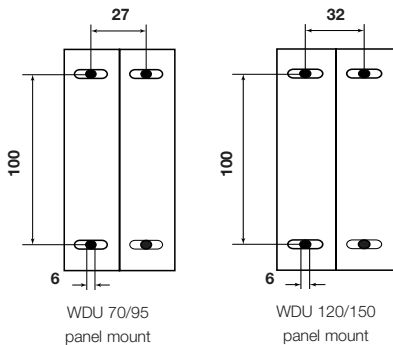


Place conductor in terminal and insert the clamp unit.



Close the cover and tighten screw with a hexagon socket clamp key.

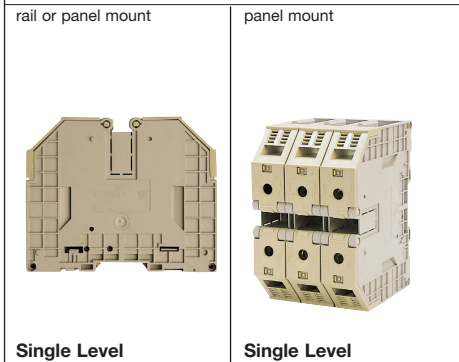
IMPORTANT! When tightening the terminal screws, the conductors should be held to avoid deforming the mounting rail and to keep the terminal insulation free from the torquing forces.



WDU 70/95 panel mount

WDU 120/150 panel mount

WDU 70/95



Single Level

Single Level

Terminal Block Selection Data

Available Options	Version	Part No.	Part No.
	Beige Wemid (hex socket)	1024600000	
	Blue Wemid (hex socket)	1024680000	
	Green Wemid (hex socket)	1024650000	
	Terminal block 3-pole Wemid		1026700000
	Terminal block 4-pole Wemid		1026800000
	Terminal block 5-pole Wemid		1026900000

Dimensions

Width / Length / Height mm (in.)	for TS 35	27/132/108 (1.06/5.2/4.25)	81/132/108 (3.19/5.2/4.25)
Insulation stripping length	mm (in.)	30 (1.18)	30 (1.18)

Technical Data

Rated voltage / rated current / wire size	UL	1000 V / 175 A / #6...2/0 AWG	1000 V / 175 A / #6...2/0 AWG
	CSA	600 V / 205 A / #6...2/0 AWG	600 V / 205 A / #6...2/0 AWG
	VDE	1000 V / 192 A / 70 mm ²	1000 V / 192 A / 70 mm ²
Torque	Nm (lb. in.)	9.9 (87.0)	9.9 (87.0)
Clamping screw	M	8	8

Selected Accessory Data†

Jumpers	Type	Part No.	Type	Part No.
Note: Final number in model indicates no. of poles (e.g. WQV 16N/2 = 2 poles). For additional information, see Accessories section.	WQV 70/2	1063500000	WQV 70/2	1063500000
	WQV 70/3	1063600000	WQV 70/3	1063600000



WQV

Auxiliary / Control Conductor Terminal

WZAD 70	1066000000	WZAD 70	1066000000
---------	-------------------	---------	-------------------

Covers

	Yellow (with warning symbol)	WAD 27	1062860000	WAD 27	1062860000
	White (no warning symbol)	WAD 27	1062960000	WAD 27	1062960000

Tools

Hexagon socket screw key	Hex wrench (6 mm)	0407900000	Hex wrench (6 mm)	0407900000
--------------------------	-------------------	-------------------	-------------------	-------------------

Test Plugs / Sockets

For #12 AWG wire	PS 4 (ø 4)	0299600000	PS 4 (ø 4)	0299600000
PS 2.3 Test plug	StB not required, PS 4 can be inserted into the head of the clamping screw.		StB not required, PS 4 can be inserted into the head of the clamping screw.	

Mounting Accessories

Screws for direct mounting	M 6x16	1063700000	M 6x16	1063700000
----------------------------	--------	-------------------	--------	-------------------

Marking Tags

	Print		Print	
Consecutive horizontal	DEK 5/5	0473460001	DEK 5/5	0473460001
Consecutive vertical	DEK 5/5	0473560001	DEK 5/5	0473560001

Note: Part numbers shown are for a single card of pre-printed tags numbered 1-50. For additional information, see Accessories section.

†See Accessories section for additional information.
*Order two rods and 2 nuts for complete assembly.