


Cable Lug 32/35 mm DIN-Rail Terminals








Feed Through

WFF 35



WFF 70



Available Options	Version	↵	↶	↵	↶
	Beige Wemid	1028300000	1031700000	1028400000	1031800000
	Blue Wemid	1028380000		1028480000	1031880000
	Beige Wemid with cover	1029300000		1029400000	
Dimensions					
Width / Length / Height / Length with cover mm (in.)					
with TS 35 x 7.5 ↵					
with TS 32 ↶					
Technical Data					
Rated voltage / rated current / wire size					
UL		600 V / 115 A / #14...2 AWG	600 V / 115 A / #14...2 AWG	600 V / 175 A / #14...2/0 AWG	600 V / 175 A / #14...2/0 AWG
CSA		600 V / 130 A / #14...2 AWG	600 V / 130 A / #14... 2 AWG	600 V / 170 A / #14...2/0 AWG	600 V / 170 A / #14...2/0 AWG
VDE		1000 V / 125 A / 35 mm ²	1000 V / 125 A / 35 mm ²	1000 V / 192 A / 70 mm ²	1000 V / 192 A / 70 mm ²
Cable lug DIN 46235		6...25	6...25	16...70	16...70
Cable lug DIN 46234		2.5...50	2.5...50	2.5...120	2.5...120
Torque		Nm (lb. in.)	3.0 (39.8)	3.0 (39.8)	6.0 (88.5)
Clamping screw		M	6	8	8
Partition (thickness 2 mm)					
		Type	Part No.	Type	Part No.
		WTW WFF 35	1067100000	WTW WFF 35	1067100000
				WTW WFF 70	1067200000
				WTW WFF 70	1067200000
Jumpers					
		Note: Final number in model indicates no. of poles (e.g. WQL 2/35 = 35 poles). For additional information, see Accessories section.			
WQL		WQL 2/35	1064900000	WQL 2/35	1064900000
		WQL 3/35	1065400000	WQL 3/35	1065400000
				WQL 2/70	1065000000
				WQL 3/70	1065500000
Auxiliary / Control Conductor Terminal					
		4 mm wire ≥ M4 screw 30 A max.			
WZAF		WZAF 35	1070500000	WZAF 35	1070500000
				WZAF 70	1066200000
				WZAF 70	1066200000
Cover					
					
Beige Polyamide		WAH 35	1064460000	WAH 35	1064460000
Blue Polyamide		WAH 35 BL	1064480000	WAH 35 BL	1064480000
Light Green Polyamide		WAH 35 HG	1064450000	WAH 35 HG	1064450000
		WAP*	1069700000	WAP*	1069700000
				WAP*	1069800000
				WAP*	1069800000
Warning Label					
		Yellow, self-adhesive With lightning flash Can be attached to WAH only			
		WD 1	1563900000	WD 1	1563900000
		Qty. = 5 cards with		Qty. = 5 cards with	
		6 labels on each		6 labels on each	
Panel Mounting Screw					
		For direct assembly Screwdriver			
		M 6 x 16	1063700000	M 6 x 16	1063700000
		SD	9037030000	SD	9037030000
Cupal Washers					
		For aluminum conductors			
		CPSB M 6	0156200000	CPSB M 6	0156200000
				CPSB M 8	0156300000
				CPSB M 8	0156300000
Marking Tags					
		Print			
Note: Part numbers shown are for a single card of pre-printed tags numbered 1-50. For additional information, see Accessories section.		Consecutive horizontal		Consecutive vertical	
		DEK 5/5	0473460001	DEK 5/5	0473460001
		DEK 5/5	0473560001	DEK 5/5	0473560001

See Accessories section for mounting rails, end brackets, test taps, additional marking material and accessories.

*The WAP can be used only in conjunction with the WAH.

In the event that no conductor is connected, it ensures shock protection in the connection area.