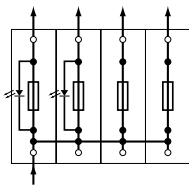


Circuit Protection Terminals


Warning:

- Install AP partition after last or KDKS 1.
- Disconnect power before replacing the fuse.




Fuse terminals are available with LED blown fuse indicators, which speed identification of fuse failures and reduce costly down time. The maximum operating voltage for the indicator fuse blocks is determined by the LED's rating. A 2 mA residual current passes through the LED when the fuse is blown, unless otherwise indicated.

KDKS 1



Fuse and Feed Through


KDKS 1 Combi-foot



Note for blown fuse indicator version: In the event of a faulty fuse, the connected circuit has a max. leakage current of .55 mA. With lever open, load is disconnected completely.

Fuse and Feed Through

KDKS 1 PE



Note for blown fuse indicator version: In the event of a faulty fuse, the connected circuit has a max. leakage current of .55 mA. With lever open, load is disconnected completely.

Fuse, Feed Through and Ground

Terminal Block Selection Data		KDKS 1		KDKS 1 Combi-foot		KDKS 1 PE	
Available Options	Version						
Blown Fuse (red) indicator	Beige PA 24 VDC Hinge + 24 VAC/DC 120 VAC/DC 12 VAC/DC 48 VAC/DC 230 VAC/DC	9503300000	9503310000	9503350000 9908510000 9802720000 9802760000 9802700000 9802740000 9802780000	9503350000 9908510000 9802720000 9802760000 9802700000 9802740000 9802780000	9528110000 9158340000 9158330000 9158350000	
Power on (green) indicator	12 VAC/DC 24 VAC/DC 110 VAC/DC 220 VAC/DC			9802710000 9802730000 9802770000 9802790000			
Dimensions							
Width / Length / Height mm (in.)	for TS 32 for TS 35	8/73.5/59.8 (.31/2.89/2.35)	8/73.5/59.8 (.31/2.89/2.35)	8/73.5/59.8 (.31/2.89/2.36)	8/73.5/59.8 (.31/2.89/2.36)	8/91.5/65.3 (.31/3.6/2.57)	
Insulation stripping length	mm (in.)	9 (.35)	9 (.35)	9 (.35)	9 (.35)	9 (.35)	
Technical Data							
Rated voltage / rated current / wire size	UL CSA VDE	300 V / 10/20 A* / #22...12 AWG 300 V / 10/25 A* / #22...12 AWG 500 VAC / 6.3 A / 4 mm ²	300 V / 10/20 A* / #22...12 AWG 300 V / 10/25 A* / #22...12 AWG 500 VAC / 6.3 A / 4 mm ²	300 V / 10/20 A* / #22...12 AWG 300 V / 10/25 A* / #22...12 AWG 500 VAC / 6.3 A / 4 mm ²	300 V / 10/20 A* / #22...12 AWG 300 V / 10/25 A* / #22...12 AWG 500 VAC / 6.3 A / 4 mm ²	300 V / 10/20 A* / #22...12 AWG 300 V / 10/25 A* / #22...12 AWG 500 VAC / 6.3 A / 4 mm ²	
Torque	Nm (lb. in.)	0.6 (5.5)	0.6 (5.5)	0.6 (5.5)	0.6 (5.5)	0.6 (5.5)	
Clamping screw	M	3	3	3	3	3	
Selected Accessory Data[‡]							
End Plate (thickness mm)	PA	Type AP (1.5)	Part No. 9503330000	Type AP (1.5)	Part No. 9503330000	Type AP (1.5)	Part No. 9503330000
Partition (thickness mm)	HP	Type TW (2.0)	Part No. 0607000000	Type TW (2.0)	Part No. 0607000000		
G Fuse Cartridges, 5 x 20 mm							
Numbers indicate rated current in Amps.	0.10 rapid-blow 0.20 rapid-blow 0.25 rapid-blow 0.50 rapid-blow 1.0 rapid-blow 1.6 rapid-blow 2.0 rapid-blow 2.5 rapid-blow 3.15 rapid-blow 4.0 rapid-blow 5.0 rapid-blow 6.3 rapid-blow	0430300000 0430400000 0430500000 0430600000 0430700000 0430800000 0430900000 0431000000 0431100000 0431200000 0431300000 0431400000	0430300000 0430400000 0430500000 0430600000 0430700000 0430800000 0430900000 0431000000 0431100000 0431200000 0431300000 0431400000	0430300000 0430400000 0430500000 0430600000 0430700000 0430800000 0430900000 0431000000 0431100000 0431200000 0431300000 0431400000	0430300000 0430400000 0430500000 0430600000 0430700000 0430800000 0430900000 0431000000 0431100000 0431200000 0431300000 0431400000	0430300000 0430400000 0430500000 0430600000 0430700000 0430800000 0430900000 0431000000 0431100000 0431200000 0431300000 0431400000	
Rated voltage: 250 VAC Switching capacity: 1500 A (at 250 V, 50 Hz, cos φ = 0.7)	Solid brass slug Hollow brass slug	SBL 2012750000	SBL 2012750000	SBL 2012750000	SBL 2012750000	SBL 2012750000	
Fuse Cap / Disconnect Lever (spare)							
Spare lever	TH	0377060000	0377060000	0377060000	0377060000	0377060000	
Spare red lever	SIHA	1593020000	1593020000	1593020000	1593020000	1593020000	
Marking Tags							
Note: Part numbers are shown for a single card of pre-printed tags numbered 1-50.	Consecutive horizontal	DEK 5/6	0468660001	DEK 5/6	0468660001	DEK 5/6	0468660001
	Consecutive vertical	DEK 5/6	0468760001	DEK 5/6	0468760001	DEK 5/6	0468760001

[‡]See Accessories section for additional information.
*UL: 10 A upper level (fused) 20 A lower level (feed through).
CSA: 10 A upper level (fused) 25 A lower level (feed through).