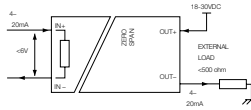


PART NUMBER SELECTION TABLES

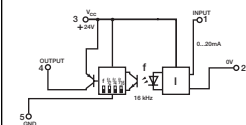
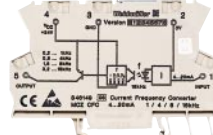
Analog Signal Conditioners

NEW

DK6 / I-I
Current Input / 4...20 mA
Terminal Block



MCZ CFC
Current Input / 4...20 mA
Terminal Block



picoPak I/I
Current Input / 4...20 mA
Terminal Block



Ordering Data	DK6 / I-I	MCZ CFC	picoPak I/I
	Type	Part No.	Type
Screw clamp for TS 35 rail			
Screw clamp for TS 32 rail			
Screw clamp for combi-foot, TS 35 or TS 32 rail	DK6 / I-I	990880	picoPak I/I
Tension clamp for TS 35 rail			
Technical Data	MCZ CFC	998301	
Input signal type	Current	Current	Current
Material or excitation			
Input range (min...max.)	4...20 mA	4...20 mA	4...20 mA*
Input impedance	50 Ω	50 Ω	82.5 Ω max.
Line resistance			
Input maximum	24 mA DC	50 mA	
Supply voltage (min./max.)			15...30 VDC
Supply current (min./max.)			2...45 mA
Current/power consumption			
Power requirements	External	External	External
Continuous current rating			
Response or switching freq. max.			
Supply current to PT 100 sensor			
Zero setting (4.0 mA) adjustment	±5%		
Span adjustment (20 mA)	±5%		
Output signal type	Current	Frequency	Current
Output range	4..20 mA	1 kHz, 4 kHz, 8 kHz, 16 kHz	4...20 mA*
Output load/loop resistance	≤500 Ω		600 Ω max.
Output supply voltage (min./max.)	18...30 VDC	24 VDC ± 20%	
Output supply current (max.)		20 mA	
Cold junction comp error			
Common mode rejection			
Accuracy input/output	0.1% of FS	0.15% v. FSR	0.05% of full scale nominal, 0.2% max. for voltage output
Linearity input/output			
Temperature coefficient		< 250 ppm/°C	
Transmission frequency	5 ms typical		10 Hz
Coupling method	Optically Isolated	Optically Isolated	Optically Isolated
Cross-connections on pin			
Operating Specifications			
Dielectric isolation input to output	2 kV		1500 VAC RMS, 3 port
Dielectric isolation I/O to power supply	2 kV		
Dielectric isolation I/O to DIN-rail		4 kV _{eff} / 1 min	
Storage temperature range	-20°C...+85°C	-25°C...+85°C	-40°C...+85°C
Operating temperature range	0°C...+50°C	0°C...+50°C	-40°C...+75°C
Relative humidity (non-condensing)			
Wire size	#20...12 AWG / 0.5...2.5 mm ²	#22...12 AWG	#26...12 AWG / 0.5...2.5 mm ²
Clamp screw tightening torque Nm (lb.in.)	0.5 (4.38)	Tension Clamp	0.6 (5.31)
Mechanical dimensions (WxLxH) mm (in.)	8x89x68 (.31x3.50x2.68)	6x91x63.2 (.24x3.58x2.49)	12x88x68 (.47x3.46x2.68)
Dimensional diagram	Page 404 Fig. 4		Page 404 Fig. 4
Insulation stripping length mm (in.)	9 (.35)		
Certification standards	CSA, CE	UL, CSA, CE pending	UL, CSA, CE
Accessories	Type	Part No.	Type
End plate side cover	AP (1.5)	C9040396	AP MCZ 1.5
PC software kit†			
Cross-connection, black			
Cross-connection, red			
Cross-connection, blue			
Cross-connection, yellow			