

All CA5 contactor coils are made up of two parts; the Coil Pair and Feeder Group. When ordering replacement parts, usually assume the Coil Pair must be replaced. If control voltage changes, user must order Coil Pair and matching Feeder Group.

Even though all CA5 coils are designed for AC *input* (DC input also available for CA5-550...860 contactors),

they are operated by a DC voltage *supplied* from a “feeder group”. Always order by the Coil Code matched to the **actual control voltage available to the contactor**.

Further information on CA5 coil pairs and feeder groups can be found in CA5 Technical Information.

A.C. & D.C. Coil Pairs & Feeder Groups (CA5-550 to CA5-860) ①②③

Voltage Range	COIL ↓ CODES ↓	CA5-550 ①		CA5-700 & CA5-860	
		Coil Pair	Feeder Group	Coil Pair	Feeder Group
110-120V 50/60Hz 100-110VDC	120	22.807.301-10	22.807.204-10	22.809.301-10	22.809.204-10
220-240V 50/60Hz 200-220VDC	240	22.807.301-13	22.807.204-13	22.809.301-13	22.809.204-13
380-415V 50/60Hz 345-380VDC	380	22.807.301-16	22.807.204-16	22.809.301-16	22.809.204-16
440-480V 50/60Hz 400-440VDC	480	22.807.301-18	22.807.204-18	22.809.301-18	22.809.204-18
Price		607	658	750	783

A.C. Coil Pairs & Feeder Groups (CA5-1000 & CA5-1200) ②③

Voltage Range	A.C. COIL ↓ CODES ↓	CA5-1000 & CA5-1200	
		Coil Pair	Feeder Group
110 Volts 50/60Hz	110	22.811.301-10	22.811.204-10
220 Volts 50/60Hz	220	22.811.301-13	22.811.204-13
230 Volts 50/60Hz	230	22.811.301-14	22.811.204-14
380 Volts 50/60Hz	380	22.811.301-16	22.811.204-16
400 Volts 50/60Hz	400	22.811.301-31	22.811.204-31
440 Volts 50/60Hz	440	22.811.301-18	22.811.204-18
Price		1183	2280

D.C. Coil Pairs & Feeder Groups (CA5-1000 & CA5-1200) ②③

Voltage Range	D.C. COIL ↓ CODES ↓	CA5-1000 & CA5-1200	
		Coil Pair	Feeder Group
110 Volts D.C.	110D	Refer to factory	Refer to factory
220 Volts D.C.	220D	Refer to factory	Refer to factory
Price		Refer to factory	Refer to factory

① The CA5-550 has been replaced by the CA6-420-EI contactor. CA5-550 contactors are still available by special order if required for their higher AC1 ratings.

② Other voltages available. Please contact factory.

③ CA5-550, 700 and 860 contactors are equipped with coils that operate with both AC and DC control voltages. For DC coil operation, select A.C. Coil Code for desired DC voltage. CA5-1000 and 1200 contactors operate with AC control voltage input that is rectified for DC coil operation. See page A75. Consult factory for DC control voltage input.



CA5 Coil Pair
(typical)




CA5 Feeder Group - front view
(typical)





CA5 Feeder Group - rear view
(typical)


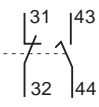
Main Contact - (1 Pole Per Set)

Main Contacts (1 pole) (typical)	For use with...	Catalog Number	Price per pole
	CA5-550 ❶	22.807.202-01	650
	CA5-700	22.808.202-01	850
	CA5-860	22.809.202-01	1250
	CA5-1000	22.810.202-01	1925
	CA5-1200	22.811.202-01	2500

Arc Chutes

Arc Chutes (typical)	For use with...	Catalog Number	Price
 3-pole (1 per contactor)	CA5-550 ❶	22.807.201-01	582
	CA5-700	22.808.201-01	1100
	CA5-860	22.809.201-01	1100
 1-pole (3 per contactor)	CA5-1000	22.810.201-01	500
	CA5-1200	22.811.201-01	500

Auxiliary Contact Block (CA5-1000 & CA5-1200)

Contact Block	Description	NO	NC	Contact Arrangement	For use with...	Catalog Number	Price
	<ul style="list-style-type: none"> Special two pole design; 1 NO delayed make, 1 NC NO delayed make contact used for operation of the Feeder Group/Coil mechanism One supplied standard with contactor 	1 Delayed Make	1		CA5-1000 CA5-1200	CA5-EB11DC	460

❶ The CA5-550 has been replaced by the CA6-420-EI contactor. CA5-550 contactors are still available by special order if required for their higher AC1 ratings.