

Series KU

Base Mount Double Row Terminal Blocks

MAGNUM®
GET CONNECTED WITH US

SPECIFICATIONS

Rating: 60A, 600V*

Center Spacing: .625" (15.88 mm)

Number of poles: 2 - 12

Wire Size: AWG #6 CU max.

Screw Size: #10-32 brass nickel plated

Torque Rating: 20 in/lb max.

Distance Between Barriers: .437" (11.09 mm)

Mounting: Base mount. For 35mm DIN rail mountable, consult factory.

Material: Molded base: Black, UL rated 94V-0 thermoplastic. Terminal plating: Nickel over brass.


Screws: Nickel plated brass.

Operating Temperature: 105°C max.

Approvals: UL E62622; CSA LR15364; CE Pending

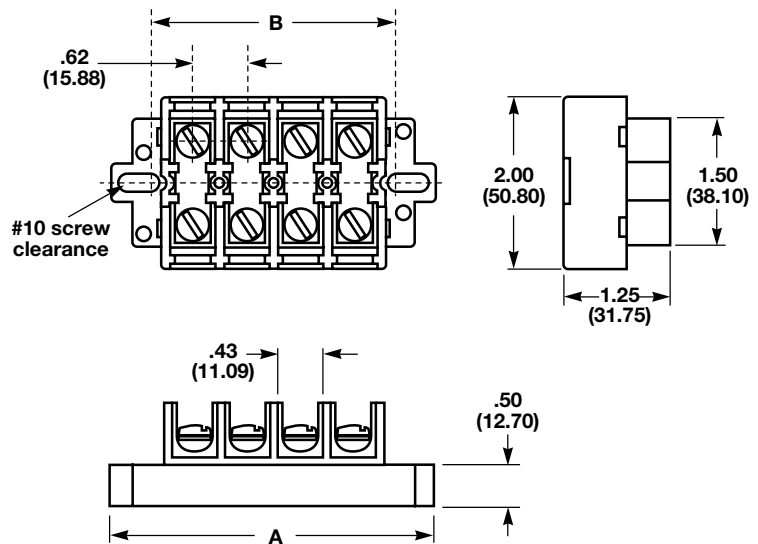


KUSC4



KU12

No. of Poles	KU		KUX only A
	A	B	
2	2.50	1.62	2.00
3	3.12	2.25	2.62
4	3.75	2.87	3.25
5	4.37	3.50	3.87
6	5.00	4.12	4.50
7	5.62	4.75	5.12
8	6.25	5.37	5.75
9	6.87	6.00	6.37
10	7.50	6.62	7.00
11	8.12	7.25	7.62
12	8.75	7.87	8.25



Dimensions in inches. To convert to millimeters, multiply by 25.4.

*60A rating achieved with #6 copper wire crimped to ring terminal

Part Numbering System

Series



- KU** - Standard block
- KUX** - Short block
- KUSC** - Standard w/shorting strap & 4 shorting screws
- KURL** - Standard w/removable link
- KUXSC** - Short block w/shorting strap & 4 shorting screws
- KUXRL** - Short block w/removable link

Poles



2 to 12

Screw Options



- 00** - screws shipped bulk
- W** - brass washer head, nickel plated
- P** - Steel screw w/pressure plate zinc plated
- B** - brass washer head, no plating

Covers



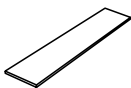
- WC** - Top cover & 2 end plates

Marking Strip

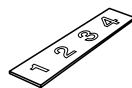


- MT** - Matte finish
- NU** - Numbered 1 to 12, horizontal
- NUV** - Numbered 1 to 12, vertical
- PT** - Marker strip for cover

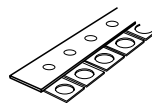
Accessories



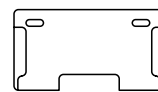
MTMU##
Molded Marking Tape
Matte Finish



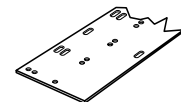
NUM##
Molded Marking Tape



JU12
Jumper
12 Circuits



NUE
End Piece for NUC



NUC##
Cover

BIF document: 1421



For complete specification data, call Bussmann Information Fax ~ 314.527.1450