

MAGNUM®

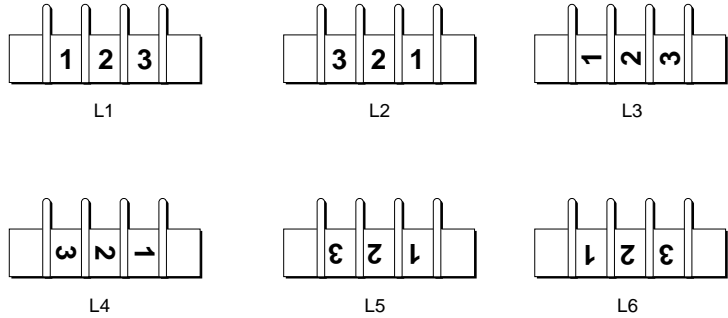
All Series Marking Options & Accessories Double Row Terminal Blocks

Marking Options

Standard Marking

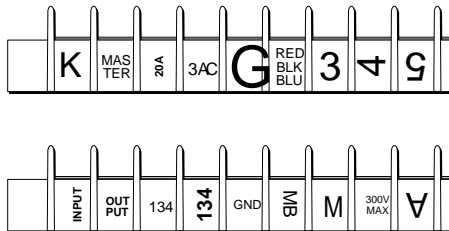
Standard markings are applied directly to the side(s) of a block. Standard color is white. Standard height is .125".

Note: Blocks marked on both sides require a different code for each side. Example Style L1 on one side of the block requires Style L2 on the other side to ensure common terminal marking. To order, add appropriate suffix (L1, L2, L3, L4, L5 and/or L6) to block part number in the proper sequence.



Special Marking

Special markings are available at an additional charge for preparation. Production charges for setup, handling and marking are the same as for standard marking. Drawing(s) must be submitted to ensure accuracy of part required. Consult factory for price and delivery.



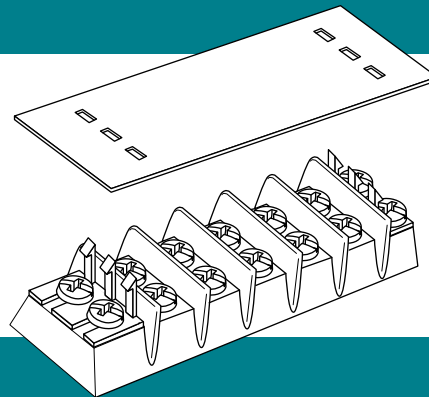
Note: Marking is not available on TB400 Series

Covers

Covers prevent personnel, screws and foreign items from contacting live terminals. Available in white or clear plastic. Two cover clips supplied with each cover. Cover width is 1.31 inches.

All covers must be ordered separately. Consult factory for special legends.

Example: 10 position cover, white, TB100 Series, no legends . . . Part No. is X12010.



Part Numbering System

Series	Cover Strip	Poles	Cover Clips – Bulk
			Part Number
120 - TB100/white	119 - TB100/clear	02 to 36 (TB100)	DD1 – TB100 Series
220 - TB200 & TB200HB* - white	219 - TB200 & TB200HB* - clear	02 to 30 (TB200/TB200HB)	DD2 – TB200 Series
320 - TB300 & TB345 - white	319 - TB300 & TB345 - clear	02 to 24 (TB300/TB345)	DD2HB – TB200HB Series
			DD3 – TB300 Series

Note: Covers are not available on TB400 Series.
* For use on TB200HB, specify HB after Part No. i.e., X21902HB

Top & Bottom Marking Strips Double Row Terminal Blocks

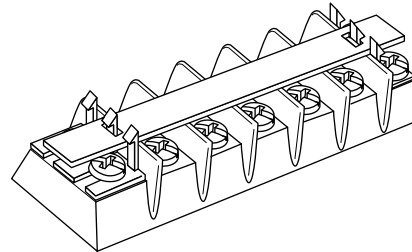
Top Marker Strips

Top mounting marker strips are available in white (opaque) plastic. Two cover clips are supplied with each marker strip.

All top marker strips must be ordered separately. Consult factory for special legends.

Example: 12 position cover, TB200, .032" x .312", with no legends . . . Part No. is X20312.

Example: 12 position cover, TB200HB, .060" x .500", with no legends . . . Part No. is X23312HB.



Part Numbering System

Series



Top Marker Strip



- 133 - TB100 (.060 thk x .500w)
- 103 - TB100 (.032 thk x .312w)
- 233 - TB200 & TB200HB* (.060 thk x .500w)
- 203 - TB200 & TB200HB* (.032 thk x .312w)
- 333 - TB300 & TB345 (.060 thk x .500w)
- 303 - TB300 & TB345 (.032 thk x .380w)

Poles



- 02 to 36 (TB100)
- 02 to 30 (TB200/TB200HB)
- 02 to 24 (TB300/TB345)

Note: Marking Strips are not available on TB400 Series.

* For use on TB200HB, specify HB after Part No. i.e., X23302HB

Bottom Marker Strips

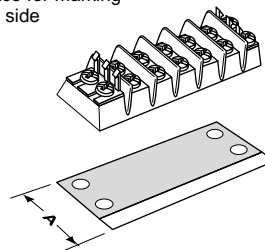
Bottom mounting marker strips are made of black PVC, .030" thick. Space is available to handle most marking situations. All marker strips must be ordered separately.

To order, specify part number, required legends and (BF) bottom forward, (BR) bottom reverse, (TF) top forward, or (TR) top reverse. Consult factory for specials.

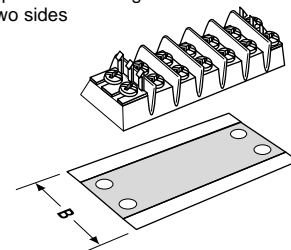
Example: 13 position strip, TB100 with no legends, space for marking one side . . . Part No. is X10513.

Position for legends (one side, two sides) can be specified standard. Standard legend height is .125". Standard legends are 0-99 and A-Z. Special legends are available on special order. Drawing(s) must be submitted to ensure accuracy of part required.

Space for marking one side



Space for marking two sides



	TB100	TB200	TB200HB	TB300	TB345	TB400
Dim. A	1.13"	1.37"	1.62"	1.58"	1.58"	N/A
Dim. B	1.38"	1.62"	1.81"	1.81"	1.81"	N/A

Part Numbering System

Series



Bottom Marker Strip



- 105 - TB100 - marking one side
- 101 - TB100 - marking both sides
- 205 - TB200 - marking one side
- 201 - TB200 - marking both sides
- 295 - TB200HB - marking one side
- 291 - TB200HB - marking both sides
- 305 - TB300 & TB345 - marking one side
- 301 - TB300 & TB345 - marking both sides

Poles



- 02 to 36 (TB100)
- 02 to 30 (TB200/TB200HB)
- 02 to 24 (TB300/TB345)

Orientation



- BF - bottom forward
- BR - bottom reverse
- TF - top forward
- TR - top reverse

Note: Marking Strips are not available on TB400 Series.