


**Quick-Connect Power Distribution Blocks** Inches (Millimeters)

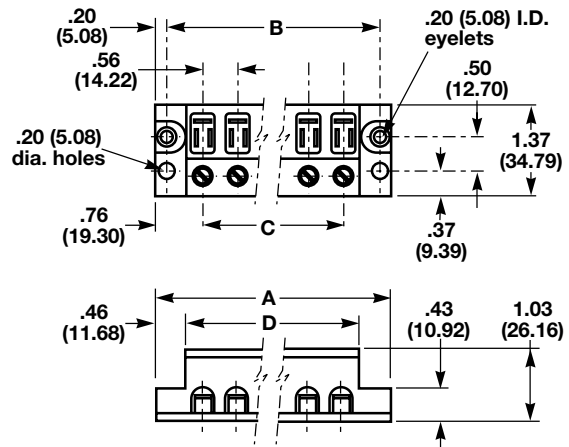
Series 11675

**SPECIFICATIONS**

**Ratings:** 40A, 250V; UL/CSA  
**Poles:** 2 to 6 poles with (3) .250" quick-connect terminals per pole.  
**Input wire sizes:** #8 – #14 CU  
**Torque rating:** 18 in/lb max.  
**Operating temperature:** 150°C  
**Design:** Screw connections for field wiring. Quick connects reduce cost of internal wiring.  
**Agency approvals:** UL E62622; CSA LR15364; CE Pending



11675-4




Part Number	A	B	C	D
11675-2	2.09	1.68	.56	1.15
11675-3	2.66	2.25	1.12	1.71
11675-4	3.22	2.81	1.68	2.28
11675-5	3.78	3.37	2.25	2.84
11675-6	4.34	3.93	2.81	3.40

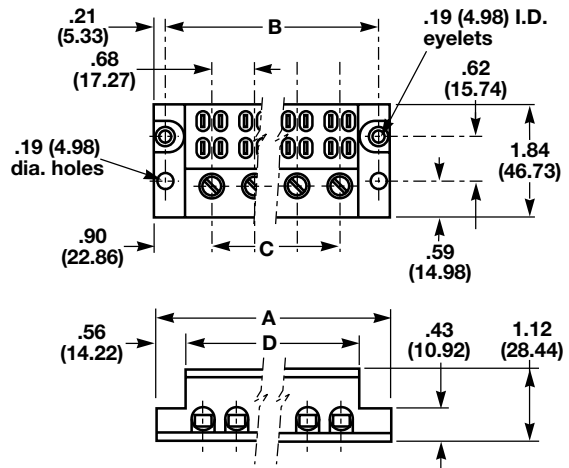
Series 11725

**SPECIFICATIONS**

**Ratings:** 70A, 600V; UL/CSA  
**Poles:** 2, 3 or 4 poles with (4) .250" quick-connect terminals per pole.  
**Input wire sizes:** #2 – #14 CU/#8 AL  
**Torque rating:** 45 in/lb max.  
**Operating temperature:** 150°C  
**Design:** Screw connections for field wiring. Quick connects reduce cost of internal wiring.  
**Agency approvals:** UL E62622; CSA LR15364; CE Pending



11725-2



Part Number	A	B	C	D
11725-2	2.50	2.06	.68	1.37
11725-3	3.18	2.75	1.37	2.06
11725-4	3.87	3.43	2.06	2.75

