

MIXED POWER SERIES

The Mixed Power series inserts allow for a combination of power and signal contacts in one connector.

These inserts fit into the HBE Series housings which are now standard with fixed levers.

of Contacts: 4 Power/ 0 Signal
4 Power/ 2 Signal
4 Power/ 8 Signal



Rectangular Connectors Mixed Power Series

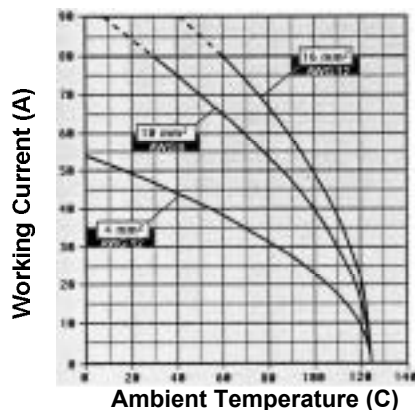
TECHNICAL DATA: INSERTS

Number of Contacts:	4 Power/ X Signal contacts	DIN VDE 0110/02.79	4X8 Principal Poles:
Pollution Level:	3		80A, 400V - 475V
Test Voltage:	3 kV		
Temperature Range:	-140°C to 125°C		4X0 and 4/2 Principal Poles:
Contact Material:	Copper alloy, hard silver plated		80A, 690V - 830V
Molding Material:	Thermoplastic resin, fiberglass reinforced		4X8 and 4X2 Auxiliary Poles:
Contact Resistance:	< 0.3 mOhm		16A, 400V - 475V
Protection Level:	IP 65/ IP20	DIN VDE 0110/01.89	4X8 Principal Poles: 80A, 400V
Termination Type:	Screw		
Insulation Group:	C		4X0 and 4/2 Principal Poles:
Wire Size:	Screw termination: up to 6 AWG, 16mm ² for power contacts Screw termination: up to 14 AWG, 2.5mm ² for signal contacts		80A, 690V
			4X8 and 4X2 Auxiliary Poles:
			16A, 400V

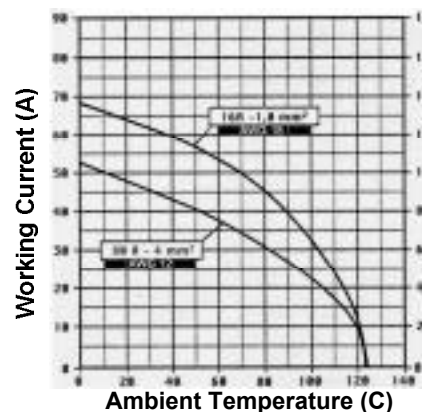
UL File #E115072

TECHNICAL DATA: DERATING CURVES

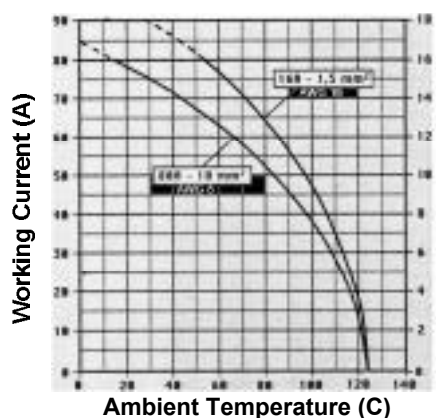
4 POWER/ 0 SIGNAL



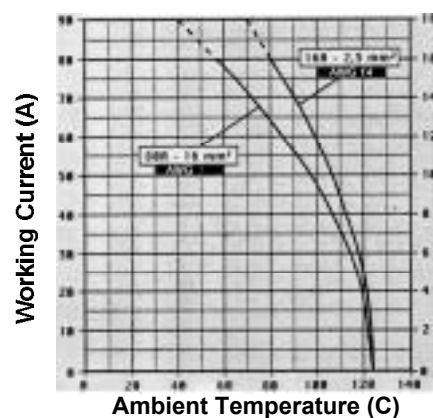
4 POWER/ 2 SIGNAL



4 POWER/ 2 SIGNAL



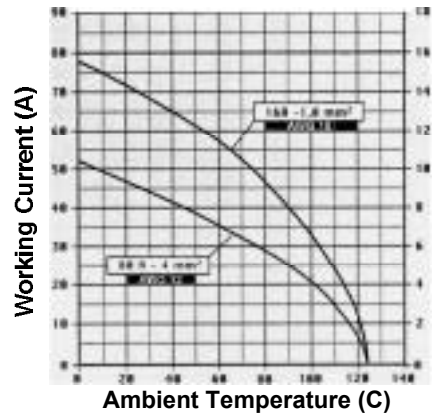
4 POWER/ 2 SIGNAL



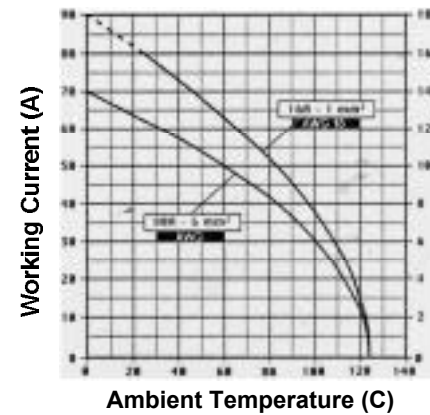
Rectangular Connectors Mixed Power Series

TECHNICAL DATA: DERATING CURVES

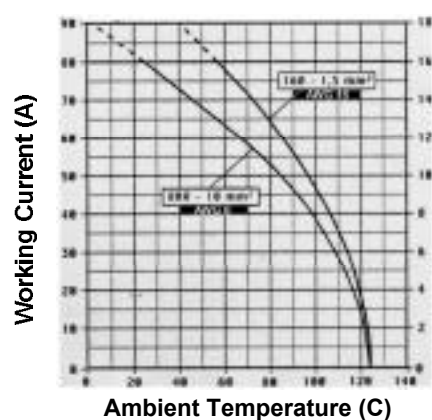
4 POWER/ 8 SIGNAL



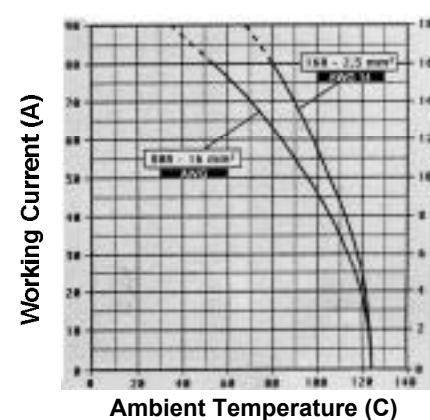
4 POWER/ 8 SIGNAL



4 POWER/ 8 SIGNAL

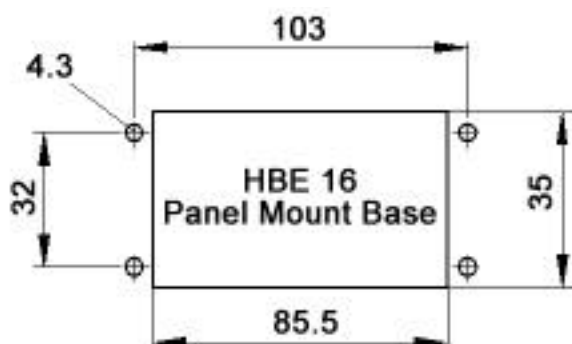


4 POWER/ 8 SIGNAL

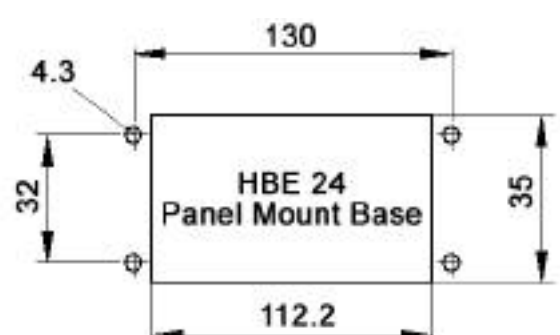


TECHNICAL DATA: HOUSINGS PANEL CUT-OUTS FOR PANEL MOUNT BASES

4X0 and 4X2 Inserts fit into



4X8 Insert fit into



Rectangular Connectors Mixed Power Series

TECHNICAL DATA: HOUSINGS

Specifications: DIN 43652
Temperature Range: -40°C to +125°C
Protection class: IP65
Material: Aluminum alloy, powder coated

STANDARD GREY COATING (NEMA 4)

PG



NPT



METRIC



HBE 6- 48: aluminum alloy, powder coated (grey), locking levers and bolts made of zinc plated steel.

For industrial applications in demanding environments.

BLACK COATING (NEMA 4X)

PG



NPT



METRIC



HBE 6 - 48 EP: Environmentally Protected: aluminum alloy, powder coated (black), locking levers and bolts made of stainless steel.

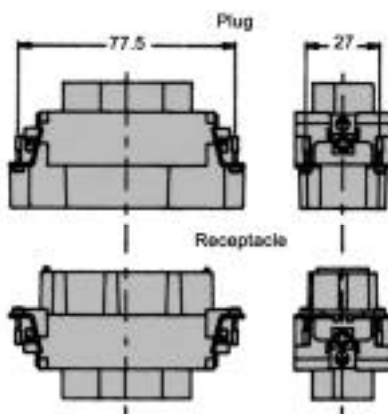
For industrial applications in extremely demanding environments with aggressive atmospheres.

NEMA 4X

www.contactelectronics.com
800-221-1451

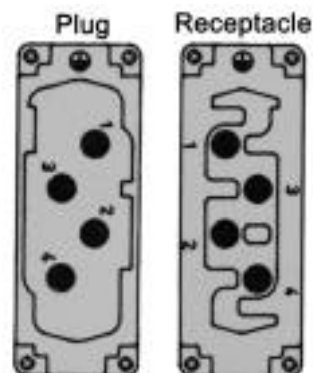
Rectangular Connectors Mixed Power Series

4 POWER/ 0 SIGNAL MIXED POWER INSERTS



All dimensions are in mm.

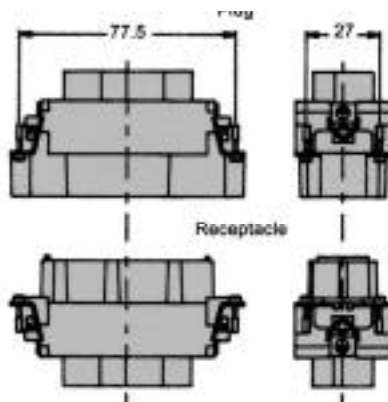
View from Cable Side



These inserts fit in the HBE 16 Series Housings which are on the following pages.

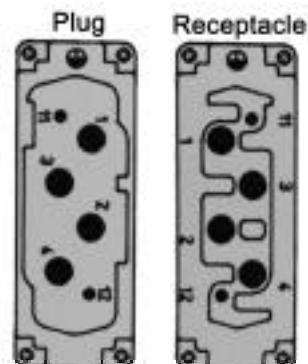
Plug	Receptacle
MP.M400	MP.F400

4 POWER/ 2 SIGNAL MIXED POWER INSERTS



All dimensions are in mm.

View from Cable Side



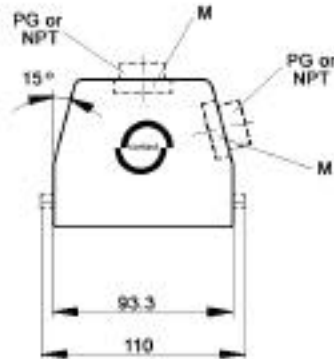
These inserts fit in the HBE 16 Series Housings which are on the following pages.

Plug	Receptacle
MP.M402	MP.F402

Rectangular Connectors Mixed Power Series

HBE 16 HOODS WITH SINGLE LEVER BOLTS

TOP ENTRY



SIDE ENTRY



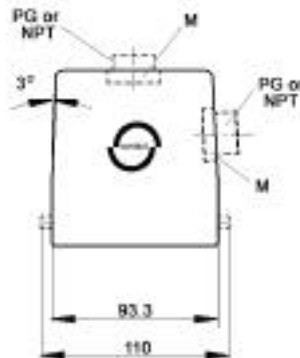
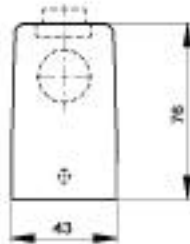
All dimensions are in mm.

Position of Cable Entry	Size of Entry			Standard Grey Coating			Black Coating (NEMA 4X)			Strain Relief		
	PG	NPT	Metric	PG Part #	NPT Part #	Metric Part #	PG Part #	NPT Part #	Metric Part #	PG	NPT	M
Top Entry	21	3/4"	25	10.0809	10.0809NP	19.0809	70.0990	70.0990NP	79.0990	●	■	▲
	29	1"	32	10.0909	10.0909NP	19.0909	-	-	-	●	■	▲
Side Entry	21	3/4"	25	10.0829	10.0829NP	19.0829	70.1090	70.1090NP	79.1090	●	■	▲
	29	1"	32	10.0929	10.0929NP	19.0929	-	-	-	●	■	▲

Metric hoods do not come with a neck.

HBE 16 HIGH PROFILE HOODS WITH SINGLE LEVER BOLTS

TOP ENTRY



SIDE ENTRY



All dimensions are in mm.

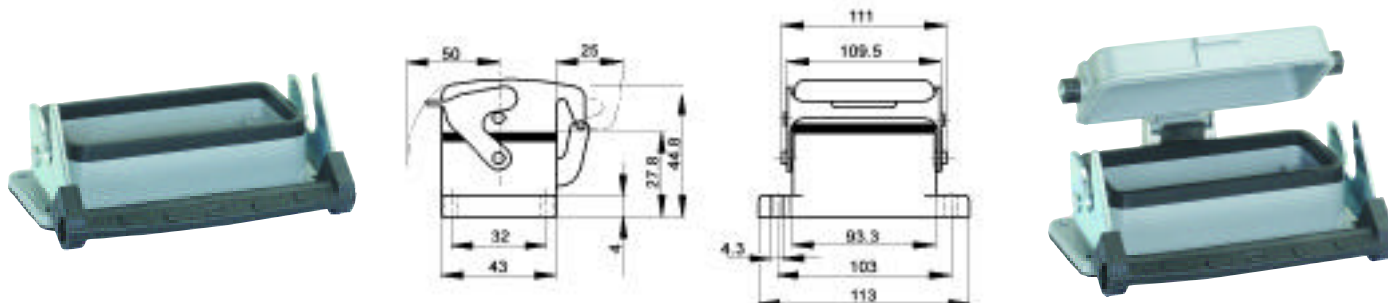
Position of Cable Entry	Size of Entry			Standard Grey Coating			Black Coating (NEMA 4X)			Strain Relief		
	PG	NPT	Metric	PG Part #	NPT Part #	Metric Part #	PG Part #	NPT Part #	Metric Part #	PG	NPT	M
Top Entry	21	3/4"	25	70.0942	70.0942NP	79.0942	70.0992	70.0992NP	79.0992	●	■	▲
	29	1"	32	70.0944	70.0944NP	79.0944	70.0994	70.0994NP	79.0994	●	■	▲
Side Entry	21	3/4"	25	70.1042	70.1042NP	79.1042	70.1092	70.1092NP	79.1092	●	■	▲
	29	1"	32	70.1044	70.1044NP	79.1044	70.1094	70.1094NP	79.1094	●	■	▲

Metric hoods do not come with a neck.

www.contactelectronics.com
800-221-1451

Rectangular Connectors Mixed Power Series

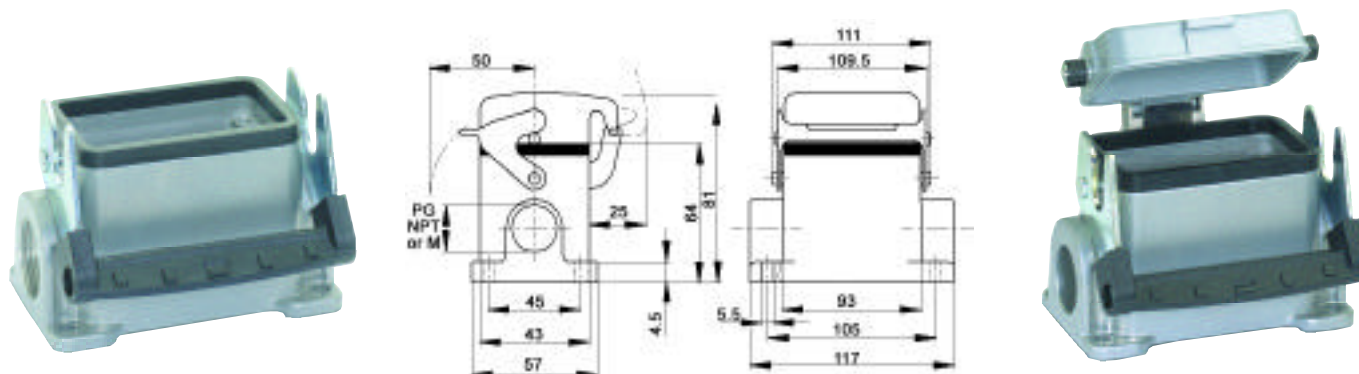
HBE 16 PANEL MOUNT BASES WITH SINGLE LEVER



All dimensions are in mm.

Description	Standard Grey Coating	Black Coating (NEMA 4X)
Panel mount without dust cover	10.0729	70.0827
Panel mount with dust cover	10.0739	70.0837

HBE 16 SURFACE MOUNT BASES WITH SINGLE LEVER



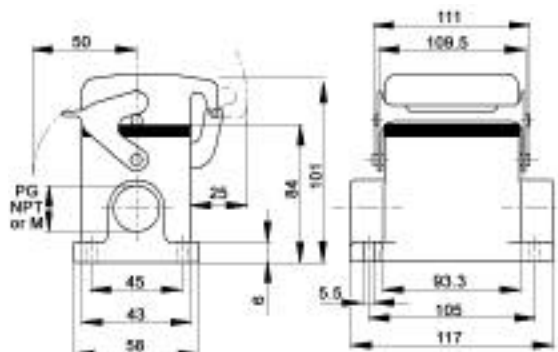
All dimensions are in mm.

# of Entries	Size of Entry			Standard Grey Coating			Black Coating (NEMA 4X)			Strain Relief
	PG	NPT	Metric	PG Part #	NPT Part #	Metric Part #	PG Part #	NPT Part #	Metric Part #	
2 Entries	21	3/4"	25	10.0759	10.0759NP	19.0759	70.1130	70.1130NP	79.1130	PG NPT M
1 Entry	21	3/4"	25	10.0749	10.0749NP	19.0749	70.1120	70.1120NP	79.1120	PG NPT M
2 Entries with dust cover	21	3/4"	25	10.0789	10.0789NP	19.0789	70.1170	70.1170NP	79.1170	PG NPT M
1 Entry with dust cover	21	3/4"	25	10.0769	10.0769NP	19.0769	70.1160	70.1160NP	79.1160	PG NPT M

www.contactelectronics.com
800-221-1451

Rectangular Connectors Mixed Power Series

HBE 16 HIGH PROFILE SURFACE MOUNT BASES WITH SINGLE LEVER

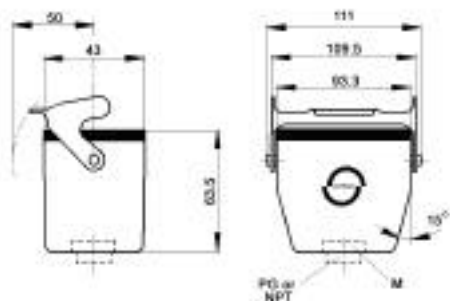


All dimensions are in mm.

# of Entries	Size of Entry			Standard Grey Coating			Black Coating (NEMA 4X)			Strain Relief		
	PG	NPT	Metric	PG Part #	NPT Part #	Metric Part #	PG Part #	NPT Part #	Metric Part #	PG	NPT	M
2 Entries	21	3/4"	25	70.1112	70.1112NP	79.1112	70.1132	70.1132NP	79.1132	●	■	▲
	29	1"	32	70.1114	70.1114NP	79.1114	70.1134	70.1134NP	79.1134	●	■	▲
1 Entry	21	3/4"	25	70.1102	70.1102NP	79.1102	70.1122	70.1122NP	79.1122	●	■	▲
	29	1"	32	70.1104	70.1104NP	79.1104	70.1124	70.1124NP	79.1124	●	■	▲
2 Entries with dust cover	21	3/4"	25	70.1152	70.1152NP	79.1152	70.1172	70.1172NP	79.1172	●	■	▲
	29	1"	32	70.1154	70.1154NP	79.1154	70.1174	70.1174NP	79.1174	●	■	▲
1 Entry with dust cover	21	3/4"	25	70.1142	70.1142NP	79.1142	70.1162	70.1162NP	79.1162	●	■	▲
	29	1"	32	70.1144	70.1144NP	79.1144	70.1164	70.1164NP	79.1164	●	■	▲

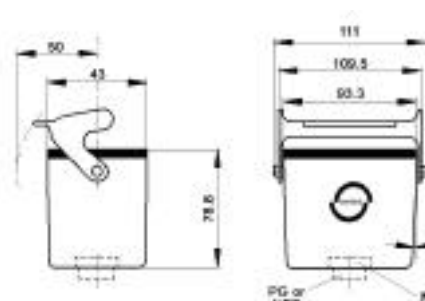
HBE 16 CABLE COUPLER HOODS WITH SINGLE LEVER

STANDARD PROFILE



All dimensions are in mm.

HIGH PROFILE



Profile	Size of Entry			Standard Grey Coating			Black Coating (NEMA 4X)			Strain Relief		
	PG	NPT	Metric	PG Part #	NPT Part #	Metric Part #	PG Part #	NPT Part #	Metric Part #	PG	NPT	M
Standard	21	3/4"	25	10.0869	10.0869NP	19.0869	70.0930	70.0930NP	79.0930	●	■	▲
	29	1"	32	10.0969	10.0969NP	19.0969	70.0969	70.0969NP	79.0969	●	■	▲
High	21	3/4"	25	70.0922	70.0922NP	79.0922	70.0932	70.0932NP	79.0932	●	■	▲
	29	1"	32	70.0924	70.0924NP	79.0924	70.0934	70.0934NP	79.0934	●	■	▲

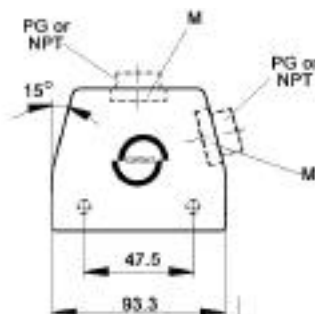
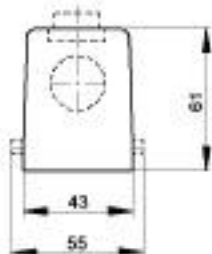
Metric hoods do not come with a neck.

www.contactelectronic.com
800-221-1451

Rectangular Connectors Mixed Power Series

HBE 16 HOODS WITH DOUBLE LEVER BOLTS

TOP ENTRY



SIDE ENTRY



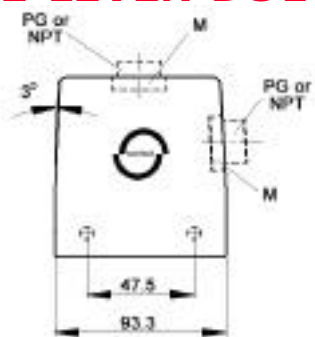
All dimensions are in mm.

Position of Cable Entry	Size of Entry			Standard Grey Coating			Black Coating (NEMA 4X)			Strain Relief		
	PG	NPT	Metric	PG Part #	NPT Part #	Metric Part #	PG Part #	NPT Part #	Metric Part #	PG	NPT	M
Top Entry	21	3/4"	25	10.0800	10.0800NP	19.0800	70.1010	70.1010NP	79.1010	●	■	▲
	29	1"	32	10.0900	10.0900NP	19.0900	-	-	-	●	■	▲
Side Entry	21	3/4"	25	10.0820	10.0820NP	19.0820	70.1030	70.1030NP	79.1030	●	■	▲
	29	1"	32	10.0920	10.0920NP	19.0920	-	-	-	●	■	▲

Metric hoods do not come with a neck.

HBE 16 HIGH PROFILE HOODS WITH DOUBLE LEVER BOLTS

TOP ENTRY



SIDE ENTRY



All dimensions are in mm.

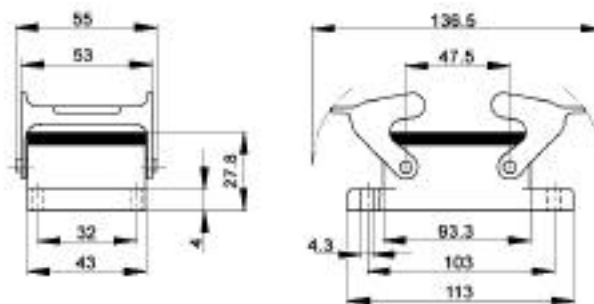
Position of Cable Entry	Size of Entry			Standard Grey Coating			Black Coating (NEMA 4X)			Strain Relief		
	PG	NPT	Metric	PG Part #	NPT Part #	Metric Part #	PG Part #	NPT Part #	Metric Part #	PG	NPT	M
Top Entry	21	3/4"	25	70.1002	70.1002NP	79.1002	70.1012	70.1012NP	79.1012	●	■	▲
	29	1"	32	70.1004	70.1004NP	79.1004	70.1014	70.1014NP	79.1014	●	■	▲
Side Entry	21	3/4"	25	70.1022	70.1022NP	79.1022	70.1032	70.1032NP	79.1032	●	■	▲
	29	1"	32	70.1024	70.1024NP	79.1024	70.1034	70.1034NP	79.1034	●	■	▲

Metric hoods do not come with a neck.

www.contactelectronics.com
800-221-1451

Rectangular Connectors Mixed Power Series

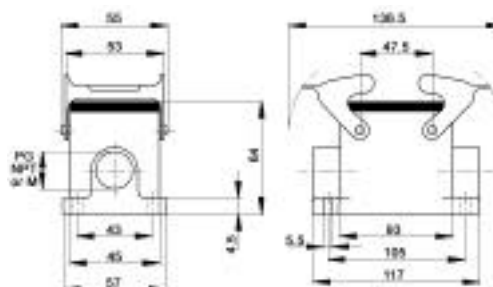

HBE 16 PANEL MOUNT BASES WITH DOUBLE LEVERS



All dimensions are in mm.

Description	Standard Grey Coating	Black Coating (NEMA 4X)
Panel Mount without Dust Cover	10.0720	70.0825

HBE 16 SURFACE MOUNT BASES WITH DOUBLE LEVERS



All dimensions are in mm.

Mounting Type	Size of Entry			Standard Grey Coating			Black Coating (NEMA 4X)			Strain Relief		
	PG	NPT	Metric	PG Part #	NPT Part #	Metric Part #	PG Part #	NPT Part #	Metric Part #	PG	NPT	M
2 Entries	21	3/4"	25	10.0750	10.0750NP	19.0750	70.0880	70.0880NP	79.0880	●	■	▲
1 Entry	21	3/4"	25	10.0740	10.0740NP	19.0740	70.0870	70.0870NP	79.0870	●	■	▲

EMC PROTECTION



	PG/NPT	Metric
Panel Mount Base	70.3502	79.3502
Surface Mount & Cable Coupler Hood	70.3522	79.3522

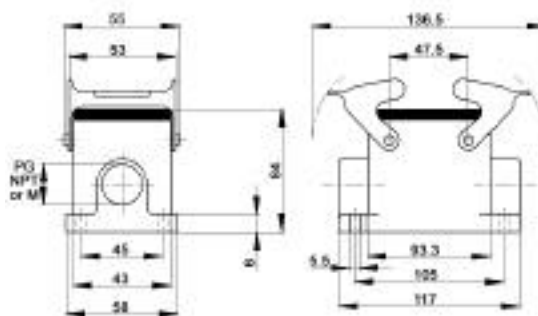
EMC Shielding is retrofittable.



www.contactelectronics.com
800-221-1451

Rectangular Connectors Mixed Power Series

HBE 16 HIGH PROFILE BASES WITH DOUBLE LEVERS

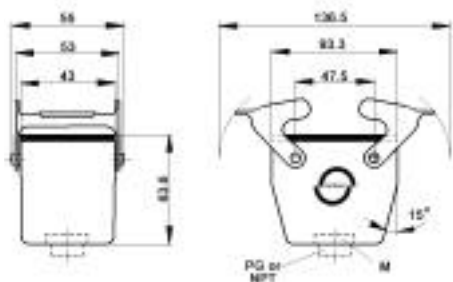


All dimensions are in mm.

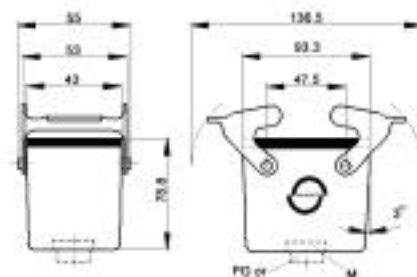
# of Entries	Size of Entry			Standard Grey Coating			Black Coating (NEMA 4X)			Strain Relief		
	PG	NPT	Metric	PG Part #	NPT Part #	Metric Part #	PG Part #	NPT Part #	Metric Part #	PG	NPT	M
2 Entries	21	3/4"	25	70.0862	70.0862NP	79.0862	70.0882	70.0882NP	79.0882	●	■	▲
	29	1"	32	70.0864	70.0864NP	79.0864	70.0884	70.0884NP	79.0884	●	■	▲
1 Entry	21	3/4"	25	70.0852	70.0852NP	79.0852	70.0872	70.0872NP	79.0872	●	■	▲
	29	1"	32	70.0854	70.0854NP	79.0854	70.0874	70.0874NP	79.0874	●	■	▲

HBE 16 CABLE COUPLER HOODS WITH DOUBLE LEVERS

STANDARD PROFILE



HIGH PROFILE



All dimensions are in mm.

Profile	Size of Entry			Standard Grey Coating			Black Coating (NEMA 4X)			Strain Relief		
	PG	NPT	Metric	PG Part #	NPT Part #	Metric Part #	PG Part #	NPT Part #	Metric Part #	PG	NPT	M
Standard	21	3/4"	25	10.0860	10.0860NP	19.0860	70.0910	70.0910NP	79.0910	●	■	▲
	29	1"	32	10.0960	10.0960NP	19.0960	-	-	-	●	■	▲
High	21	3/4"	25	70.0902	70.0902NP	79.0902	70.0912	70.0912NP	79.0912	●	■	▲
	29	1"	32	70.0904	70.0904NP	79.0904	70.0914	70.0914NP	79.0914	●	■	▲

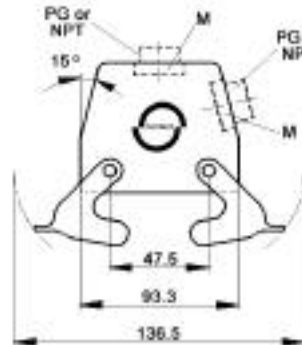
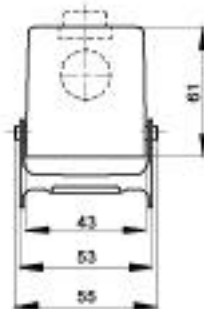
Metric hoods do not come with a neck.

www.contactelectronics.com
800-221-1451

Rectangular Connectors Mixed Power Series

HBE 16 HOODS WITH DOUBLE LEVERS

TOP ENTRY



SIDE ENTRY



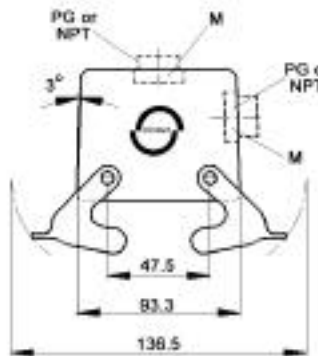
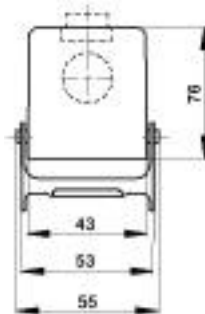
All dimensions are in mm.

Position of Cable Entry	Size of Entry			Standard Grey Coating			Black Coating (NEMA 4X)			Strain Relief		
	PG	NPT	Metric	PG Part #	NPT Part #	Metric Part #	PG Part #	NPT Part #	Metric Part #	PG	NPT	M
Top Entry	21	3/4"	25	10.0810	10.0810NP	19.0810	70.1060	70.1060NP	79.1060	●	■	▲
	29	1"	32	10.0910	10.0910NP	19.0910	-	-	-	●	■	▲
Side Entry	21	3/4"	25	10.0830	10.0830NP	19.0830	70.1080	70.1080NP	79.1080	●	■	▲
	29	1"	32	10.0930	10.0930NP	19.0930	-	-	-	●	■	▲

Metric hoods do not come with a neck.

HBE 16 HIGH PROFILE HOODS WITH DOUBLE LEVERS

TOP ENTRY



SIDE ENTRY



All dimensions are in mm.

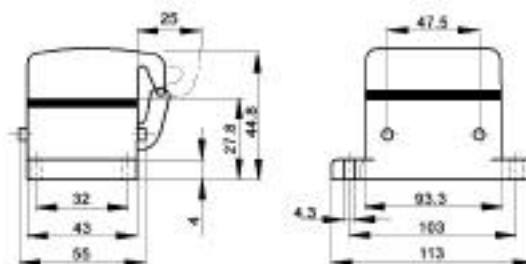
Position of Cable Entry	Size of Entry			Standard Grey Coating			Black Coating (NEMA 4X)			Strain Relief		
	PG	NPT	Metric	PG Part #	NPT Part #	Metric Part #	PG Part #	NPT Part #	Metric Part #	PG	NPT	M
Top Entry	21	3/4"	25	70.1052	70.1052NP	79.1052	70.1062	70.1062NP	79.1062	●	■	▲
	29	1"	32	70.1054	70.1054NP	79.1054	70.1064	70.1064NP	79.1064	●	■	▲
Side Entry	21	3/4"	25	70.1072	70.1072NP	79.1072	70.1082	70.1082NP	79.1082	●	■	▲
	29	1"	32	70.1074	70.1074NP	79.1074	70.1084	70.1084NP	79.1084	●	■	▲

Metric hoods do not come with a neck.

www.contactelectronics.com
800-221-1451

Rectangular Connectors Mixed Power Series

HBE 16 PANEL MOUNT BASES WITH DOUBLE LEVER BOLTS

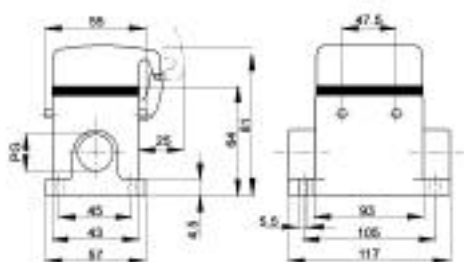


All dimensions are in mm.

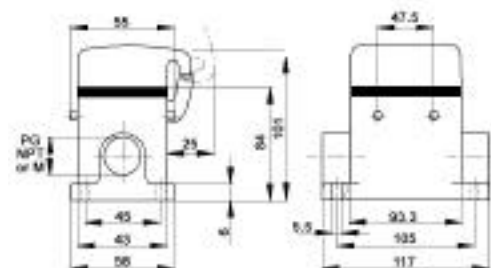
Description	Standard Grey Coating	Black Coating (NEMA 4X)
Panel Mount with Dust Cover	10.0730	70.0835
Panel Mount without Dust Cover	10.0731	-

HBE 16 SURFACE MOUNT BASES WITH DOUBLE LEVER BOLTS

STANDARD PROFILE



HIGH PROFILE



All dimensions are in mm.

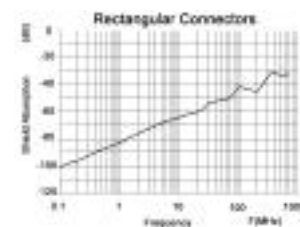
# of Entries	Size of Entry			Standard Grey Coating			Black Coating (NEMA 4X)			Strain Relief		
	PG	NPT	Metric	PG Part #	NPT Part #	Metric Part #	PG Part #	NPT Part #	Metric Part #	PG	NPT	M
2 Entries	21	3/4"	25	70.0960	70.0960NP	79.0960	70.0980	70.0980NP	79.0980	●	■	▲
1 Entry	21	3/4"	25	10.0760	10.0760NP	19.0970	70.0970	70.0970NP	79.0970	●	■	▲
High Profile with 2 Entries	21	3/4"	25	70.0962	70.0962NP	79.0962	70.0982	70.0982NP	79.0982	●	■	▲
	29	1"	32	70.0964	70.0964NP	79.0964	70.0984	70.0984NP	79.0984	●	■	▲
High Profile with 1 Entry	21	3/4"	25	70.0952	70.0952NP	79.0952	70.0972	70.0972NP	79.0972	●	■	▲
	29	1"	32	70.0954	70.0954NP	79.0954	70.0974	70.0974NP	79.0974	●	■	▲

EMC PROTECTION



	PG/NPT	Metric
Panel Mount Base	70.3502	79.3502
Surface Mount & Cable Coupler Hood	70.3522	79.3522

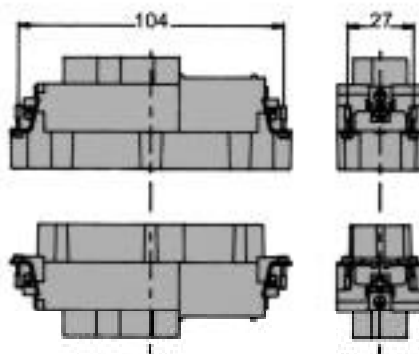

EMC Shielding is retrofitable.



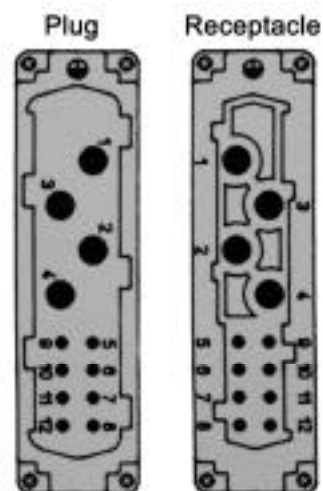
www.contactelectronics.com
800-221-1451

Rectangular Connectors Mixed Power Series

4 POWER/ 8 SIGNAL MIXED POWER INSERTS



View from Cable Side



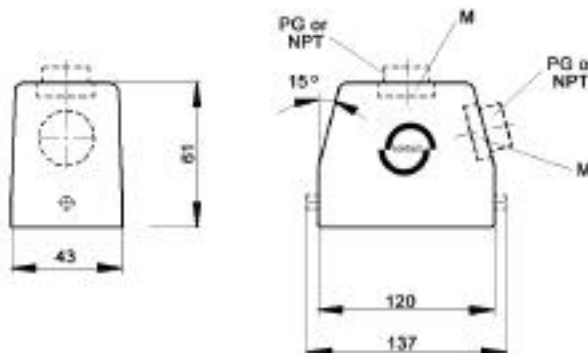
These inserts fit in the HBE 24 Series Housings which are on the following pages.

All dimensions are in mm.

Plug	Receptacle
11.2408	11.1408

HBE 24 HOODS WITH SINGLE LEVER BOLTS

TOP ENTRY



SIDE ENTRY



All dimensions are in mm.

Position of Cable Entry	Size of Entry			Standard Grey Coating			Black Coating (NEMA 4X)			Strain Relief		
	PG	NPT	Metric	PG Part #	NPT Part #	Metric Part #	PG Part #	NPT Part #	Metric Part #	PG	NPT	M
Top Entry	21	3/4"	25	10.1219	10.1219NP	19.1219	70.1490	70.1490NP	79.1490	●	■	▲
	29	1"	32	10.1119	10.1119NP	19.1119	70.1492	70.1492NP	79.1492	●	■	▲
Side Entry	21	3/4"	25	10.1139	10.1139NP	19.1139	70.1590	70.1590NP	79.1590	●	■	▲
	29	1"	32	10.1239	10.1239NP	19.1239	70.1592	70.1592NP	79.1592	●	■	▲

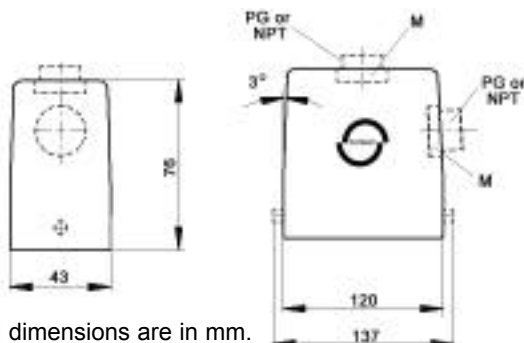
Metric hoods do not come with a neck.

www.contactelectronics.com
800-221-1451

Rectangular Connectors Mixed Power Series

HBE 24 HIGH PROFILE HOODS WITH SINGLE LEVER BOLTS

TOP ENTRY



SIDE ENTRY

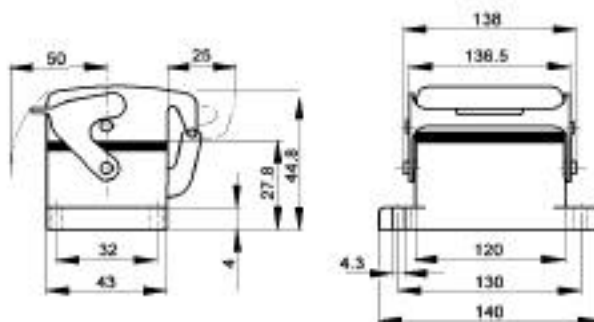


All dimensions are in mm.

Position of Cable Entry	Size of Entry			Standard Grey Coating			Black Coating (NEMA 4X)			Strain Relief		
	PG	NPT	Metric	PG Part #	NPT Part #	Metric Part #	PG Part #	NPT Part #	Metric Part #	PG	NPT	M
Top Entry	21	3/4"	25	70.1444	70.1444NP	79.1444	70.1494	70.1494NP	79.1494	●	■	▲
	29	1"	32	70.1446	70.1446NP	79.1446	70.1496	70.1496NP	79.1496	●	■	▲
Side Entry	21	3/4"	25	70.1544	70.1544NP	79.1544	70.1594	70.1594NP	79.1594	●	■	▲
	29	1"	32	70.1546	70.1546NP	79.1546	70.1596	70.1596NP	79.1596	●	■	▲

Metric hoods do not come with a neck.

HBE 24 PANEL MOUNT BASES WITH SINGLE LEVER



All dimensions are in mm.



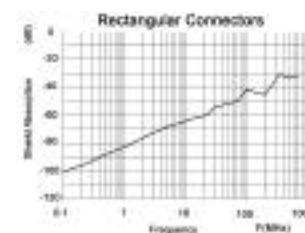
Description	Standard Grey Coating	Black Coating (NEMA 4X)
Panel Mount without dust cover	10.1029	70.1327
Panel Mount with dust cover	10.1039	70.1337

EMC PROTECTION



	PG/NPT	Metric
Panel Mount Base	70.3503	79.3503
Surface Mount & Cable Coupler Hood	70.3523	79.3523

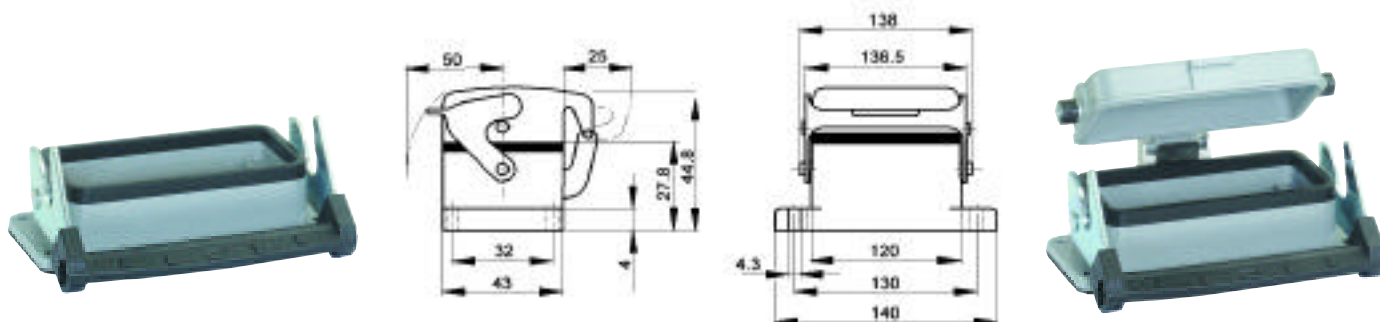
EMC Shielding is retrofittable.



www.contactelectronics.com
800-221-1451

Rectangular Connectors Mixed Power Series

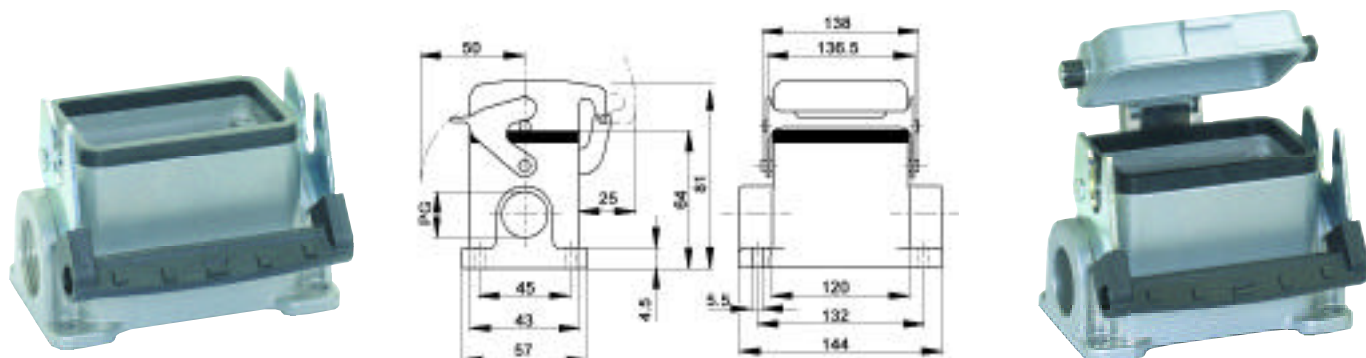
HBE 24 PANEL MOUNT BASES WITH SINGLE LEVER



All dimensions are in mm.

Description	Standard Grey Coating	Black Coating (NEMA 4X)
Panel Mount without dust cover	10.1029	70.1327
Panel Mount with dust cover	10.1039	70.1337

HBE 24 SURFACE MOUNT BASES WITH SINGLE LEVER



All dimensions are in mm.

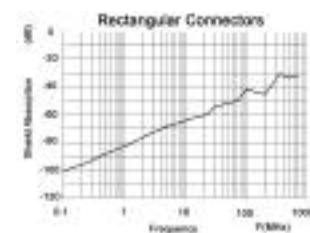
# of Entries	Size of Entry			Standard Grey Coating			Black Coating (NEMA 4X)			Strain Relief		
	PG	NPT	Metric	PG Part #	NPT Part #	Metric Part #	PG Part #	NPT Part #	Metric Part #	PG	NPT	M
2 Entries	21	3/4"	25	10.1059	10.1059NP	19.1059	70.1630	70.1630NP	79.1630	●	■	▲
1 Entry	21	3/4"	25	10.1049	10.1049NP	19.1049	70.1620	70.1620NP	79.1620	●	■	▲
2 with cover	21	3/4"	25	10.1099	10.1099NP	19.1099	70.1670	70.1670NP	79.1670	●	■	▲
1 with cover	21	3/4"	25	10.1079	10.1079NP	19.1079	70.1660	70.1660NP	79.1660	●	■	▲

EMC PROTECTION



	PG/NPT	Metric
Panel Mount Base	70.3503	79.3503
Surface Mount & Cable Coupler Hood	70.3523	79.3523

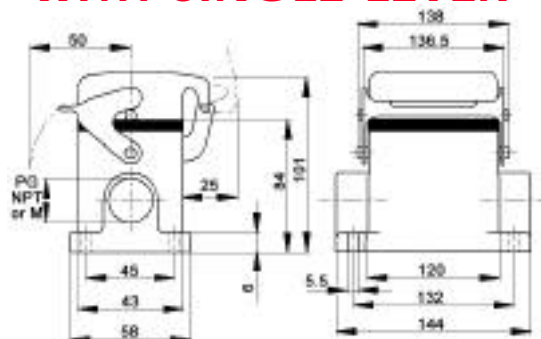

EMC Shielding is retrofittable.



www.contactelectronics.com
800-221-1451

Rectangular Connectors Mixed Power Series

HBE 24 HIGH PROFILE SURFACE MOUNT BASES WITH SINGLE LEVER

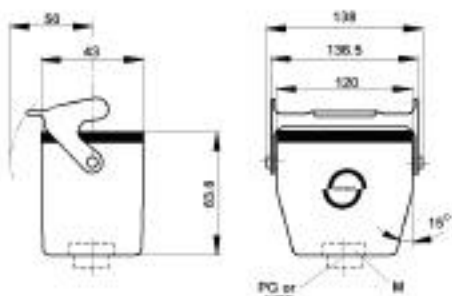


All dimensions are in mm.

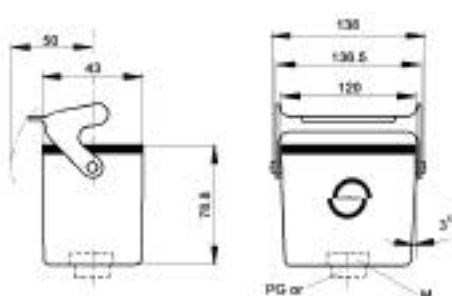
# of Entries	Size of Entry			Standard Grey Coating			Black Coating (NEMA 4X)			Strain Relief		
	PG	NPT	Metric	PG Part #	NPT Part #	Metric Part #	PG Part #	NPT Part #	Metric Part #	PG	NPT	M
2 Entries	21	3/4"	25	70.1612	70.1612NP	79.1612	70.1632	70.1632NP	79.1632	●	■	▲
	29	1"	32	70.1614	70.1614NP	79.1614	70.1634	70.1634NP	79.1634	●	■	▲
1 Entry	21	3/4"	25	70.1602	70.1602NP	79.1602	70.1622	70.1622NP	79.1622	●	■	▲
	29	1"	32	70.1604	70.1604NP	79.1604	70.1624	70.1624NP	79.1624	●	■	▲
2 Entries with dust cover	21	3/4"	25	70.1652	70.1652NP	79.1652	70.1672	70.1672NP	79.1672	●	■	▲
	29	1"	32	70.1654	70.1654NP	79.1654	70.1674	70.1674NP	79.1674	●	■	▲
1 Entry with dust cover	21	3/4"	25	70.1642	70.1642NP	79.1642	70.1662	70.1662NP	79.1662	●	■	▲
	29	1"	32	70.1644	70.1644NP	79.1644	70.1664	70.1664NP	79.1664	●	■	▲

HBE 24 CABLE COUPLER HOODS WITH SINGLE LEVER

STANDARD PROFILE



HIGH PROFILE



All dimensions are in mm.

Profile	Size of Entry			Standard Grey Coating			Black Coating (NEMA 4X)			Strain Relief		
	PG	NPT	Metric	PG Part #	NPT Part #	Metric Part #	PG Part #	NPT Part #	Metric Part #	PG	NPT	M
Standard	21	3/4"	25	10.1279	10.1279NP	19.1279	70.1430	70.1430NP	79.1430	●	■	▲
	29	1"	32	10.1179	10.1179NP	19.1179	70.1432	70.1432NP	79.1432	●	■	▲
High Profile	21	3/4"	25	70.1424	70.1424NP	79.1424	70.1434	70.1434NP	79.1434	●	■	▲
	29	1"	32	70.1426	70.1426NP	79.1426	70.1436	70.1436NP	79.1436	●	■	▲

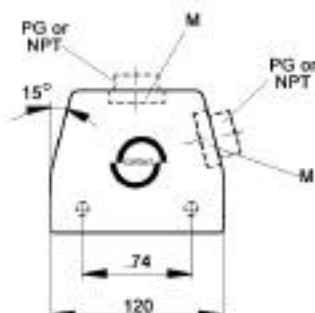
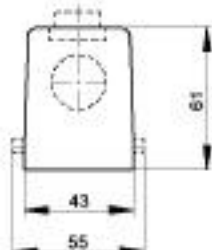
Metric hoods do not come with a neck.

www.contactelectronics.com
800-221-1451

Rectangular Connectors Mixed Power Series

HBE 24 HOODS WITH DOUBLE LEVER BOLTS

TOP ENTRY



SIDE ENTRY



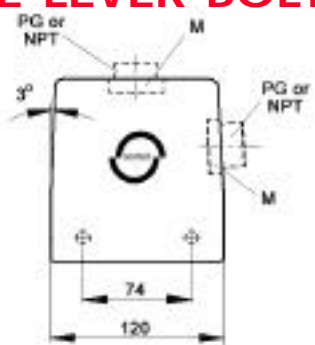
All dimensions are in mm.

Position of Cable Entry	Size of Entry			Standard Grey Coating			Black Coating (NEMA 4X)			Strain Relief
	PG	NPT	Metric	PG Part #	NPT Part #	Metric Part #	PG Part #	NPT Part #	Metric Part #	
Top Entry	21	3/4"	25	10.1210	10.1210NP	19.1210	70.1510	70.1510NP	79.1510	PG NPT M
	29	1"	32	10.1110	10.1110NP	19.1110	70.1512	70.1512NP	79.1512	PG NPT M
Side Entry	21	3/4"	25	10.1130	10.1130NP	19.1130	70.1530	70.1530NP	79.1530	PG NPT M
	29	1"	32	10.1230	10.1230NP	19.1230	70.1532	70.1532NP	79.1532	PG NPT M

Metric hoods do not come with a neck.

HBE 24 HIGH PROFILE HOODS WITH DOUBLE LEVER BOLTS

TOP ENTRY



SIDE ENTRY



All dimensions are in mm.

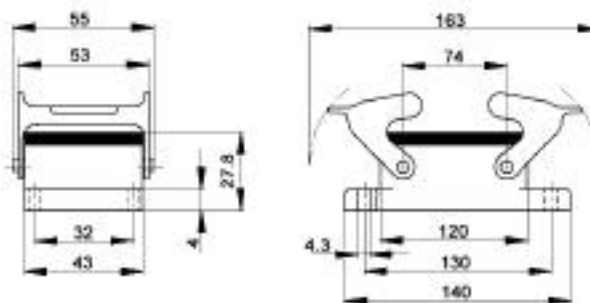
Position of Cable Entry	Size of Entry			Standard Grey Coating			Black Coating (NEMA 4X)			Strain Relief
	PG	NPT	Metric	PG Part #	NPT Part #	Metric Part #	PG Part #	NPT Part #	Metric Part #	
Top Entry	21	3/4"	25	70.1504	70.1504NP	79.1504	70.1514	70.1514NP	79.1514	PG NPT M
	29	1"	32	70.1506	70.1506NP	79.1506	70.1516	70.1516NP	79.1516	PG NPT M
Side Entry	21	3/4"	25	70.1524	70.1524NP	79.1524	70.1534	70.1534NP	79.1534	PG NPT M
	29	1"	32	70.1526	70.1526NP	79.1526	70.1536	70.1536NP	79.1536	PG NPT M

Metric hoods do not come with a neck.

www.contactelectronics.com
800-221-1451

Rectangular Connectors Mixed Power Series

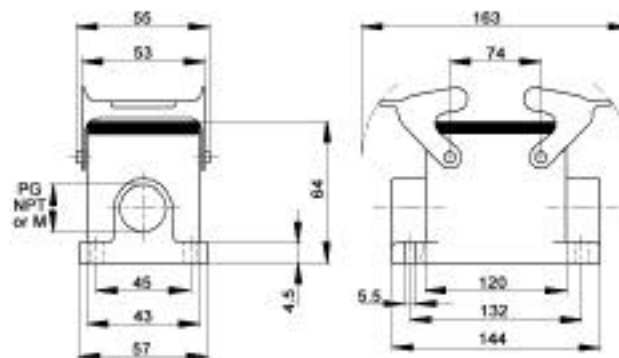

HBE 24 PANEL MOUNT BASES WITH DOUBLE LEVERS



All dimensions are in mm.

Description	Standard Grey Coating	Black Coating (NEMA 4X)
Panel Mount without Dust Cover	10.1020	70.1325

HBE 24 STANDARD PROFILE SURFACE MOUNT BASES WITH DOUBLE LEVERS



All dimensions are in mm.

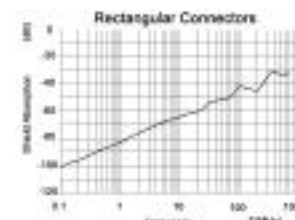
# of Entries	Size of Entry			Standard Grey Coating			Black Coating (NEMA 4X)			Strain Relief		
	PG	NPT	Metric	PG Part #	NPT Part #	Metric Part #	PG Part #	NPT Part #	Metric Part #	PG	NPT	M
2 Entries	21	3/4"	25	10.1050	10.1050NP	19.1050	70.1380	70.1380NP	79.1380	●	■	▲
1 Entry	21	3/4"	25	10.1040	10.1040NP	19.1040	70.1370	70.1370NP	79.1370	●	■	▲

EMC PROTECTION



	PG/NPT	Metric
Panel Mount Base	70.3503	79.3503
Surface Mount & Cable Coupler Hood	70.3523	79.3523

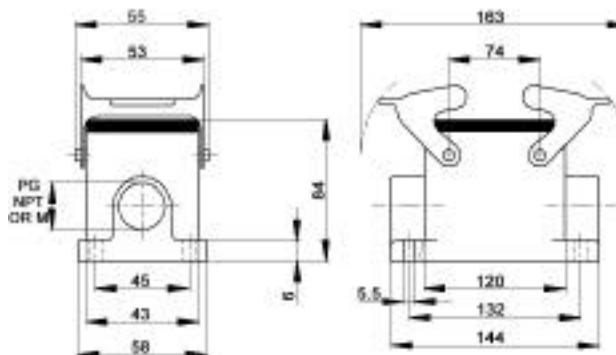

EMC Shielding is retrofittable.



www.contactelectronics.com
800-221-1451

Rectangular Connectors Mixed Power Series

HBE 24 HIGH PROFILE SURFACE MOUNT BASES WITH DOUBLE LEVERS



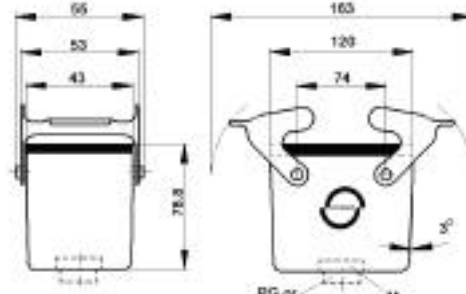
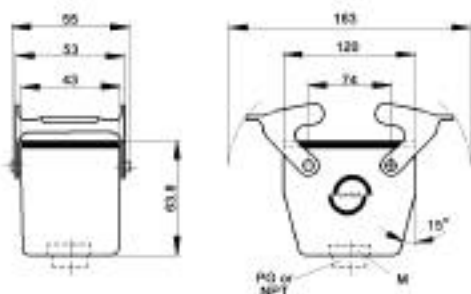
All dimensions are in mm.

Position of Cable Entry	Size of Entry			Standard Grey Coating			Black Coating (NEMA 4X)			Strain Relief
	PG	NPT	Metric	PG Part #	NPT Part #	Metric Part #	PG Part #	NPT Part #	Metric Part #	
2 Entries	21	3/4"	25	70.1362	70.1362NP	79.1362	70.1382	70.1382NP	79.1382	● ■ ▲
	29	1"	32	70.1364	70.1364NP	79.1364	70.1384	70.1384NP	79.1384	● ■ ▲
1 Entry	21	3/4"	25	70.1352	70.1352NP	79.1352	70.1372	70.1372NP	79.1372	● ■ ▲
	29	1"	32	70.1354	70.1354NP	79.1354	70.1374	70.1374NP	79.1374	● ■ ▲

HBE 24 CABLE COUPLER HOOD WITH DOUBLE LEVERS

STANDARD PROFILE

HIGH PROFILE



All dimensions are in mm.

Profile	Size of Entry			Standard Grey Coating			Black Coating (NEMA 4X)			Strain Relief
	PG	NPT	Metric	PG Part #	NPT Part #	Metric Part #	PG Part #	NPT Part #	Metric Part #	
Standard	21	3/4"	25	10.1270	10.1270NP	19.1270	70.1410	70.1410NP	79.1410	● ■ ▲
	29	1"	32	10.1170	10.1170NP	19.1170	70.1412	70.1412NP	79.1412	● ■ ▲
High Profile	21	3/4"	25	70.1404	70.1404NP	79.1404	70.1414	70.1414NP	79.1414	● ■ ▲
	29	1"	32	70.1406	70.1406NP	79.1406	70.1416	70.1416NP	79.1416	● ■ ▲

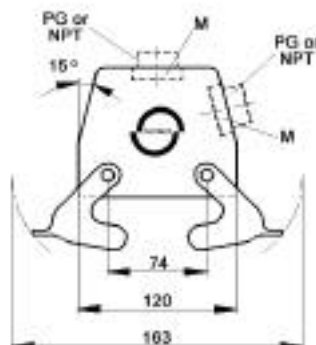
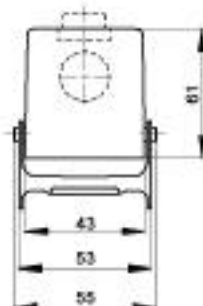
Metric hoods do not come with a neck.

www.contactelectronics.com
800-221-1451

Rectangular Connectors Mixed Power Series

HBE 24 HOODS WITH DOUBLE LEVERS

TOP ENTRY



SIDE ENTRY



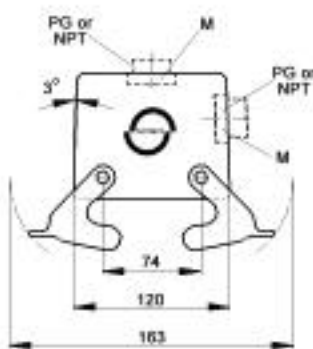
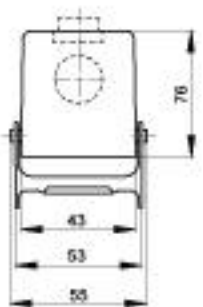
All dimensions are in mm.

Position of Cable Entry	Size of Entry			Standard Grey Coating			Black Coating (NEMA 4X)			Strain Relief		
	PG	NPT	Metric	PG Part #	NPT Part #	Metric Part #	PG Part #	NPT Part #	Metric Part #	PG	NPT	M
Top Entry	21	3/4"	25	10.1220	10.1220NP	19.1220	70.1560	70.1560NP	79.1560	●	■	▲
	29	1"	32	10.1120	10.1120NP	19.1120	70.1562	70.1562NP	79.1562	●	■	▲
Side Entry	21	3/4"	25	10.1140	10.1140NP	19.1140	70.1580	70.1580NP	79.1580	●	■	▲
	29	1"	32	10.1240	10.1240NP	19.1240	70.1582	70.1582NP	79.1582	●	■	▲

Metric hoods do not come with a neck.

HBE 24 HIGH PROFILE HOODS WITH DOUBLE LEVERS

TOP ENTRY



SIDE ENTRY



All dimensions are in mm.

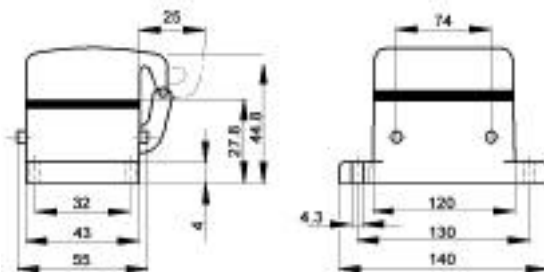
Position of Cable Entry	Size of Entry			Standard Grey Coating			Black Coating (NEMA 4X)			Strain Relief		
	PG	NPT	Metric	PG Part #	NPT Part #	Metric Part #	PG Part #	NPT Part #	Metric Part #	PG	NPT	M
Top Entry	21	3/4"	25	70.1554	70.1554NP	79.1554	70.1564	70.1564NP	79.1564	●	■	▲
	29	1"	32	70.1556	70.1556NP	79.1556	70.1566	70.1566NP	79.1566	●	■	▲
Side Entry	21	3/4"	25	70.1574	70.1574NP	79.1574	70.1584	70.1584NP	79.1584	●	■	▲
	29	1"	32	70.1576	70.1576NP	79.1576	70.1586	70.1586NP	79.1586	●	■	▲

Metric hoods do not come with a neck.

www.contactelectronics.com
800-221-1451

Rectangular Connectors Mixed Power Series

HBE 24 PANEL MOUNT BASES WITH DOUBLE LEVER BOLTS



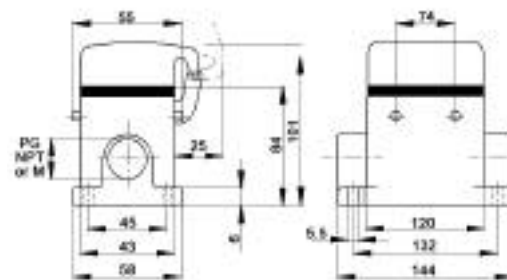
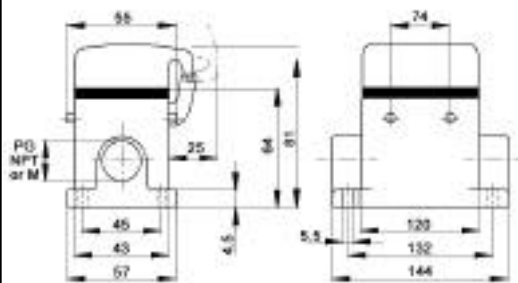
All dimensions are in mm.

Description	Standard Grey Coating	Black Coating (NEMA 4X)
Panel Mount with Dust cover	10.1030	70.1335
Panel Mount without cover	10.1031	-

HBE 24 SURFACE MOUNT BASES WITH DOUBLE LEVER BOLTS

STANDARD PROFILE

HIGH PROFILE



All dimensions are in mm.

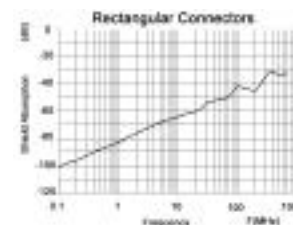
# of Entries	Size of Entry			Standard Grey Coating			Black Coating (NEMA 4X)			Strain Relief
	PG	NPT	Metric	PG Part #	NPT Part #	Metric Part #	PG Part #	NPT Part #	Metric Part #	
2 Entries	21	3/4"	25	10.1090	10.1090NP	19.1090	70.1480	70.1480NP	79.1480	PG NPT M
1 Entry	21	3/4"	25	10.1070	10.1070NP	19.1070	70.1470	70.1470NP	79.1470	PG NPT M
High Profile with 2 Entries	21	3/4"	25	70.1462	70.1462NP	79.1462	70.1482	70.1482NP	79.1482	PG NPT M
	29	1"	32	70.1464	70.1464NP	79.1464	70.1484	70.1484NP	79.1484	PG NPT M
High Profile with 1 Entry	21	3/4"	25	70.1452	70.1452NP	79.1452	70.1472	70.1472NP	79.1472	PG NPT M
	29	1"	32	70.1454	70.1454NP	79.1454	70.1474	70.1474NP	79.1474	PG NPT M

EMC PROTECTION



	PG/NPT	Metric
Panel Mount Base	70.3503	79.3503
Surface Mount & Cable Coupler Hood	70.3523	79.3523

EMC Shielding is retrofittable.



www.contactelectronics.com
800-221-1451