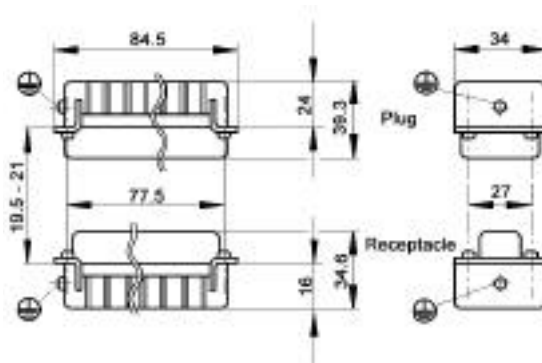



Rectangular Connectors HD Series

HD 80 CRIMP TERMINATED: MACHINE CONTACT INSERTS



View from cable side



All dimensions are in mm.

Contacts Sold Separately

Plug	Receptacle
11.2652(2X)	11.2662 (2X)

These inserts fit in the HBE 32 Series Housings which are on the following pages.

MACHINED CONTACTS: DIAMETER 1.6MM



Bags of 100							
mm2	AWG	Silver			Gold		
		Pin	Socket	Stripping Length	Pin	Socket	Stripping Length
0.14 - 0.37	26 - 22	13.1620	13.1630	8	13.1625	13.1635	8
0.5	20	13.1621	13.1631	8	13.1626	13.1636	8
0.75 - 1.0	18	13.1622	13.1632	8	13.1627	13.1637	8
1.5	16	13.1623	13.1633	8	13.1628	13.1638	8
2.5	14	13.1624	13.1634	5.8	-	-	-

TOOLS

WIRE GAUGE: 0.14 - 2.5 MM2



Locator
11.1472



Crimp Dies
11.1471



Crimp Tool
11.1470



Removal Tool:
11.1610

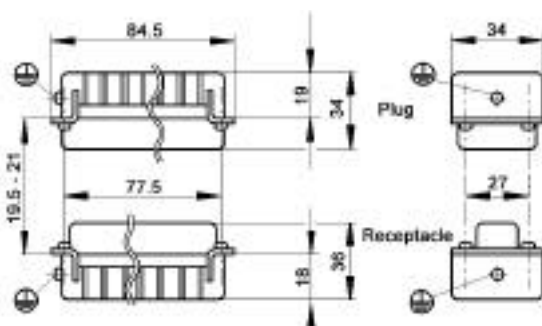
www.contactelectronics.com
800-221-1451

Rectangular Connectors HD Series

HD 80 CRIMP TERMINATED: STAMPED & FORMED CONTACT



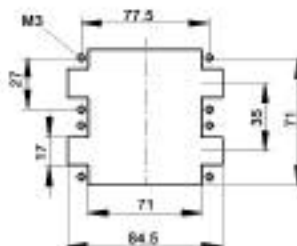
Contacts Sold Separately



All dimensions are in mm.

Plug	Receptacle
11.2650 (2X)	11.2660 (2X)

Panel Cut-Out



These inserts fit in the HBE 32 Series Housings which are on the following pages.

STAMPED & FORMED CONTACTS: DIAMETER 1.6MM



Reel feeds from left.

mm2	AWG	Bags of 100				Reels of 200		Stripping Length
		Silver		Gold		Silver		
		Pin	Socket	Pin	Socket	Pin	Socket	
0.14 - 0.5	26 - 20	11.2411	11.2311	11.2431	11.2331	11.2407	11.2307	2.5 - 0.5
0.5 - 1.5	20 - 16	11.2210	11.2361	11.2213	11.2381	11.2207	11.2357	3.5 - 0.5
1.5 - 2.5	16 - 14	11.2235	11.2285	-	-	11.2230	11.2280	3.5 - 0.5

TOOLS

WIRE GAUGE: 0.14 - 2.5 MM²



Crimp Tool
11.1470



Locator
11.1473



Removal Tool:
11.1610



Crimp Tool for Reel:
11.1535




Crimp Dies

0.14-0.5:	11.147170
0.5-1.5:	11.147180
1.5-2.5:	11.147190

Crimp Dies for Reel:

0.14-0.5:	11.1536
0.5-1.5:	11.1537
1.5-2.5:	11.1538



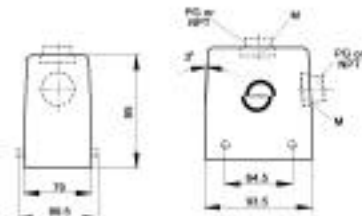
www.contactelectronics.com
800-221-1451

Rectangular Connectors HD Series

1

HBE 32 HIGH PROFILE HOODS WITH DOUBLE LEVER BOLTS

TOP ENTRY



SIDE ENTRY



Metric hoods do not come with a neck.

Position of Cable Entry	Size of Entry			Standard Grey Coating			Strain Relief		
	PG	NPT	Metric	PG Part #	NPT Part #	Metric Part #	PG	NPT	M
Top Entry	29	1"	32	10.1340	10.1340NP	19.1340	●	■	▲
Side Entry	21	3/4"	25	10.1350	10.1350NP	19.1350	●	■	▲
	29	1"	32	10.1360	10.1360NP	19.1360	●	■	▲

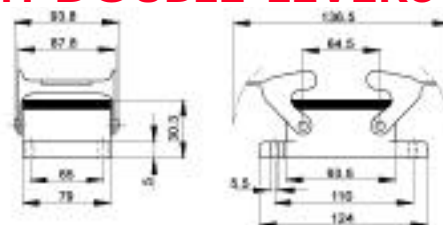
All dimensions are in mm.

HBE 32 PANEL MOUNT BASES WITH DOUBLE LEVERS



Standard Grey Coating
10.1320

All dimensions are in mm.

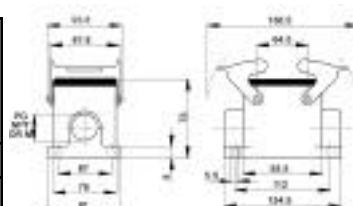


HBE 32 SURFACE MOUNT BASE WITH DOUBLE LEVERS



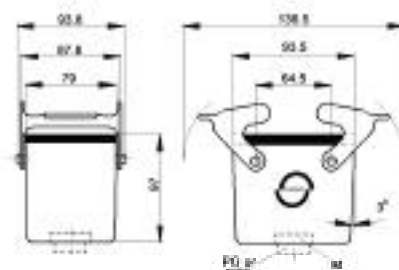
# of Entries	Size of Entry			Standard Grey Coating		
	PG	NPT	Metric	PG Part #	NPT Part #	Metric Part #
2 Entries	29	1"	32	10.1380	10.1380NP	19.1380
1 Entry	29	1"	32	10.1370	10.1370NP	19.1370

All dimensions are in mm.



HBE 32 CABLE COUPLER WITH DOUBLE LEVERS

Size of Entry			Standard Grey Coating			Strain Relief
PG	NPT	Metric	PG Part #	NPT Part #	Metric Part #	
29	1"	32	10.1395	10.1395NP	19.1395	● ■ ▲

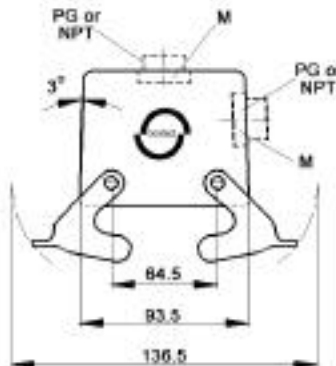
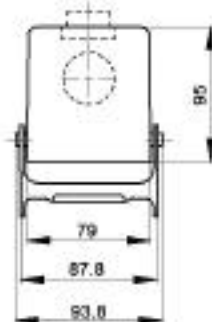


www.contactelectronics.com
800-221-1451

Rectangular Connectors HD Series

HBE 32 HIGH PROFILE HOODS WITH DOUBLE LEVERS

TOP ENTRY



SIDE ENTRY



All dimensions are in mm.

Position of Entry	Size of Entry			Standard Grey Coating			Strain Relief		
	PG	NPT	Metric	PG Part #	NPT Part #	Metric Part #	PG	NPT	M
Top Entry	29	1"	32	70.2050	70.2050NP	79.2050	●	■	▲
Side Entry	29	1"	32	10.1366	10.1366NP	19.1366	●	■	▲

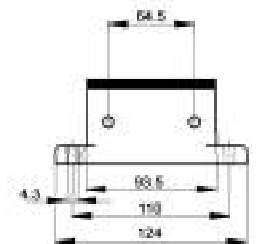
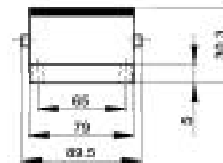
Metric hoods do not come with a neck.

HBE 32 PANEL MOUNT BASES WITH DOUBLE LEVER BOLTS

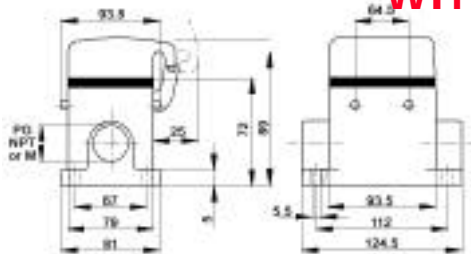


Standard Grey Coating
10.1323

All dimensions are in mm.



HBE 32 SURFACE MOUNT BASES WITH DOUBLE LEVER BOLTS



All dimensions are in mm.



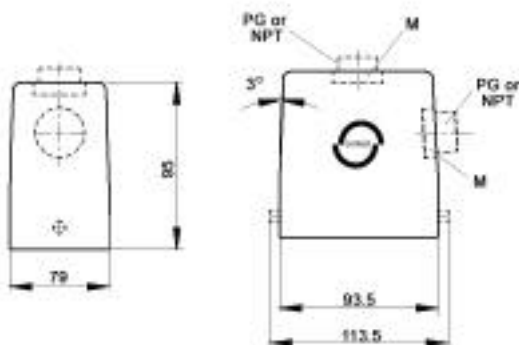
# of Entries	Size of Entry			Standard Grey Coating			Strain Relief		
	PG	NPT	Metric	PG Part #	NPT Part #	Metric Part #	PG	NPT	M
2 Entries	21	3/4"	25	70.1961	70.1961NP	79.1961	●	■	▲
1 Entry	21	3/4"	25	10.1373	10.1373NP	19.1373	●	■	▲

www.contactelectronics.com
800-221-1451

Rectangular Connectors HD Series

HBE 32 HOOD WITH SINGLE LEVER BOLTS

TOP ENTRY



SIDE ENTRY

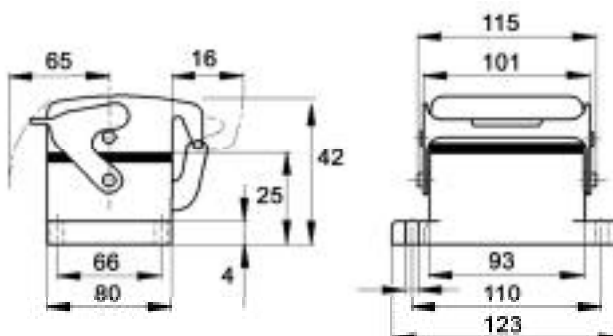


Metric hoods do not come with a neck.

Position of Cable Entry	Size of Entry			Black Coating			Strain Relief		
	PG	NPT	Metric	PG Part #	NPT Part #	Metric Part #	PG	NPT	M
Top Entry	29	1"	32	10.1340SB	10.1340SBNP	19.1340SB	●	■	▲
Side Entry	21	3/4"	25	10.1350SB	10.1350SBNP	19.1350SB	●	■	▲
	29	1"	32	10.1360SB	10.1360SBNP	19.1360SB	●	■	▲

All dimensions are in mm.

HBE 32 PANEL MOUNT BASE WITH SINGLE LEVER



All dimensions are in mm.

Part #
10.1320-L

* Please note that these hoods and base are not EP.

www.contactelectronics.com
800-221-1451