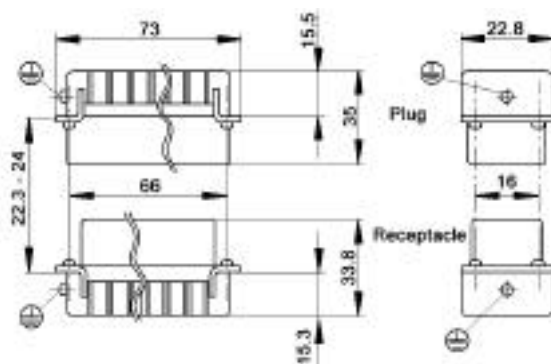



Rectangular Connectors HD Series

HD 50 CRIMP TERMINATED: MACHINE CONTACT INSERTS



View from cable side



Contacts Sold Separately

All dimensions are in mm.

Plug	Receptacle
11.2602 (2X)	11.2612 (2X)

These inserts fit in the HA 32 Series Housings which are on the following pages.

MACHINED CONTACTS: DIAMETER 1.6MM



Bags of 100							
mm2	AWG	Silver			Gold		
		Pin	Socket	Stripping Length	Pin	Socket	Stripping Length
0.14 - 0.37	26 - 22	13.1620	13.1630	8	13.1625	13.1635	8
0.5	20	13.1621	13.1631	8	13.1626	13.1636	8
0.75 - 1.0	18	13.1622	13.1632	8	13.1627	13.1637	8
1.5	16	13.1623	13.1633	8	13.1628	13.1638	8
2.5	14	13.1624	13.1634	5.8	-	-	-

TOOLS

WIRE GAUGE: 0.14 - 2.5 MM2



Locator
11.1472



Crimp Dies
11.1471



Crimp Tool
11.1470



Removal Tool:
11.1610

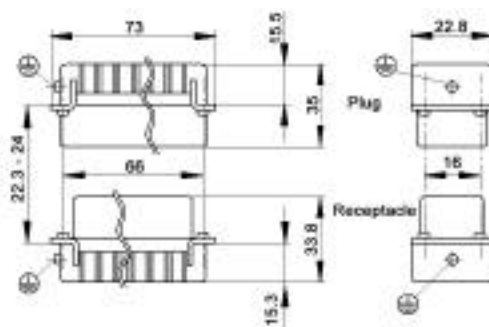
www.contactelectronics.com
800-221-1451

Rectangular Connectors HD Series

HD 50 CRIMP TERMINATED: STAMPED & FORMED CONTACT



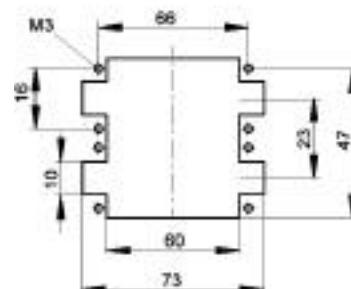
Contacts Sold Separately



All dimensions are in mm.

Plug	Receptacle
11.2600 (2X)	11.2610 (2X)

Panel Cut-Out



These inserts fit in the HA 32 Series Housings which are on the following pages.

STAMPED & FORMED CONTACTS: DIAMETER 1.6MM



Reel feeds from left.

mm2	AWG	Bags of 100				Reels of 200		Stripping Length
		Silver		Gold		Silver		
		Pin	Socket	Pin	Socket	Pin	Socket	
0.14 - 0.5	26 - 20	11.2411	11.2311	11.2431	11.2331	11.2407	11.2307	2.5 - 0.5
0.5 - 1.5	20 - 16	11.2210	11.2361	11.2213	11.2381	11.2207	11.2357	3.5 - 0.5
1.5 - 2.5	16 - 14	11.2235	11.2285	-	-	11.2230	11.2280	3.5 - 0.5

TOOLS

WIRE GAUGE: 0.14 - 2.5 MM²



Crimp Tool
11.1470



Locator
11.1473



Removal Tool:
11.1610



Crimp Tool for Reel:
11.1535




Crimp Dies

0.14-0.5:	11.147170
0.5-1.5:	11.147180
1.5-2.5:	11.147190

Crimp Dies for Reel:

0.14-0.5:	11.1536
0.5-1.5:	11.1537
1.5-2.5:	11.1538

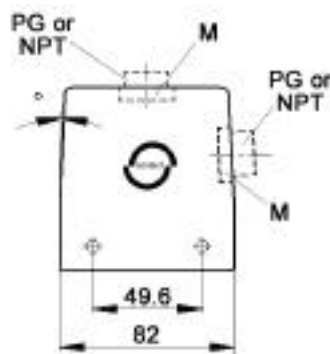


www.contactelectronics.com
800-221-1451

Rectangular Connectors HD Series

HA 32 HOODS WITH DOUBLE LEVER BOLTS

TOP ENTRY



SIDE ENTRY

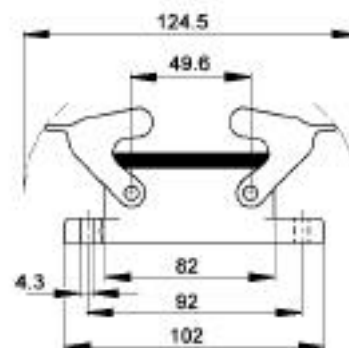
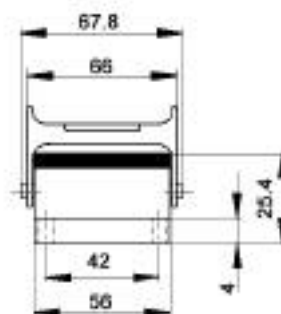


All dimensions are in mm.

Position of Cable Entry	Size of Entry			Standard Grey Coating			Black Coating (NEMA 4X)			Strain Relief
	PG	NPT	Metric	PG Part #	NPT Part #	Metric Part #	PG Part #	NPT Part #	Metric Part #	
Top Entry	21	3/4"	25	10.5820	10.5820NP	19.5820	70.5212	70.5212NP	79.5212	PG NPT M
	29	1"	32	10.5830	10.5830NP	19.5830	70.5214	70.5214NP	79.5214	PG NPT M
Side Entry	21	3/4"	25	10.5760	10.5760NP	19.5760	70.5232	70.5232NP	79.5232	PG NPT M
	29	1"	32	10.5770	10.5770NP	19.5770	70.5234	70.5234NP	79.5234	PG NPT M

Metric hoods do not come with a neck.

HA 32 PANEL MOUNT BASES WITH DOUBLE LEVERS

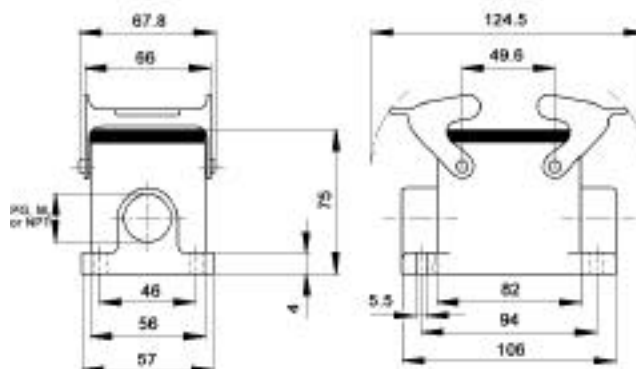


All dimensions are in mm.

Standard Grey Coating	Black Coating (NEMA 4X)
10.4720	70.5025

Rectangular Connectors HD Series

HA 32 SURFACE MOUNT BASES WITH DOUBLE LEVERS



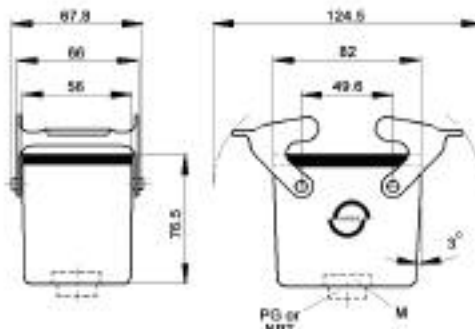
All dimensions are in mm.

Number of Entries	Size of Entry			Standard Grey Coating			Black Coating (NEMA 4X)			Strain Relief		
	PG	NPT	Metric	PG Part #	NPT Part #	Metric Part #	PG Part #	NPT Part #	Metric Part #	PG	NPT	M
1 Entry	21	3/4"	25	10.4740	10.4740NP	19.4740	70.5072	70.5072NP	79.5072	●	■	▲
	29	1"	32	10.4741	10.4741NP	19.4741	70.5074	70.5074NP	79.5074	●	■	▲
2 Entries	21	3/4"	25	10.4820	10.4820NP	19.4820	70.5082	70.5082NP	79.5082	●	■	▲
	29	1"	32	10.4821	10.4821NP	19.4821	70.5084	70.5084NP	79.5084	●	■	▲

Metric bases do not come with a neck.

HA 32 CABLE COUPLER HOODS

PG



METRIC



All dimensions are in mm.

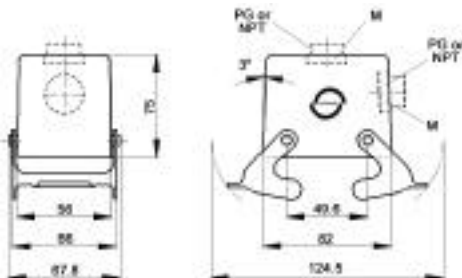
Profile	Size of Entry			Standard Grey Coating			Black Coating (NEMA 4X)			Strain Relief		
	PG	NPT	Metric	PG Part #	NPT Part #	Metric Part #	PG Part #	NPT Part #	Metric Part #	PG	NPT	M
Standard	21	3/4"	25	10.5880	10.5880NP	19.5880	70.5110	70.5110NP	79.5110	●	■	▲
	29	1"	32	10.5885	10.5885NP	19.5885	70.5112	70.5112NP	79.5112	●	■	▲

Metric hoods do not come with a neck.

www.contactelectronics.com
800-221-1451

1

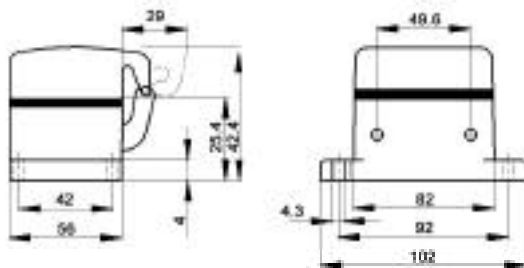
TOP ENTRY



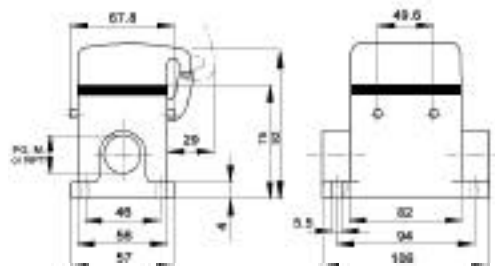
SIDE ENTRY



Metric hoods do not come with a neck.















HA 32 SURFACE MOUNT BASES WITH DOUBLE LEVER BOLTS



Metric bases
do not come
with a neck.

All dimensions are in mm.

Number of Entries	Size of Entry			Standard Grey Coating			Black Coating (NEMA 4X)			Strain Relief		
	PG	NPT	Metric	PG	NPT	Metric	PG	NPT	Metric	PG	NPT	M
				Part #	Part #	Part #	Part #	Part #				
1 Entry	21	3/4"	25	70.5152	70.5152NP	79.5152	70.5172	70.5172NP	79.5172			
	29	1"	32	70.5154	70.5154NP	79.5154	70.5174	70.5174NP	79.5174			
2 Entries	21	3/4"	25	70.5162	70.5162NP	79.5162	70.5182	70.5182NP	79.5182			
	29	1"	32	70.5164	70.5164NP	79.5164	70.5184	70.5184NP	79.5184			

198