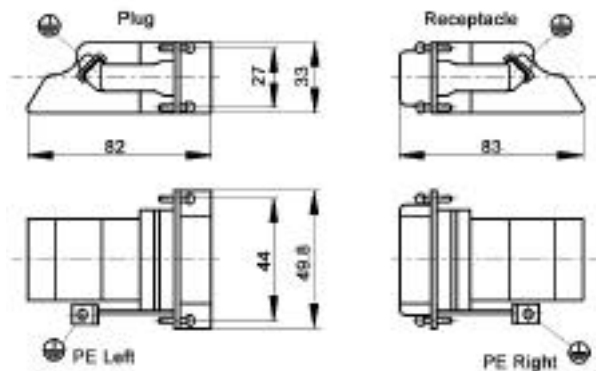
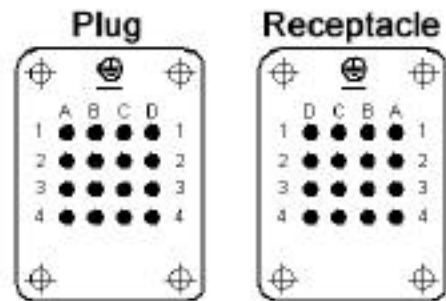


Rectangular Connectors HD Series

HD 16 TERMINAL BLOCK ADAPTER INSERTS



View from cable side

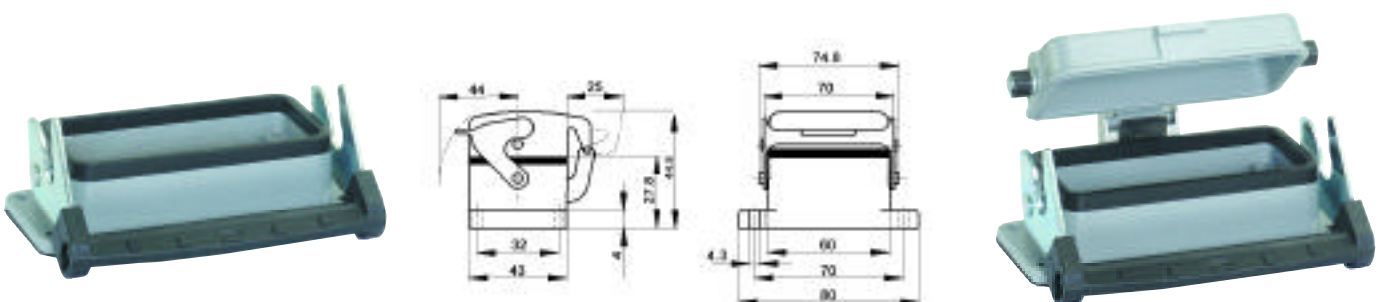


One terminal block insert mates with one screw terminated insert.

	Plug	Receptacle
Right Ground	71.3000	71.3011
Left Ground	71.3010	71.3001

These terminal block inserts only fit in HBE 6 panel mount bases.

HBE 6 PANEL MOUNT BASES WITH SINGLE LEVER



All dimensions are in mm.

Description	Standard Grey Coating	Black Coating (NEMA 4X)
Panel Mount without Dust Cover	10.0030	70.0025
Panel Mount with Dust Cover	10.0040	70.0045