

Rectangular Connectors HBVE Series

TECHNICAL DATA

Inserts:

Number of Contacts:

3, 6, 10 (+PE)

Rated Voltage:

VDE: 630V EPIC HBVE 3-10

UL: 600V EPIC HBVE 3-10

CSA: 600V EPIC HBVE 3-10

SEV: 630V EPIC HBVE 3-10

Rated Current:

VDE: 16A EPIC HBVE 3-10

UL: 16A EPIC HBVE 3-10

CSA: 16A EPIC HBVE 3-10

Pollution Level:

3

Test Voltage:

6 kV

Termination Type:

Screw termination: 0.5 - 2.5 mm²

AWG: 20 - 14

Temperature Range:

-40°C to 125°C

Contacts:

Copper alloy, silver plated

Contact Resistance:

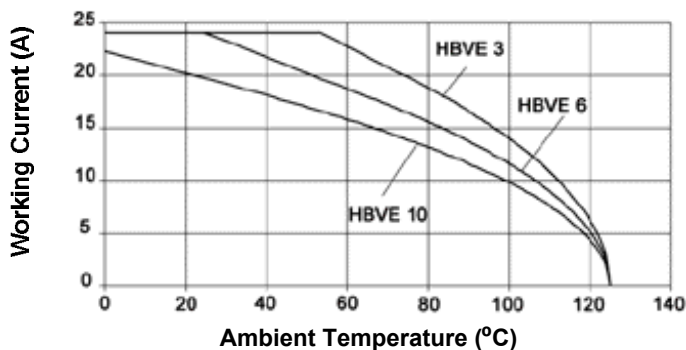
<2mOhm

Mating Cycles:

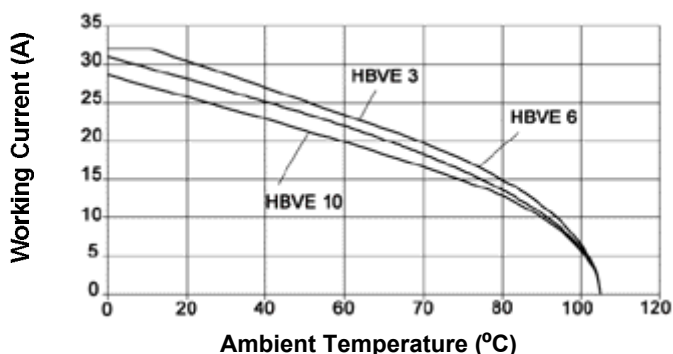
100 (higher mating cycles depend on the application)

TECHNICAL DATA: DERATING CURVES

HBVE: 1.5 mm² (16 AWG)



HBVE: 2.5 mm² (14 AWG)



Rectangular Connectors HBVE Series

TECHNICAL DATA: HOUSINGS

Specifications:	DIN 43652
Temperature Range:	-40°C to +125°C
Protection class:	IP65
Material:	Aluminum alloy, powder coated

STANDARD GREY COATING (NEMA 4)

PG



NPT



METRIC

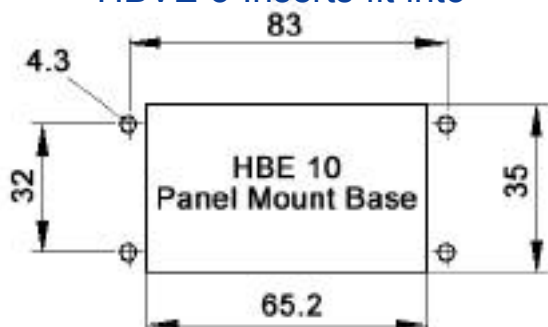


Aluminum alloy, powder coated (grey), locking levers and bolts made of zinc plated steel.
For industrial applications in demanding environments.


PANEL CUT-OUTS FOR PANEL MOUNT BASES

All dimensions are in mm.

HBVE 3 Inserts fit into



HBVE 6 Inserts fit into



HBVE 10 Inserts fit into

