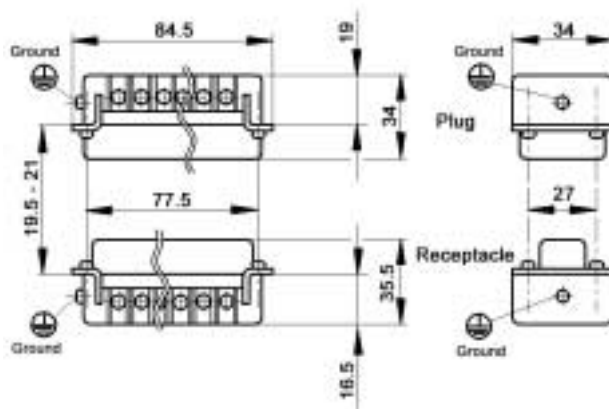
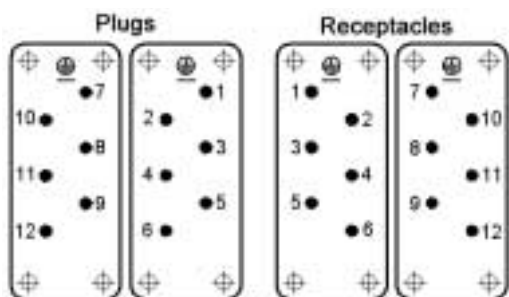


Rectangular Connectors HBS Series

HBS 12 INSERTS

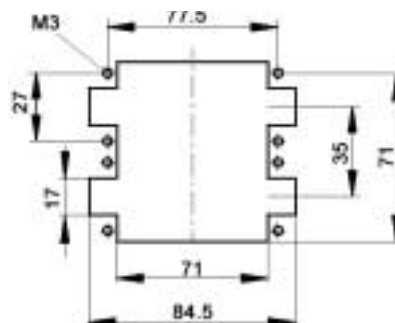


View from cable side



These inserts fit in the HBE 32 Series Housings which are on the following pages.

Panel Cut-Out



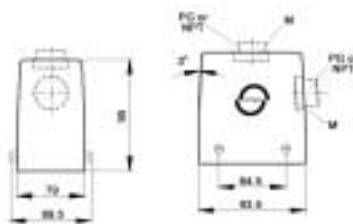
	Plug	Receptacle
Screw Termination with wire protection #1-6	10.1700	10.1710
Screw Termination with wire protection #7-12	10.1706	10.1716

HBE 32 HIGH PROFILE HOODS WITH DOUBLE LEVER BOLTS

TOP ENTRY



SIDE ENTRY



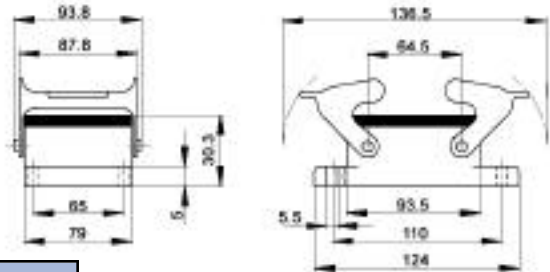
Metric hoods do not come with a neck.

Position of Cable Entry	Size of Entry			Standard Grey Coating			Strain Relief		
	PG	NPT	Metric	PG Part #	NPT Part #	Metric Part #	PG	NPT	M
Top Entry	29	1"	32	10.1340	10.1340NP	19.1340	●	■	▲
Side Entry	21	3/4"	25	10.1350	10.1350NP	19.1350	●	■	▲
	29	1"	32	10.1360	10.1360NP	19.1360	●	■	▲

All dimensions are in mm.

Rectangular Connectors HBS Series

HBE 32 PANEL MOUNT BASES WITH DOUBLE LEVERS



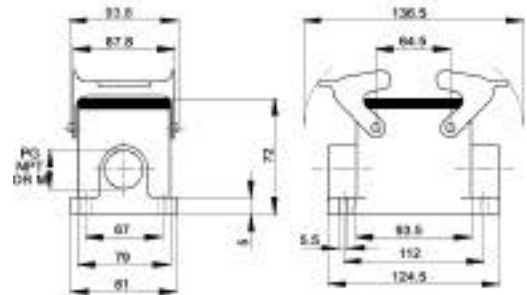
Standard Grey Coating

10.1320

All dimensions are in mm.

1

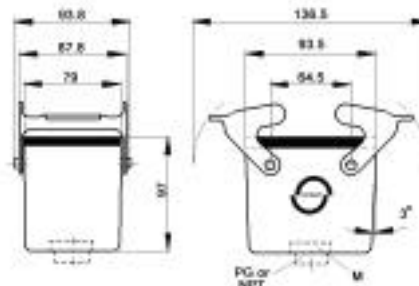
HBE 32 SURFACE MOUNT BASE WITH DOUBLE LEVERS



# of Entries	Size of Entry			Standard Grey Coating		
	PG	NPT	Metric	PG Part #	NPT Part #	Metric Part #
2 Entries	29	1"	32	10.1380	10.1380NP	19.1380
1 Entry	29	1"	32	10.1370	10.1370NP	19.1370

All dimensions are in mm.

HBE 32 CABLE COUPLER WITH DOUBLE LEVERS



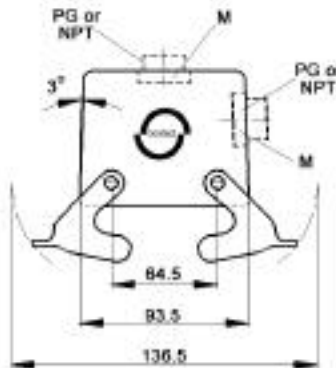
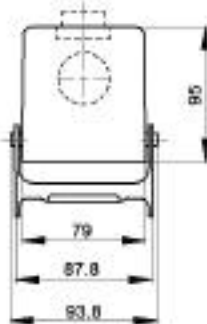
Size of Entry			Standard Grey Coating			Strain Relief
PG	NPT	Metric	PG Part #	NPT Part #	Metric Part #	
29	1"	32	10.1395	10.1395NP	19.1395	PG NPT M

www.contactelectronics.com
800-221-1451

Rectangular Connectors HBS Series

HBE 32 HIGH PROFILE HOODS WITH DOUBLE LEVERS

TOP ENTRY



SIDE ENTRY



All dimensions are in mm.

Position of Entry	Size of Entry			Standard Grey Coating			Strain Relief		
	PG	NPT	Metric	PG Part #	NPT Part #	Metric Part #	PG	NPT	M
Top Entry	29	1"	32	70.2050	70.2050NP	79.2050	●	■	▲
Side Entry	29	1"	32	10.1366	10.1366NP	19.1366	●	■	▲

Metric hoods do not come with a neck.

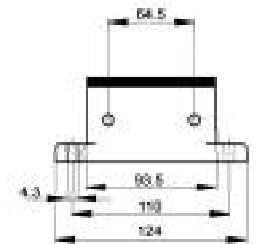
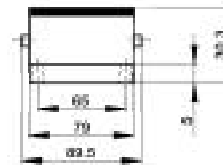
HBE 32 PANEL MOUNT BASES WITH DOUBLE LEVER BOLTS



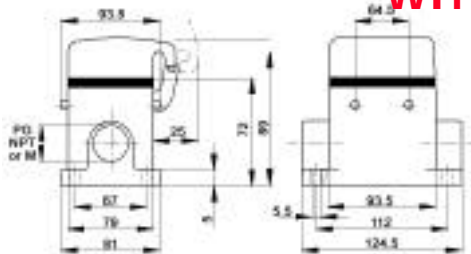
Standard Grey Coating

10.1323

All dimensions are in mm.



HBE 32 SURFACE MOUNT BASES WITH DOUBLE LEVER BOLTS



All dimensions are in mm.



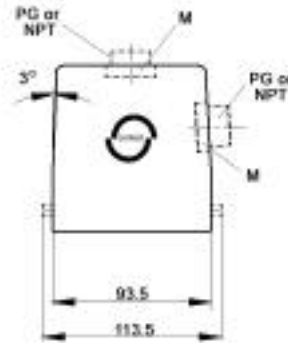
# of Entries	Size of Entry			Standard Grey Coating			Strain Relief		
	PG	NPT	Metric	PG Part #	NPT Part #	Metric Part #	PG	NPT	M
2 Entries	21	3/4"	25	70.1961	70.1961NP	79.1961	●	■	▲
1 Entry	21	3/4"	25	10.1373	10.1373NP	19.1373	●	■	▲

www.contactelectronics.com
800-221-1451

Rectangular Connectors HBS Series

HBE 32 HOOD WITH SINGLE LEVER BOLTS

TOP ENTRY



SIDE ENTRY

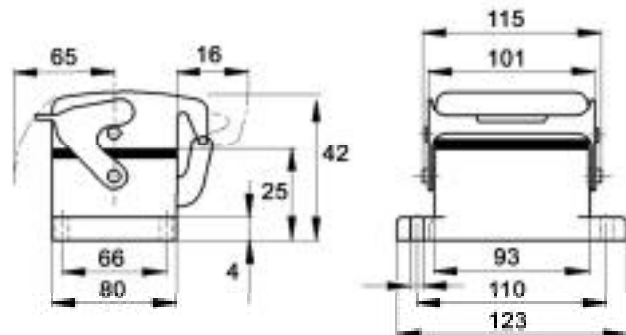


Metric hoods do not come with a neck.

Position of Cable Entry	Size of Entry			Black Coating			Strain Relief		
	PG	NPT	Metric	PG Part #	NPT Part #	Metric Part #	PG	NPT	M
Top Entry	29	1"	32	10.1340SB	10.1340SBNP	19.1340SB	●	■	▲
Side Entry	21	3/4"	25	10.1350SB	10.1350SBNP	19.1350SB	●	■	▲
	29	1"	32	10.1360SB	10.1360SBNP	19.1360SB	●	■	▲

All dimensions are in mm.

HBE 32 PANEL MOUNT BASE WITH SINGLE LEVER



All dimensions are in mm.

Part #
10.1320-L

* Please note that these hoods and base are not EP.

www.contactelectronics.com
800-221-1451