

HBE SERIES

The HBE series inserts are suitable for applications with high voltages and current. The inserts can be terminated in a variety of ways: screw, crimp, or “spring” cage clamp.

These inserts fit into the HBE Series housings which are now standard with fixed levers.

of Contacts: 6, 10, 16, 24, 32, 48



Rectangular Connectors HBE Series

TECHNICAL DATA: INSERTS

1

Number of Contacts: 6, 10, 16, 24, 32, 48 (+PE)

Screw Termination & Crimp Termination:

Rated Voltage:	VDE: 500V EPIC HBE 6-48	UL: 600V EPIC HBE 6-48
	CSA: 600V EPIC HBE 6-48	SEV: 400V EPIC HBE 6-48

Rated Current:	VDE: 16A EPIC HBE 6-48	UL: 16A EPIC HBE 6-48
	CSA: 16A EPIC HBE 6-48	SEV: 16A EPIC HBE 6-48

Temperature Range: -40°C to 125°C

<u>Cage Clamp:</u>	VDE: 500V EPIC HBE 6-48	UL: 600V EPIC HBE 6-48
Rated Voltage:	CSA: 600V EPIC HBE 6-48	
	VDE: 16A EPIC HBE 6-48	UL: 16A EPIC HBE 6-48
Rated Current	CSA: 16A EPIC HBE 6-48	

Pollution Level: 3

Dimensioning Transient: 6 kV

<u>Termination Type:</u>	<u>mm²</u>	<u>AWG</u>
Screw Termination:	0.5 - 2.5 mm ²	20 - 14
Crimp Termination:	0.5 - 4.0 mm ²	20 - 12
Cage Clamp Termination:	0.5 - 2.5 mm ²	20 - 14

Contacts:

Screw Termination:	Copper alloy, silver plated
Crimp Termination:	Copper alloy, silver plated/ gold plated
Cage Clamp Termination	Copper alloy, silver plated
Mating Cycles:	100 (higher mating cycles depending on the application)

Contact Resistance:

Screw Termination:	<2 mOhm
Crimp Termination:	<2 mOhm
Cage Clamp termination:	1.5 - 4 mOhm

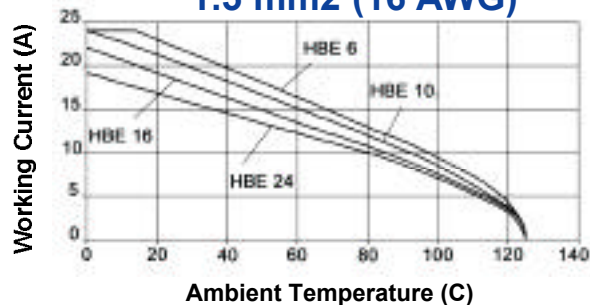
Terminal Block:

Number of Contacts:	6, 10, 16, 24, 32, 48	
Rated Voltage:	VDE: 380V	UL: 600V
	CSA: 600V	SEV: 380V
Rated Current:	VDE: 16A	UL: 16A
	CSA: 16A	SEV: 16A
Pollution Level:	3	
Test Voltage:	2.5 kV	
Temperature Range:	-40°C to 100°C	
Screw Termination:	0.5 - 2.5 mm ²	
Contacts:	Copper alloy, silver plated	
Mating Cycles:	100 (higher mating cycles depends on the application)	

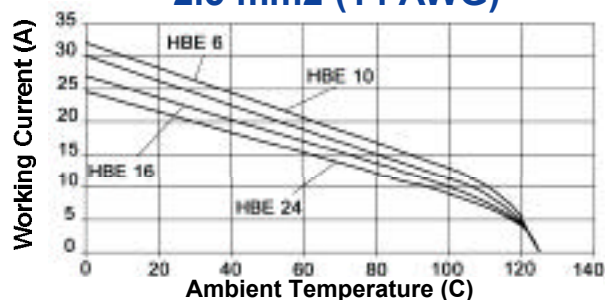
Rectangular Connectors HBE Series

TECHNICAL DATA: DERATING CURVES

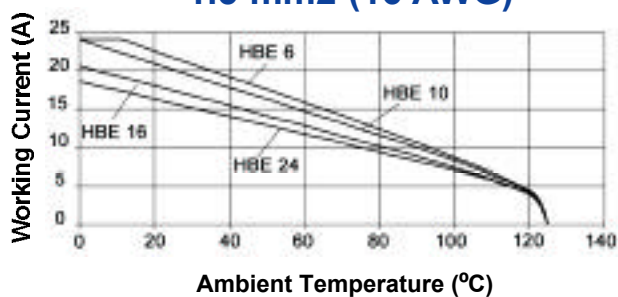
**HBE SCREW TERMINATED:
1.5 mm² (16 AWG)**



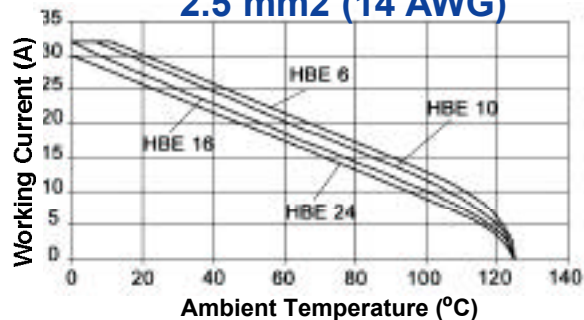
**HBE SCREW TERMINATED:
2.5 mm² (14 AWG)**



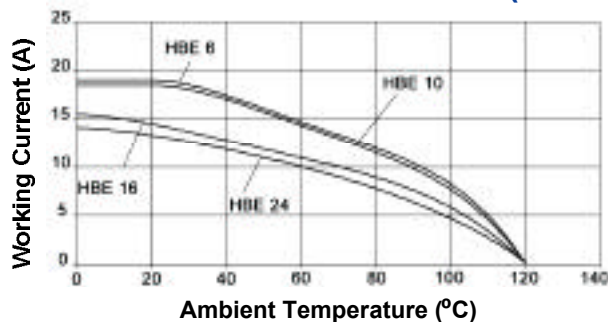
**HBE CRIMP TERMINATED:
1.5 mm² (16 AWG)**



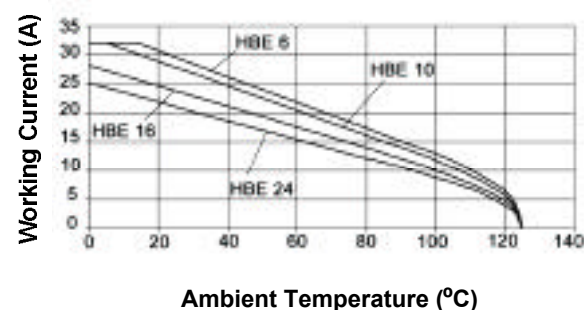
**HBE CRIMP TERMINATED:
2.5 mm² (14 AWG)**



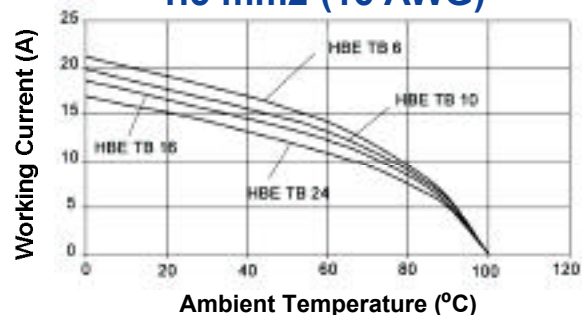
HBE CAGE CLAMP: 1.5 mm² (16 AWG)



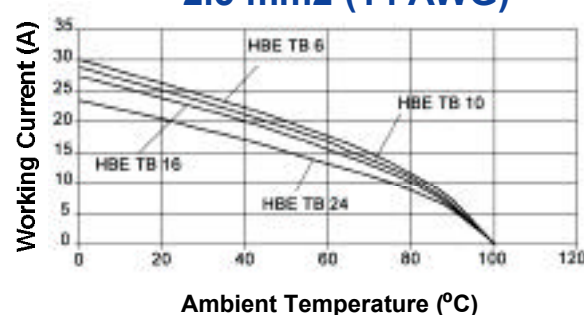
HBE CAGE CLAMP: 2.5 mm² (14 AWG)



**HBE TERMINAL BLOCK:
1.5 mm² (16 AWG)**



**HBE TERMINAL BLOCK:
2.5 mm² (14 AWG)**



Rectangular Connectors HBE Series

TECHNICAL DATA: HOUSINGS

Specifications: DIN 43652
Temperature Range: -40°C to +125°C
Protection class: NEMA 4, IP65
Material: HBE 6 -48: aluminum alloy, powder coated

STANDARD GREY COATING (NEMA 4)

PG



NPT



METRIC



HBE 6 - 48: aluminum alloy, powder coated (grey), locking levers and bolts made of zinc plated steel.

For industrial applications in demanding environments.

BLACK COATING (NEMA 4X)

PG



NPT



METRIC



HBE 6 - 48 EP: Environmentally Protected: aluminum alloy, powder coated (black), locking levers and bolts made of stainless steel.

For industrial applications in extremely demanding environments with aggressive atmospheres.

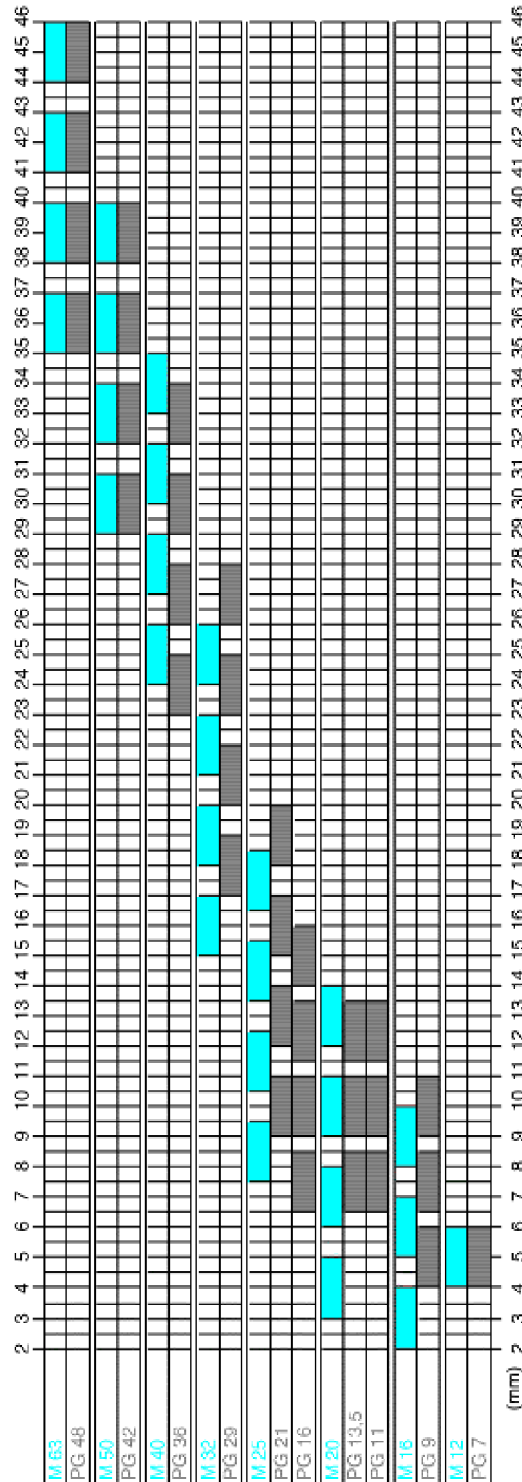
NEMA 4X (IP 68)

www.contactelectronics.com
800-221-1451

Rectangular Connectors HBE Series

TECHNICAL DATA: HOUSINGS

**Comparison of the thread dimensions for split seals
of PG thread (DIN 46320)/ Metric thread**

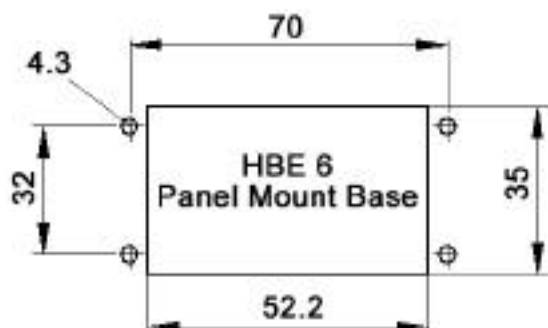


Rectangular Connectors HBE Series

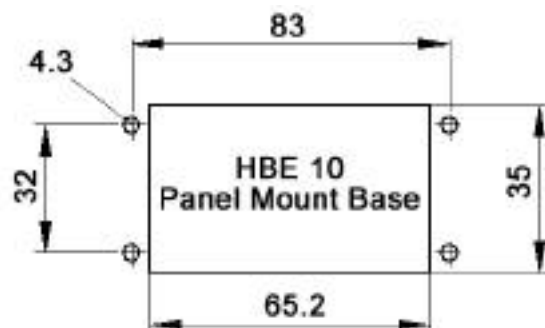
PANEL CUT-OUTS FOR PANEL MOUNT BASES

All dimensions are in mm.

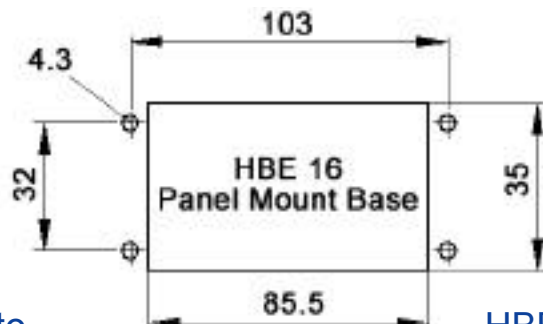
HBE 6 Inserts fit into



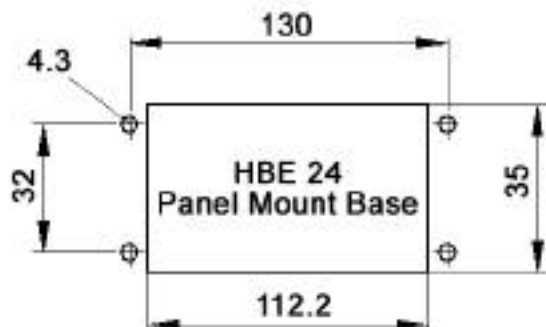
HBE 10 Inserts fit into



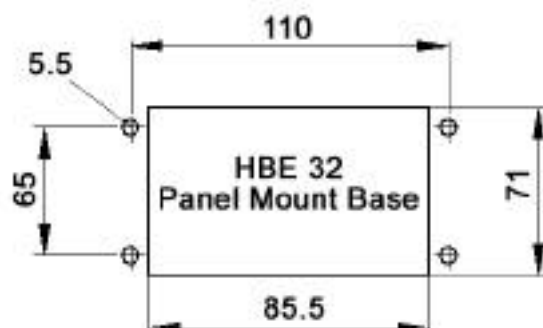
HBE 16 Inserts fit into



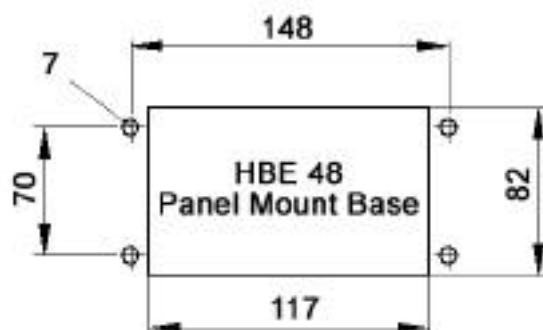
HBE 24 Inserts fit into



HBE 32 Inserts fit into



HBE 48 Inserts fit into



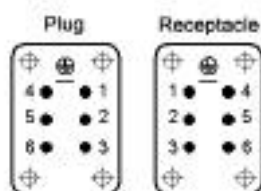
Rectangular Connectors HBE Series

HBE 6 SCREW & CRIMP TERMINATED INSERTS

SCREW TERMINATED



View from Cable Side

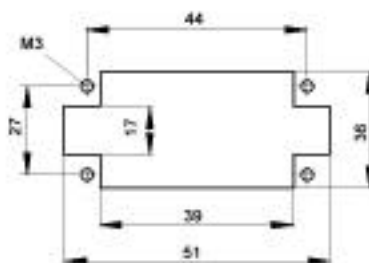
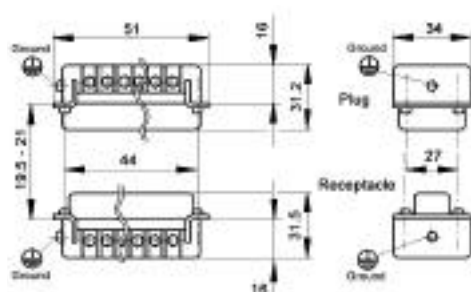


CRIMP TERMINATED

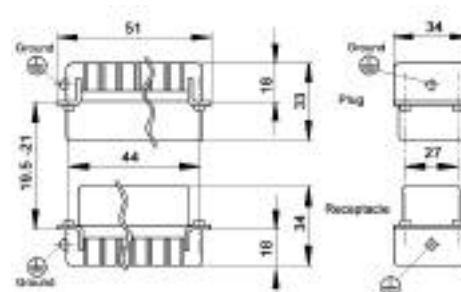


Panel Cut-Out

Contacts Sold Separately



All dimensions are in mm.



These inserts fit in the HBE 6 Series Housings which are on the following pages.

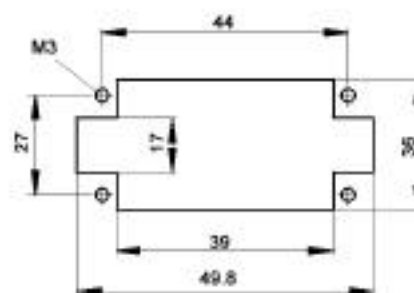
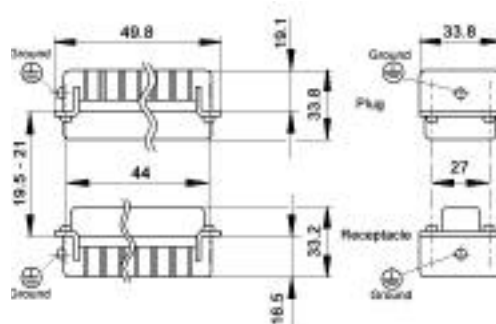
	Plug	Receptacle
Screw Terminated with wire protection	10.1900	10.1910
Screw Terminated without wire protection	10.1901	10.1911
Crimp Terminated: Machined	10.1800	10.1810

Crimp Contacts are on the next page.

HBE 6 SCREWLESS SPRING CAGE CLAMP INSERTS



Panel Cut-Out



These inserts fit in the HBE 6 Series Housings which are on the following pages.

Same View from Cable Side as Screw & Crimp Termination

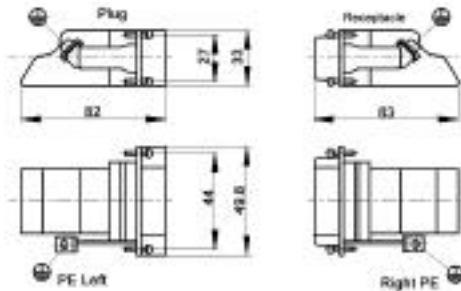

	Plug	Receptacle
Screwless Cage Clamp	10.4000	10.4010

All dimensions are in mm.

www.contactelectronics.com
800-221-1451

Rectangular Connectors HBE Series

HBE 6 TERMINAL BLOCK ADAPTER INSERTS




All dimensions are in mm.

These terminal block inserts only fit in HBE 6 panel mount bases

	Plug	Receptacle
Terminal Block: Right Ground	70.3000	70.3011
Terminal Block: Left Ground	70.3010	70.3001

One terminal block insert mates with one screw terminated insert.

View from Cable Side



CONTACTS FOR HBE CRIMP TERMINATED INSERTS

HBE MACHINED CONTACTS: DIAMETER 2.5MM



Bags of 100						
mm ²	AWG	Silver		Gold		Stripping Length (mm)
		Pin	Socket	Pin	Socket	
0.5	20	11.1900	11.1950	11.1920	11.1970	Pin=7.4, Socket =7.3
.75 - 1.0	18	11.1901	11.1951	11.1921	11.1971	Pin=7.4, Socket =7.3
1.5	16	11.1902	11.1952	11.1922	11.1972	Pin=7.4, Socket =7.3
2.5	14	11.1903	11.1953	-	-	Pin=7.4, Socket =7.3
4.0	12	11.1904	11.1954	-	-	Pin=7.4, Socket =7.3

TOOLS

WIRE GAUGE: 0.5 - 4.0 MM²




Locator
11.1472



Crimp Dies
11.1471



Crimp Tool
11.1470



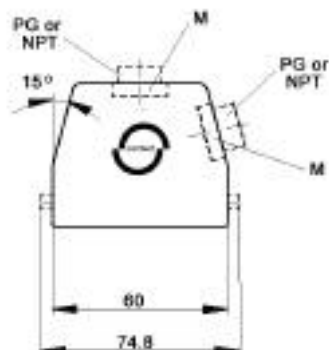
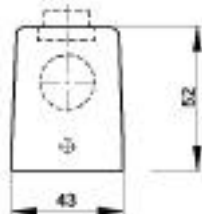
Removal Tool:
11.1825

www.contactelectronics.com
800-221-1451

Rectangular Connectors HBE Series

HBE 6 HOODS WITH SINGLE LEVER BOLTS

TOP ENTRY



SIDE ENTRY



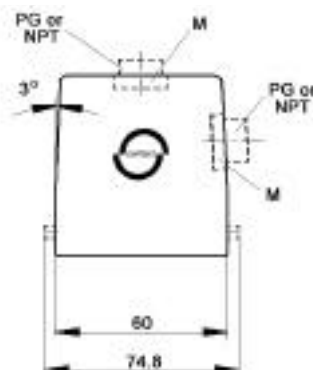
All dimensions are in mm.

Position of Cable Entry	Size of Entry			Standard Grey Coating			Black Coating (NEMA 4X)			Strain Relief		
	PG	NPT	Metric	PG Part #	NPT Part #	Metric Part #	PG Part #	NPT Part #	Metric Part #	PG	NPT	M
Top Entry	13.5	1/2"	20	10.0110	10.0110NP	19.0110	70.0216	70.0216NP	79.0216	●	■	▲
	16	1/2"	25	10.0210	10.0210NP	19.0210	70.0210	70.0210NP	79.0210	●	■	▲
Side Entry	13.5	1/2"	20	10.0120	10.0120NP	19.0120	70.0236	70.0236NP	79.0236	●	■	▲
	16	1/2"	25	10.0220	10.0220NP	19.0220	70.0230	70.0230NP	79.0230	●	■	▲

Metric hoods do not come with a neck.

HBE 6 HIGH PROFILE HOODS WITH SINGLE LEVER BOLTS

TOP ENTRY



SIDE ENTRY



All dimensions are in mm.

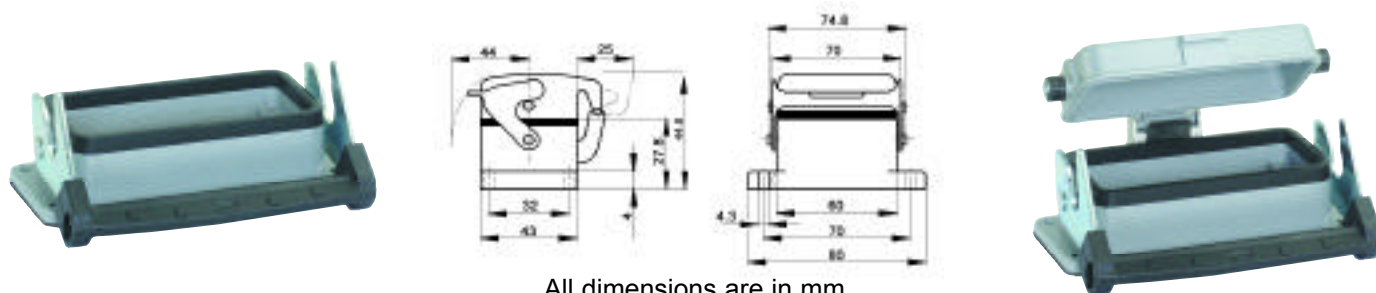
Position of Cable Entry	Size of Entry			Standard Grey Coating			Black Coating (NEMA 4X)			Strain Relief		
	PG	NPT	Metric	PG Part #	NPT Part #	Metric Part #	PG Part #	NPT Part #	Metric Part #	PG	NPT	M
Top Entry	21	3/4"	25	70.0202	70.0202NP	79.0202	70.0212	70.0212NP	79.0212	●	■	▲
	29	1"	32	70.0204	70.0204NP	79.0204	70.0214	70.0214NP	79.0214	●	■	▲
Side Entry	21	3/4"	25	70.0222	70.0222NP	79.0222	70.0232	70.0232NP	79.0232	●	■	▲
	29	1"	32	70.0224	70.0224NP	79.0224	70.0234	70.0234NP	79.0234	●	■	▲

Metric hoods do not come with a neck.

www.contactelectronics.com
800-221-1451

Rectangular Connectors HBE Series

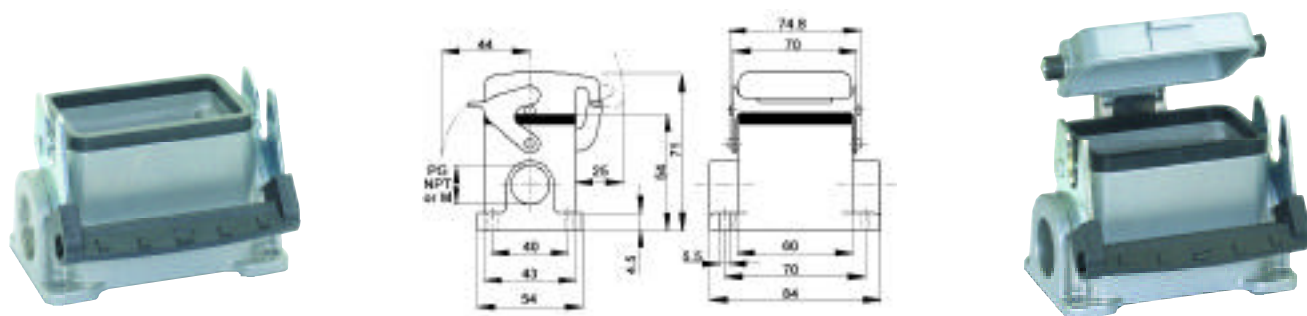
HBE 6 PANEL MOUNT BASES WITH SINGLE LEVER



All dimensions are in mm.

Description	Standard Grey Coating	Black Coating (NEMA 4X)
Panel Mount without Dust Cover	10.0030	70.0025
Panel Mount with Dust Cover	10.0040	70.0045

HBE 6 SURFACE MOUNT BASES WITH SINGLE LEVER



All dimensions are in mm.

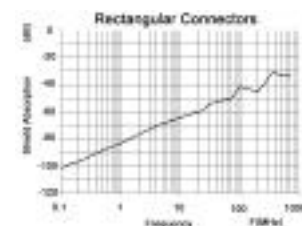
# of Entries	Size of Entry			Standard Grey Coating			Black Coating (NEMA 4X)			Strain Relief		
	PG	NPT	Metric	PG Part #	NPT Part #	Metric Part #	PG Part #	NPT Part #	Metric Part #	PG	NPT	M
2 Entries	16	1/2"	20	10.0060	10.0060NP	19.0060	70.0080	70.0080NP	79.0080	●	■	▲
			25			79.0066			79.0086			▲
1 Entry	16	1/2"	20	10.0050	10.0050NP	19.0050	70.0070	70.0070NP	79.0070	●	■	▲
			25			79.0056			79.0076			▲
2 Entries with dust cover	16	1/2"	20	10.0090	10.0090NP	19.0090	70.0180	70.0180NP	79.0180	●	■	▲
			25			79.0166			79.0186			▲
1 Entry with dust cover	16	1/2"	20	10.0070	10.0070NP	19.0070	70.0170	70.0170NP	79.0170	●	■	▲
			25			79.0156			79.0176			▲

EMC PROTECTION



	PG/NPT	Metric
Panel Mount Base	70.3500	79.3500
Surface Mount & Cable Coupler Hood	70.3520	79.3520

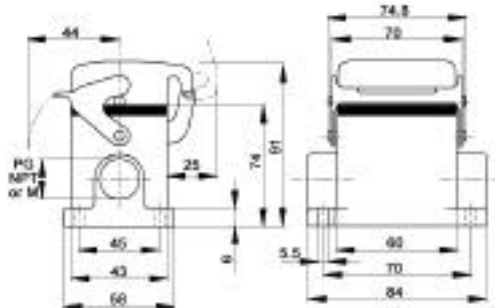
EMC Shielding is retrofittable.



www.contactelectronics.com
800-221-1451

Rectangular Connectors HBE Series

HBE 6 HIGH PROFILE SURFACE MOUNT BASES WITH SINGLE LEVER



All dimensions are in mm.

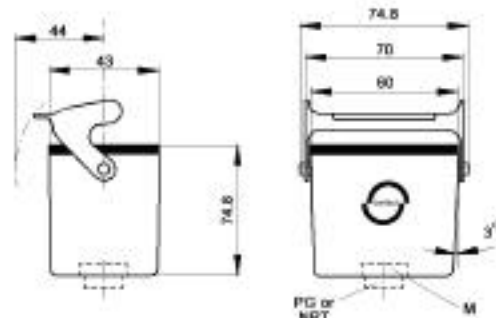
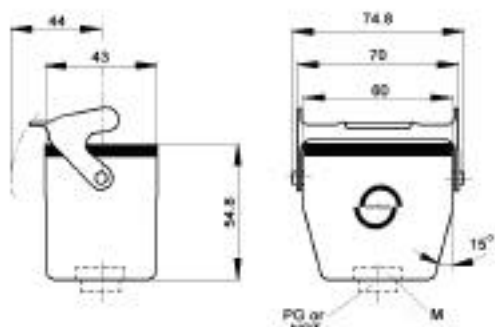


# of Entries	Size of Entry			Standard Grey Coating			Black Coating (NEMA 4X)			Strain Relief		
	PG	NPT	Metric	PG Part #	NPT Part #	Metric Part #	PG Part #	NPT Part #	Metric Part #	PG	NPT	M
2 Entries	21	3/4"	25	70.0062	70.0062NP	79.0062	70.0082	70.0082NP	79.0082			
	29	1"	32	70.0064	70.0064NP	79.0064	70.0084	70.0084NP	79.0084			
1 Entry	21	3/4"	25	70.0052	70.0052NP	79.0052	70.0072	70.0072NP	79.0072			
	29	1"	32	70.0054	70.0054NP	79.0054	70.0074	70.0074NP	79.0074			
2 Entries with dust cover	21	3/4"	25	70.0162	70.0162NP	79.0162	70.0182	70.0182NP	79.0182			
	29	1"	32	70.0164	70.0164NP	79.0164	70.0184	70.0184NP	79.0184			
1 Entry with dust cover	21	3/4"	25	70.0152	70.0152NP	79.0152	70.0172	70.0172NP	79.0172			
	29	1"	32	70.0154	70.0154NP	79.0154	70.0174	70.0174NP	79.0174			

HBE 6 CABLE COUPLER HOOD WITH SINGLE LEVER

STANDARD PROFILE

HIGH PROFILE



Profile	Size of Entry			Standard Grey Coating			Black Coating (NEMA 4X)			Strain Relief		
	PG	NPT	Metric	PG Part #	NPT Part #	Metric Part #	PG Part #	NPT Part #	Metric Part #	PG	NPT	M
Standard Profile	13.5	1/2"	20	10.0140	10.0140NP	19.0140	-	-	79.0110			
	16	1/2"	25	10.0240	10.0240NP	19.0240	70.0110	70.0110NP	79.0116			
High Profile	21	3/4"	25	70.0102	70.0102NP	79.0102	70.0112	70.0112NP	79.0112			
	29	1"	32	70.0104	70.0104NP	79.0104	70.0114	70.0114NP	79.0114			

Metric hoods do not come with a neck.

www.contactelectronics.com
800-221-1451


Rectangular Connectors HBE Series

HBE 10 SCREW & CRIMP TERMINATED INSERTS

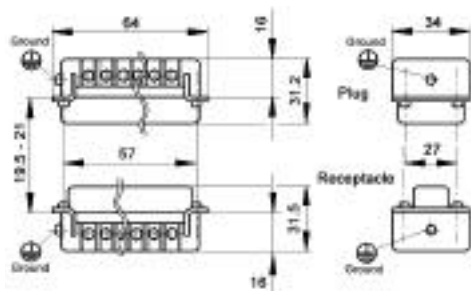
SCREW TERMINATED



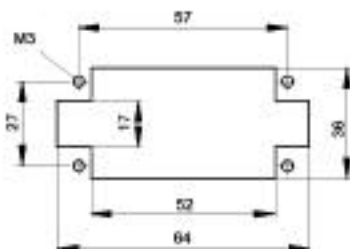
View from Cable Side



CRIMP TERMINATED

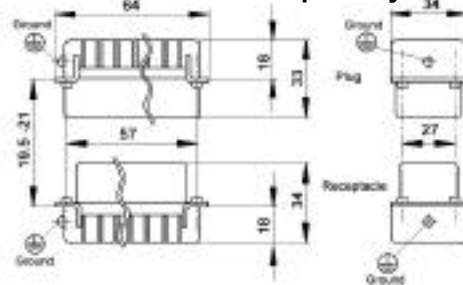


Panel Cut-Out



All dimensions are in mm.

Contacts Sold Separately

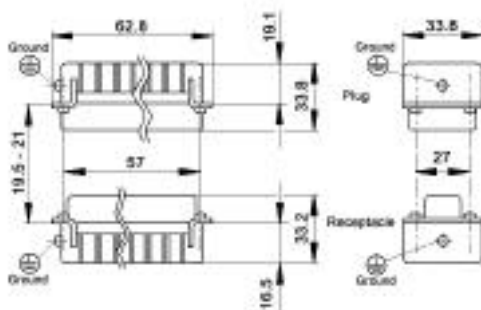


These inserts fit in the HBE 10 Series Housings which are on the following pages.

	Plug	Receptacle
Screw Terminated with wire protection	10.1920	10.1930
Screw Terminated without wire protection	10.1921	10.1931
Crimp Terminated: Machined	10.1820	10.1830

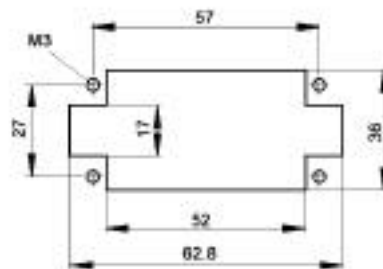
Crimp Contacts are on the next page.

HBE 10 SCREWLESS SPRING CAGE CLAMP INSERTS



All dimensions are in mm.

Panel Cut-Out



Same View from Cable Side as Screw & Crimp Termination

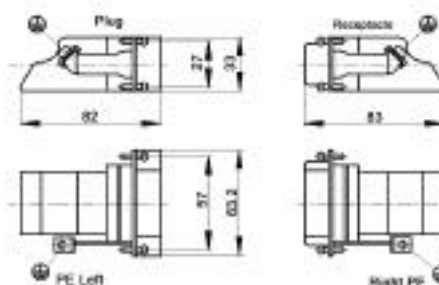
	Plug	Receptacle
Screwless Cage Clamp	10.4001	10.4011

These inserts fit in the HBE 10 Series Housings which are on the following pages.

www.contactelectronics.com
800-221-1451

Rectangular Connectors HBE Series

HBE 10 TERMINAL BLOCK ADAPTER INSERTS




All dimensions are in mm.

View from Cable Side

These terminal block inserts only fit in HBE 10 panel mount bases.

	Plug	Receptacle
Terminal Block: Right Ground	70.3020	70.3031
Terminal Block: Left Ground	70.3030	70.3021

One terminal block insert mates with one screw terminated insert.



CONTACTS FOR HBE CRIMP TERMINATED INSERTS

HBE MACHINED CONTACTS: DIAMETER 2.5MM



Bags of 100						
mm2	AWG	Silver		Gold		Stripping Length (mm)
		Pin	Socket	Pin	Socket	
0.5	20	11.1900	11.1950	11.1920	11.1970	Pin=7.4, Socket =7.3
0.75 - 1.0	18	11.1901	11.1951	11.1921	11.1971	Pin=7.4, Socket =7.3
1.5	16	11.1902	11.1952	11.1922	11.1972	Pin=7.4, Socket =7.3
2.5	14	11.1903	11.1953	-	-	Pin=7.4, Socket =7.3
4.0	12	11.1904	11.1954	-	-	Pin=7.4, Socket =7.3

TOOLS

WIRE GAUGE: 0.5 - 4.0 MM2



Locator
11.1472



Crimp Dies
11.1471



Crimp Tool
11.1470



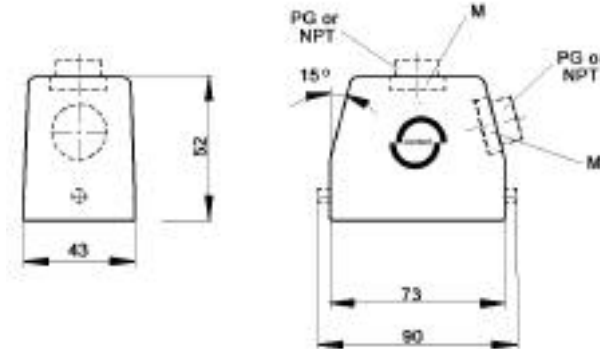
Removal Tool:
11.1825

www.contactelectronics.com
800-221-1451

Rectangular Connectors HBE Series

HBE 10 HOODS WITH SINGLE LEVER BOLTS

TOP ENTRY



SIDE ENTRY



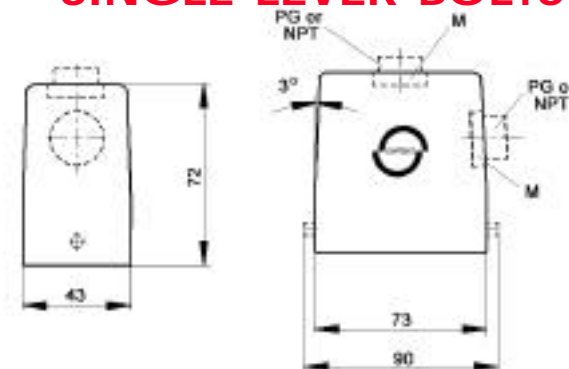
All dimensions are in mm.

Position of Cable Entry	Size of Entry			Standard Grey Coating			Black Coating (NEMA 4X)			Strain Relief		
	PG	NPT	Metric	PG Part #	NPT Part #	Metric Part #	PG Part #	NPT Part #	Metric Part #	PG	NPT	M
Top Entry	16	1/2"	20	10.0409	10.0409NP	19.0409	70.0490	70.0490NP	79.0490	●	■	▲
	21	3/4"	25	10.0407	10.0407NP	19.0407	70.0496	70.0496NP	79.0496	●	■	▲
Side Entry	16	1/2"	20	10.0429	10.0429NP	19.0429	70.0590	70.0590NP	79.0590	●	■	▲
	21	3/4"	25	10.0428	10.0428NP	19.0428	70.0596	70.0596NP	79.0596	●	■	▲

Metric hoods do not come with a neck.

HBE 10 HIGH PROFILE HOODS WITH SINGLE LEVER BOLTS

TOP ENTRY



SIDE ENTRY



All dimensions are in mm.

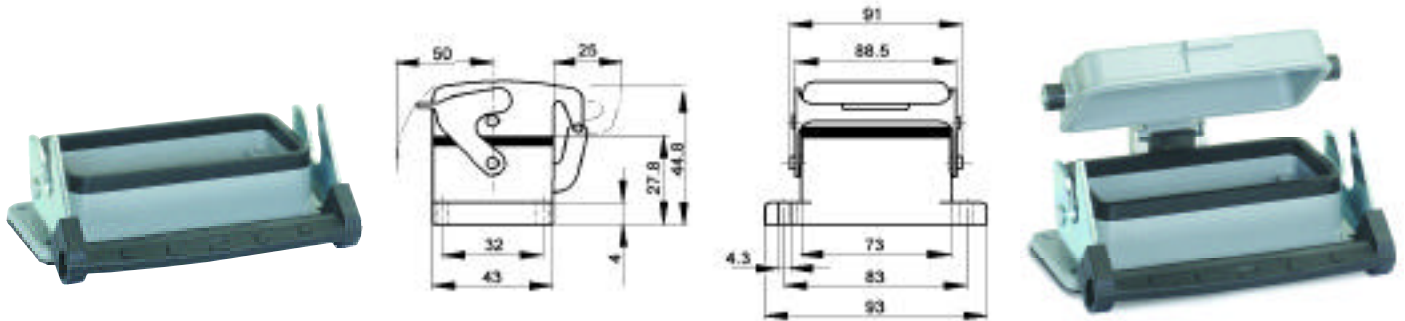
Position of Cable Entry	Size of Entry			Standard Grey Coating			Black Coating (NEMA 4X)			Strain Relief		
	PG	NPT	Metric	PG Part #	NPT Part #	Metric Part #	PG Part #	NPT Part #	Metric Part #	PG	NPT	M
Top Entry	21	3/4"	25	70.0442	70.0442NP	79.0442	70.0492	70.0492NP	79.0492	●	■	▲
	29	1"	32	70.0444	70.0444NP	79.0444	70.0494	70.0494NP	79.0494	●	■	▲
Side Entry	21	3/4"	25	70.0542	70.0542NP	79.0542	70.0592	70.0592NP	79.0592	●	■	▲
	29	1"	32	70.0544	70.0544NP	79.0544	70.0594	70.0594NP	79.0594	●	■	▲

Metric hoods do not come with a neck.

www.contactelectronics.com
800-221-1451

Rectangular Connectors HBE Series

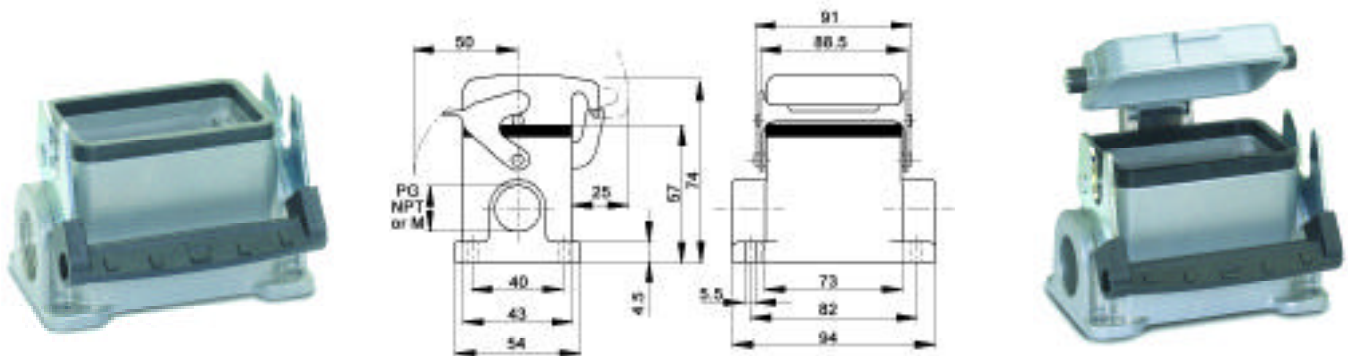
HBE 10 PANEL MOUNT BASES WITH SINGLE LEVER



All dimensions are in mm.

Description	Standard Grey Coating	Black Coating (NEMA 4X)
Panel Mount without Dust Cover	10.0329	70.0327
Panel Mount with Dust Cover	10.0339	70.0337

HBE 10 SURFACE MOUNT BASES WITH SINGLE LEVER



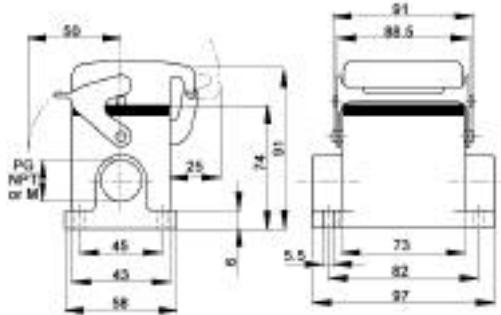

All dimensions are in mm.

# of Entries	Size of Entry			Standard Grey Coating			Black Coating (NEMA 4X)			Strain Relief		
	PG	NPT	Metric	PG Part #	NPT Part #	Metric Part #	PG Part #	NPT Part #	Metric Part #	PG	NPT	M
2 Entries	16	1/2"	20	10.0359	10.0359NP	19.0359	70.0630	70.0630NP	79.0630	●	■	▲
			25	-	-	79.0616	-	-	79.0636			▲
1 Entry	16	1/2"	20	10.0349	10.0349NP	19.0349	70.0620	70.0620NP	79.0620	●	■	▲
	21	3/4"	25	10.0347	10.0347NP	19.0347	-	-	79.0626			▲
2 Entries with dust cover	16	1/2"	20	10.0389	10.0389NP	19.0389	70.0670	70.0670NP	79.0670	●	■	▲
			25	-	-	79.0656	-	-	79.0676			▲
1 Entry with dust cover	16	1/2"	20	10.0369	10.0369NP	19.0369	70.0660	70.0660NP	79.0660	●	■	▲
			25	-	-	79.0646	-	-	79.0666			▲

www.contactelectronics.com
800-221-1451

Rectangular Connectors HBE Series

HBE 10 HIGH PROFILE SURFACE MOUNT BASES WITH SINGLE LEVER

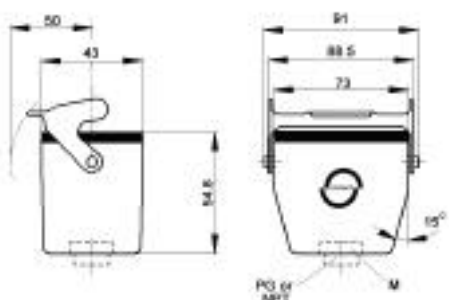


All dimensions are in mm.

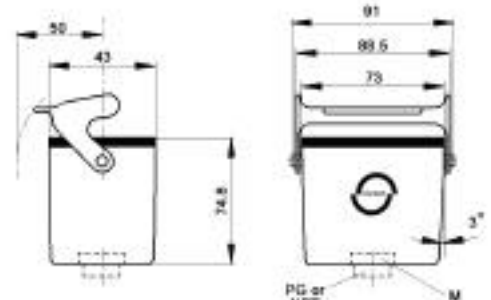
# of Entries	Size of Entry			Standard Grey Coating			Black Coating (NEMA 4X)			Strain Relief		
	PG	NPT	Metric	PG Part #	NPT Part #	Metric Part #	PG Part #	NPT Part #	Metric Part #	PG	NPT	M
2 Entries	21	3/4"	25	70.0612	70.0612NP	79.0612	70.0632	70.0632NP	79.0632	●	■	▲
	29	1"	32	70.0614	70.0614NP	79.0614	70.0634	70.0634NP	79.0634	●	■	▲
1 Entry	21	3/4"	25	70.0602	70.0602NP	79.0602	70.0622	70.0622NP	79.0622	●	■	▲
	29	1"	32	70.0604	70.0604NP	79.0604	70.0624	70.0624NP	79.0624	●	■	▲
2 Entries with dust cover	21	3/4"	25	70.0652	70.0652NP	79.0652	70.0672	70.0672NP	79.0672	●	■	▲
	29	1"	32	70.0654	70.0654NP	79.0654	70.0674	70.0674NP	79.0674	●	■	▲
1 Entry with dust cover	21	3/4"	25	70.0642	70.0642NP	79.0642	70.0662	70.0662NP	79.0662	●	■	▲
	29	1"	32	70.0644	70.0644NP	79.0644	70.0664	70.0664NP	79.0664	●	■	▲

HBE 10 CABLE COUPLER HOOD WITH SINGLE LEVER

STANDARD PROFILE



HIGH PROFILE



All dimensions are in mm.

Profile	Size of Entry			Standard Grey Coating			Black Coating (NEMA 4X)			Strain Relief		
	PG	NPT	Metric	PG Part #	NPT Part #	Metric Part #	PG Part #	NPT Part #	Metric Part #	PG	NPT	M
Standard Profile	16	1/2"	20	10.0469	10.0469NP	19.0469	70.0430	70.0430NP	79.0430	●	■	▲
	21	3/4"	25	70.0422	70.0422NP	79.0422	70.0432	70.0432NP	79.0432	●	■	▲
High Profile	21	3/4"	25	70.0424	70.0424NP	79.0424	70.0434	70.0434NP	79.0434	●	■	▲
	29	1"	32	70.0426	70.0426NP	79.0426	70.0436	70.0436NP	79.0436	●	■	▲

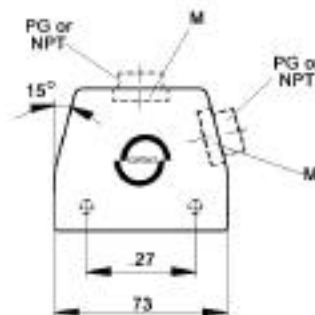
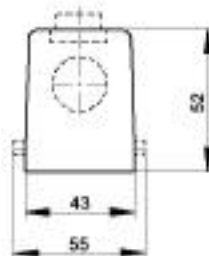
Metric hoods do not come with a neck.

www.contactelectronics.com
800-221-1451

Rectangular Connectors HBE Series

HBE 10 HOODS WITH DOUBLE LEVER BOLTS

TOP ENTRY



SIDE ENTRY



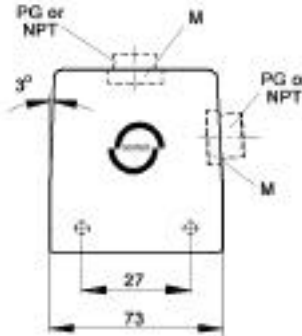
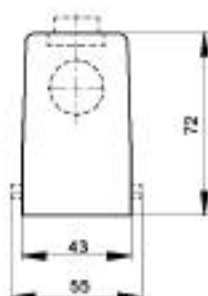
All dimensions are in mm.

Position of Cable Entry	Size of Entry			Standard Grey Coating			Black Coating (NEMA 4X)			Strain Relief		
	PG	NPT	Metric	PG Part #	NPT Part #	Metric Part #	PG Part #	NPT Part #	Metric Part #	PG	NPT	M
Top Entry	16	1/2"	20	10.0400	10.0400NP	19.0400	70.0510	70.0510NP	79.0510	●	■	▲
	21	3/4"	25	10.0401	10.0401NP	19.0401	70.0512	70.0512NP	79.0512	●	■	▲
Side Entry	16	1/2"	20	10.0420	10.0420NP	19.0420	70.0530	70.0530NP	79.0530	●	■	▲
	21	3/4"	25	10.0421	10.0421NP	19.0421	70.0532	70.0532NP	79.0532	●	■	▲

Metric hoods do not come with a neck.

HBE 10 HIGH PROFILE HOODS WITH DOUBLE LEVER BOLTS

TOP ENTRY



SIDE ENTRY



All dimensions are in mm.

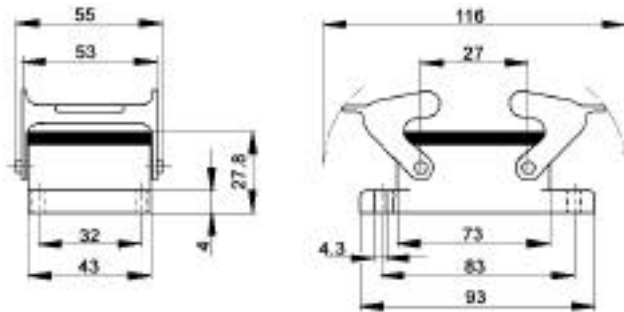
Position of Cable Entry	Size of Entry			Standard Grey Coating			Black Coating (NEMA 4X)			Strain Relief		
	PG	NPT	Metric	PG Part #	NPT Part #	Metric Part #	PG Part #	NPT Part #	Metric Part #	PG	NPT	M
Top Entry	21	3/4"	25	70.0504	70.0504NP	79.0504	70.0514	70.0514NP	79.0514	●	■	▲
	29	1"	32	70.0506	70.0506NP	79.0506	70.0516	70.0516NP	79.0516	●	■	▲
Side Entry	21	3/4"	25	70.0524	70.0524NP	79.0524	70.0534	70.0534NP	79.0534	●	■	▲
	29	1"	32	70.0526	70.0526NP	79.0526	70.0536	70.0536NP	79.0536	●	■	▲

Metric hoods do not come with a neck.

www.contactelectronics.com
800-221-1451

Rectangular Connectors HBE Series

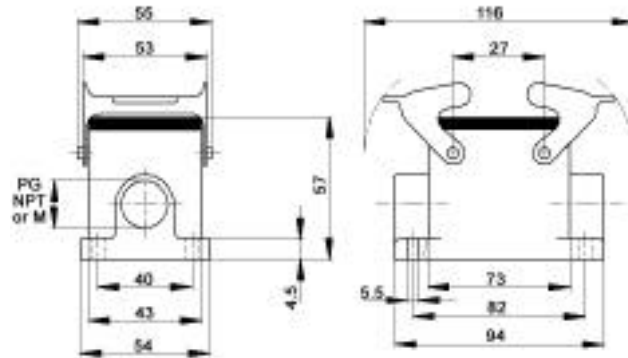
HBE 10 PANEL MOUNT BASES WITH DOUBLE LEVERS



All dimensions are in mm.

Description	Standard Grey Coating	Black Coating (NEMA 4X)
Panel Mount without Dust Cover	10.0320	70.0325

HBE 10 SURFACE MOUNT BASES WITH DOUBLE LEVERS



All dimensions are in mm.

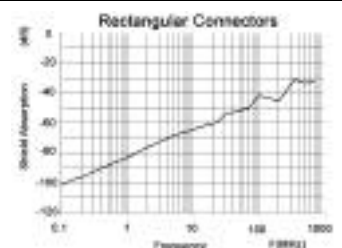
# of Entries	Size of Entry			Standard Grey Coating			Black Coating (NEMA 4X)			Strain Relief		
	PG	NPT	Metric	PG Part #	NPT Part #	Metric Part #	PG Part #	NPT Part #	Metric Part #	PG	NPT	M
2 Entries	16	1/2"	20	10.0350	10.0350NP	19.0350	70.0380	70.0380NP	79.0380	●	■	▲
			25	-	-	19.0351	-	-	79.0386			▲
1 Entry	16	1/2"	20	10.0340	10.0340NP	19.0340	70.0370	70.0370NP	79.0370	●	■	▲
			25	-	-	19.0341	-	-	79.0376			▲

EMC PROTECTION



	PG/NPT	Metric
Panel Mount Base	70.3501	79.3501
Surface Mount & Cable Coupler Hood	70.3521	79.3521

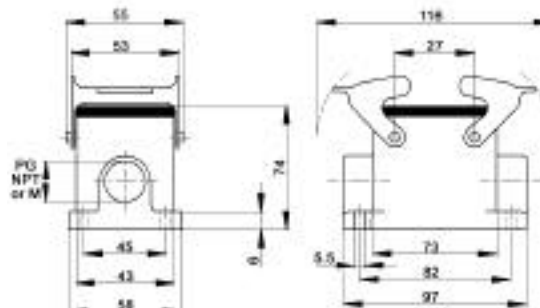
EMC Shielding is retrofittable.



www.contactelectronics.com
800-221-1451

Rectangular Connectors HBE Series

HBE 10 HIGH PROFILE SURFACE MOUNT BASES WITH DOUBLE LEVERS



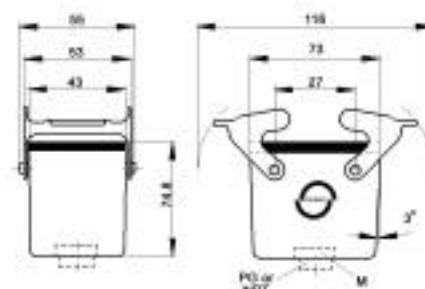
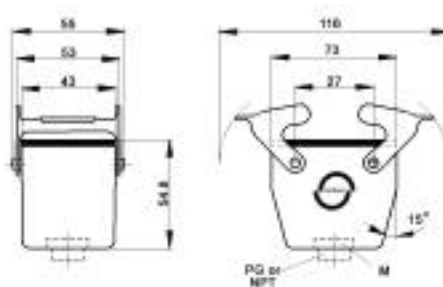
All dimensions are in mm.

# of Entries	Size of Entry			Standard Grey Coating			Black Coating (NEMA 4X)			Strain Relief		
	PG	NPT	Metric	PG Part #	NPT Part #	Metric Part #	PG Part #	NPT Part #	Metric Part #	PG	NPT	M
2 Entries	21	3/4"	25	70.0362	70.0362NP	79.0362	70.0382	70.0382NP	79.0382	●	■	▲
	29	1"	32	70.0364	70.0364NP	79.0364	70.0384	70.0384NP	79.0384	●	■	▲
1 Entry	21	3/4"	25	70.0352	70.0352NP	79.0352	70.0372	70.0372NP	79.0372	●	■	▲
	29	1"	32	70.0354	70.0354NP	79.0354	70.0374	70.0374NP	79.0374	●	■	▲

HBE 10 CABLE COUPLER HOOD WITH DOUBLE LEVER

STANDARD PROFILE

HIGH PROFILE



All dimensions are in mm.

Profile	Size of Entry			Standard Grey Coating			Black Coating (NEMA 4X)			Strain Relief		
	PG	NPT	Metric	PG Part #	NPT Part #	Metric Part #	PG Part #	NPT Part #	Metric Part #	PG	NPT	M
Standard Profile	16	1/2"	20	10.0460	10.0460NP	19.0460	70.0410	70.0410NP	79.0410	●	■	▲
	21	3/4"	25	70.0402	70.0402NP	79.0402	70.0412	70.0412NP	79.0412	●	■	▲
High Profile	21	3/4"	25	70.0404	70.0404NP	79.0404	70.0414	70.0414NP	79.0414	●	■	▲
	29	1"	32	70.0406	70.0406NP	79.0406	70.0416	70.0416NP	79.0416	●	■	▲

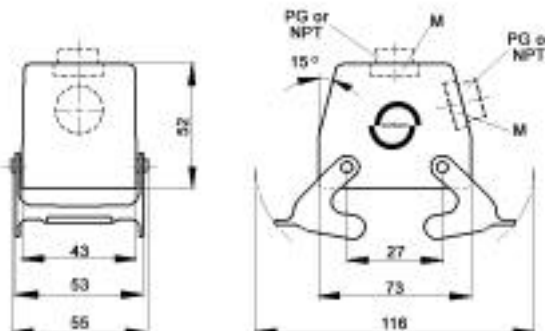
Metric hoods do not come with a neck.

www.contactelectronics.com
800-221-1451

Rectangular Connectors HBE Series

HBE 10 HOODS WITH DOUBLE LEVERS

TOP ENTRY



SIDE ENTRY



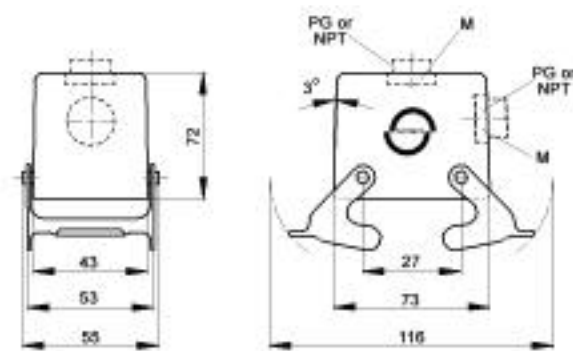
All dimensions are in mm.

Position of Cable Entry	Size of Entry			Standard Grey Coating			Black Coating (NEMA 4X)			Strain Relief		
	PG	NPT	Metric	PG Part #	NPT Part #	Metric Part #	PG Part #	NPT Part #	Metric Part #	PG	NPT	M
Top Entry	16	1/2"	20	10.0410	10.0410NP	19.0410	70.0560	70.0560NP	79.0560	●	■	▲
			25	-	-	79.0557	-	-	79.0566			▲
Side Entry	16	1/2"	20	10.0450	10.0450NP	19.0450	70.0580	70.0580NP	79.0580	●	■	▲
			25	-	-	79.0577	-	-	79.0586			▲

Metric hoods do not come with a neck.

HBE 10 HIGH PROFILE HOODS WITH DOUBLE LEVERS

TOP ENTRY



SIDE ENTRY



All dimensions are in mm.

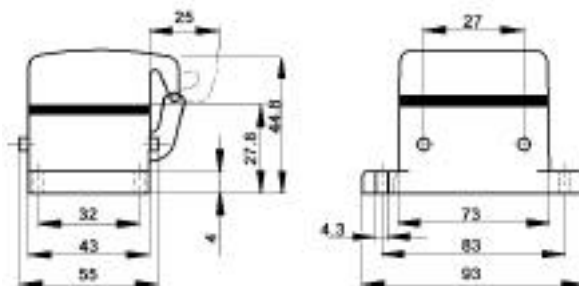
Position of Cable Entry	Size of Entry			Standard Grey Coating			Black Coating (NEMA 4X)			Strain Relief		
	PG	NPT	Metric	PG Part #	NPT Part #	Metric Part #	PG Part #	NPT Part #	Metric Part #	PG	NPT	M
Top Entry	21	3/4"	25	70.0552	70.0552NP	79.0552	70.0562	70.0562NP	79.0562	●	■	▲
		1"	32	70.0554	70.0554NP	79.0554	70.0564	70.0564NP	79.0564	●	■	▲
Side Entry	21	3/4"	25	70.0572	70.0572NP	79.0572	70.0582	70.0582NP	79.0582	●	■	▲
		1"	32	70.0574	70.0574NP	79.0574	70.0584	70.0584NP	79.0584	●	■	▲

Metric hoods do not come with a neck.

www.contactelectronics.com
800-221-1451

Rectangular Connectors HBE Series

HBE 10 PANEL MOUNT BASES WITH DOUBLE LEVER BOLTS

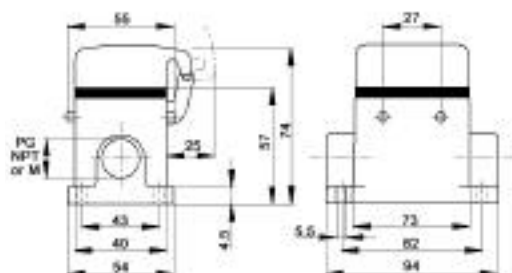


All dimensions are in mm.

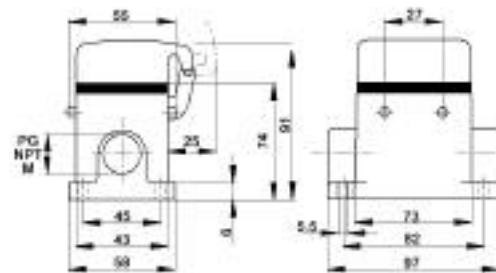
Description	Standard Grey Coating	Black Coating (NEMA 4X)
Panel Mount with Dust Cover	10.0330	70.0335

HBE 10 SURFACE MOUNT BASES WITH DOUBLE BOLTS

STANDARD PROFILE



HIGH PROFILE



All dimensions are in mm.

STANDARD PROFILE

# of Entries	Size of Entry			Standard Grey Coating			Black Coating (NEMA 4X)			Strain Relief		
	PG	NPT	Metric	PG Part #	NPT Part #	Metric Part #	PG Part #	NPT Part #	Metric Part #	PG	NPT	M
2 Entries	16	1/2"	20	10.0380	10.0380NP	19.0380	70.0480	70.0480NP	79.0480	●	■	▲
			25	-	-	79.0466	-	-	79.0486			▲
1 Entry	16	1/2"	20	10.0360	10.0360NP	19.0360	70.0470	70.0470NP	79.0470	●	■	▲
			25	-	-	19.0361	-	-	79.0476			▲

HIGH PROFILE

# of Entries	Size of Entry			Standard Grey Coating			Black Coating (NEMA 4X)			Strain Relief		
	PG	NPT	Metric	PG Part #	NPT Part #	Metric Part #	PG Part #	NPT Part #	Metric Part #	PG	NPT	M
2 Entries	21	3/4"	25	70.0462	70.0462NP	79.0462	70.0482	70.0482NP	79.0482	●	■	▲
	29	1"	32	70.0464	70.0464NP	79.0464	70.0484	70.0484NP	79.0484	●	■	▲
1 Entry	21	3/4"	25	70.0452	70.0452NP	79.0452	70.0472	70.0472NP	79.0472	●	■	▲
	29	1"	32	70.0454	70.0454NP	79.0454	70.0474	70.0474NP	79.0474	●	■	▲

www.contactelectronics.com
800-221-1451


Rectangular Connectors HBE Series

HBE 16 SCREW & CRIMP TERMINATED INSERTS

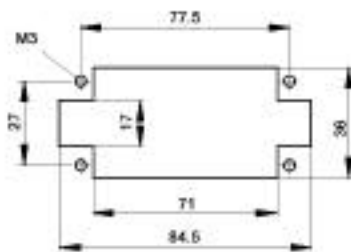
SCREW TERMINATED



View from Cable Side



Panel Cut-Out

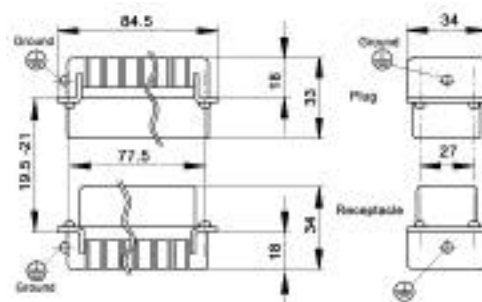


All dimensions are in mm.

CRIMP TERMINATED



Contacts Sold Separately




These inserts fit in the HBE 16 Series Housings which are on the following pages.

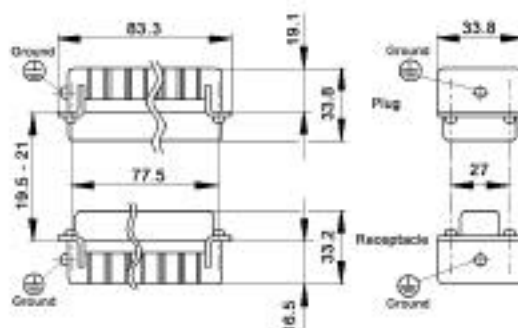
	Plug	Receptacle
Screw Terminated with wire protection	10.1940	10.1950
Screw Terminated without wire protection	10.1941	10.1951
Crimp Terminated: Machined	10.1840	10.1850

Crimp Contacts are on the next page.

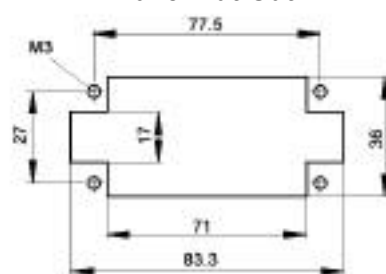
HBE 16 SCREWLESS SPRING CAGE CLAMP INSERTS



Panel Cut-Out



All dimensions are in mm.



Same View from Cable Side as Screw & Crimp Termination

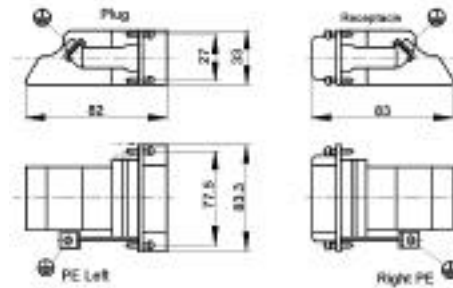

	Plug	Receptacle
Screwless Cage Clamp	10.4002	10.4012

These inserts fit in the HBE 16 Series Housings which are on the following pages.

www.contactelectronics.com
800-221-1451

Rectangular Connectors HBE Series

HBE 16 TERMINAL BLOCK ADAPTER INSERTS




All dimensions are in mm.

View from Cable Side

These terminal block inserts only fit in HBE 16 panel mount bases.

	Plug	Receptacle
Terminal Block: Right Ground	70.3040	70.3051
Terminal Block: Left Ground	70.3050	70.3041

One terminal block insert mates with one screw terminated insert.



CONTACTS FOR HBE CRIMP TERMINATED INSERTS HBE MACHINED CONTACTS: DIAMETER 2.5MM



Bags of 100						
mm2	AWG	Silver		Gold		Stripping Length (mm)
		Pin	Socket	Pin	Socket	
0.5	20	11.1900	11.1950	11.1920	11.1970	Pin=7.4, Socket =7.3
.75 - 1.0	18	11.1901	11.1951	11.1921	11.1971	Pin=7.4, Socket =7.3
1.5	16	11.1902	11.1952	11.1922	11.1972	Pin=7.4, Socket =7.3
2.5	14	11.1903	11.1953	-	-	Pin=7.4, Socket =7.3
4.0	12	11.1904	11.1954	-	-	Pin=7.4, Socket =7.3

TOOLS

WIRE GAUGE: 0.5 - 4.0 MM2




Locator
11.1472



Crimp Dies
11.1471



Crimp Tool
11.1470



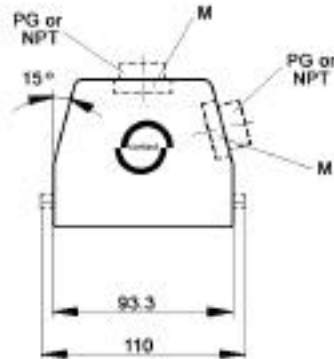
Removal Tool:
11.1825

www.contactelectronics.com
800-221-1451

Rectangular Connectors HBE Series

HBE 16 HOODS WITH SINGLE LEVER BOLTS

TOP ENTRY



SIDE ENTRY



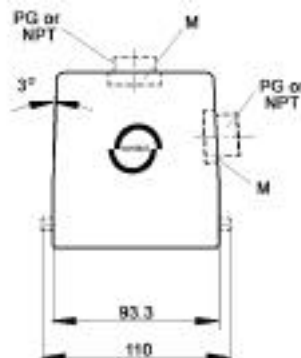
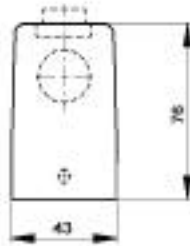
All dimensions are in mm.

Position of Cable Entry	Size of Entry			Standard Grey Coating			Black Coating (NEMA 4X)			Strain Relief		
	PG	NPT	Metric	PG Part #	NPT Part #	Metric Part #	PG Part #	NPT Part #	Metric Part #	PG	NPT	M
Top Entry	21	3/4"	25	10.0809	10.0809NP	19.0809	70.0990	70.0990NP	79.0990	●	■	▲
	29	1"	32	10.0909	10.0909NP	19.0909	-	-	-	●	■	▲
Side Entry	21	3/4"	25	10.0829	10.0829NP	19.0829	70.1090	70.1090NP	79.1090	●	■	▲
	29	1"	32	10.0929	10.0929NP	19.0929	-	-	-	●	■	▲

Metric hoods do not come with a neck.

HBE 16 HIGH PROFILE HOODS WITH SINGLE LEVER BOLTS

TOP ENTRY



SIDE ENTRY



All dimensions are in mm.

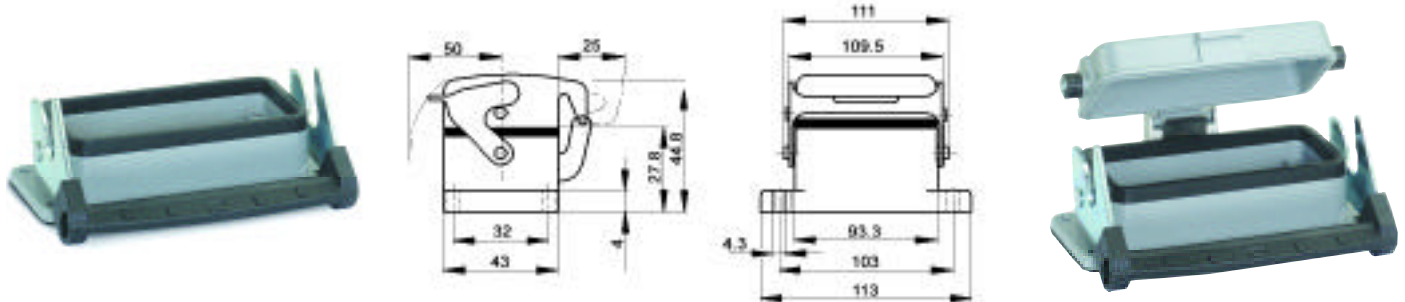
Position of Cable Entry	Size of Entry			Standard Grey Coating			Black Coating (NEMA 4X)			Strain Relief		
	PG	NPT	Metric	PG Part #	NPT Part #	Metric Part #	PG Part #	NPT Part #	Metric Part #	PG	NPT	M
Top Entry	21	3/4"	25	70.0942	70.0942NP	79.0942	70.0992	70.0992NP	79.0992	●	■	▲
	29	1"	32	70.0944	70.0944NP	79.0944	70.0994	70.0994NP	79.0994	●	■	▲
Side Entry	21	3/4"	25	70.1042	70.1042NP	79.1042	70.1092	70.1092NP	79.1092	●	■	▲
	29	1"	32	70.1044	70.1044NP	79.1044	70.1094	70.1094NP	79.1094	●	■	▲

Metric hoods do not come with a neck.

www.contactelectronics.com
800-221-1451

Rectangular Connectors HBE Series

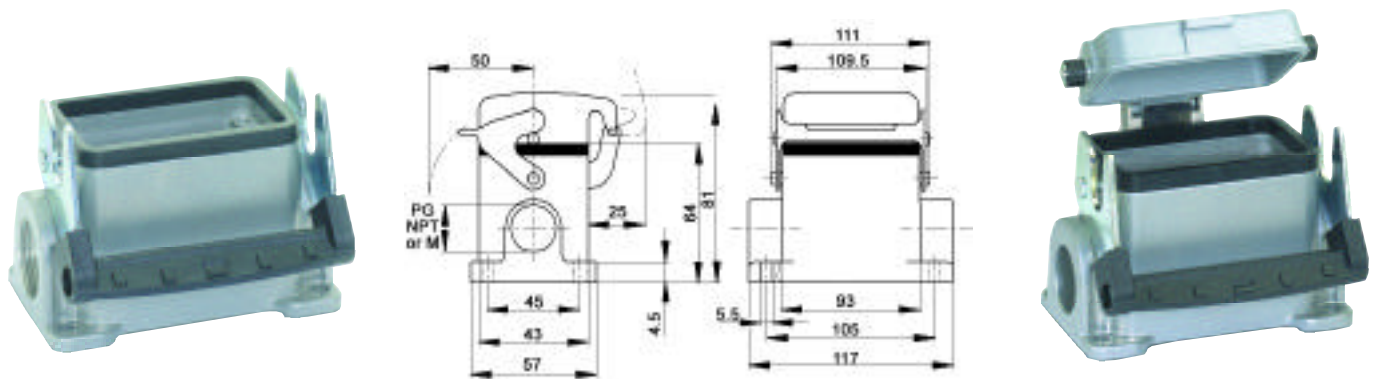
HBE 16 PANEL MOUNT BASES WITH SINGLE LEVER



All dimensions are in mm.

Description	Standard Grey Coating	Black Coating (NEMA 4X)
Panel mount without dust cover	10.0729	70.0827
Panel mount with dust cover	10.0739	70.0837

HBE 16 SURFACE MOUNT BASES WITH SINGLE LEVER



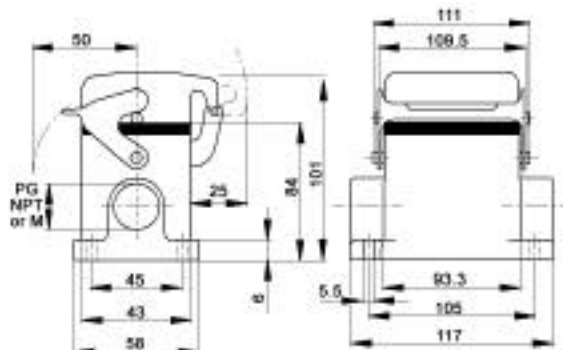
All dimensions are in mm.

# of Entries	Size of Entry			Standard Grey Coating			Black Coating (NEMA 4X)			Strain Relief
	PG	NPT	Metric	PG Part #	NPT Part #	Metric Part #	PG Part #	NPT Part #	Metric Part #	
2 Entries	21	3/4"	25	10.0759	10.0759NP	19.0759	70.1130	70.1130NP	79.1130	PG NPT M
1 Entry	21	3/4"	25	10.0749	10.0749NP	19.0749	70.1120	70.1120NP	79.1120	PG NPT M
2 Entries with dust cover	21	3/4"	25	10.0789	10.0789NP	19.0789	70.1170	70.1170NP	79.1170	PG NPT M
1 Entry with dust cover	21	3/4"	25	10.0769	10.0769NP	19.0769	70.1160	70.1160NP	79.1160	PG NPT M

www.contactelectronics.com
800-221-1451

Rectangular Connectors HBE Series

HBE 16 HIGH PROFILE SURFACE MOUNT BASES WITH SINGLE LEVER

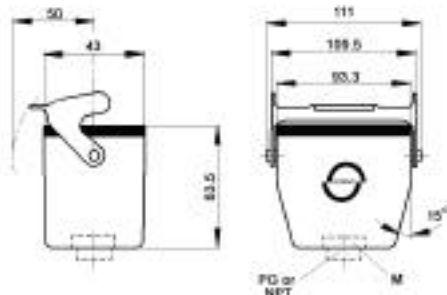


All dimensions are in mm.

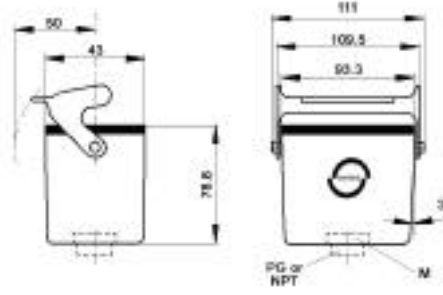
# of Entries	Size of Entry			Standard Grey Coating			Black Coating (NEMA 4X)			Strain Relief		
	PG	NPT	Metric	PG Part #	NPT Part #	Metric Part #	PG Part #	NPT Part #	Metric Part #	PG	NPT	M
2 Entries	21	3/4"	25	70.1112	70.1112NP	79.1112	70.1132	70.1132NP	79.1132	●	■	▲
	29	1"	32	70.1114	70.1114NP	79.1114	70.1134	70.1134NP	79.1134	●	■	▲
1 Entry	21	3/4"	25	70.1102	70.1102NP	79.1102	70.1122	70.1122NP	79.1122	●	■	▲
	29	1"	32	70.1104	70.1104NP	79.1104	70.1124	70.1124NP	79.1124	●	■	▲
2 Entries with dust cover	21	3/4"	25	70.1152	70.1152NP	79.1152	70.1172	70.1172NP	79.1172	●	■	▲
	29	1"	32	70.1154	70.1154NP	79.1154	70.1174	70.1174NP	79.1174	●	■	▲
1 Entry with dust cover	21	3/4"	25	70.1142	70.1142NP	79.1142	70.1162	70.1162NP	79.1162	●	■	▲
	29	1"	32	70.1144	70.1144NP	79.1144	70.1164	70.1164NP	79.1164	●	■	▲

HBE 16 CABLE COUPLER HOODS WITH SINGLE LEVER

STANDARD PROFILE



HIGH PROFILE



All dimensions are in mm.

Profile	Size of Entry			Standard Grey Coating			Black Coating (NEMA 4X)			Strain Relief		
	PG	NPT	Metric	PG Part #	NPT Part #	Metric Part #	PG Part #	NPT Part #	Metric Part #	PG	NPT	M
Standard	21	3/4"	25	10.0869	10.0869NP	19.0869	70.0930	70.0930NP	79.0930	●	■	▲
	29	1"	32	10.0969	10.0969NP	19.0969	70.0969	70.0969NP	79.0969	●	■	▲
High	21	3/4"	25	70.0922	70.0922NP	79.0922	70.0932	70.0932NP	79.0932	●	■	▲
	29	1"	32	70.0924	70.0924NP	79.0924	70.0934	70.0934NP	79.0934	●	■	▲

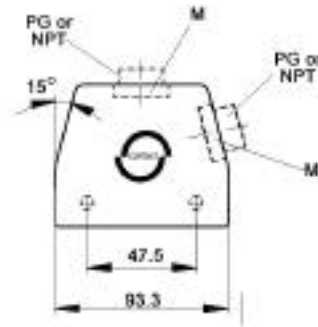
Metric hoods do not come with a neck.

www.contactelectronic.com
800-221-1451

Rectangular Connectors HBE Series

HBE 16 HOODS WITH DOUBLE LEVER BOLTS

TOP ENTRY



SIDE ENTRY



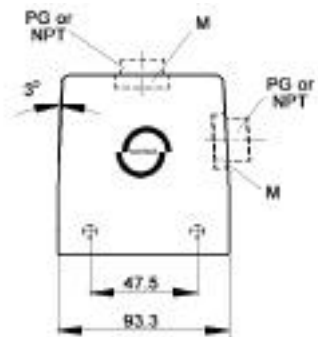
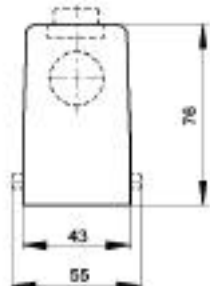
All dimensions are in mm.

Position of Cable Entry	Size of Entry			Standard Grey Coating			Black Coating (NEMA 4X)			Strain Relief		
	PG	NPT	Metric	PG Part #	NPT Part #	Metric Part #	PG Part #	NPT Part #	Metric Part #	PG	NPT	M
Top Entry	21	3/4"	25	10.0800	10.0800NP	19.0800	70.1010	70.1010NP	79.1010	●	■	▲
	29	1"	32	10.0900	10.0900NP	19.0900	-	-	-	●	■	▲
Side Entry	21	3/4"	25	10.0820	10.0820NP	19.0820	70.1030	70.1030NP	79.1030	●	■	▲
	29	1"	32	10.0920	10.0920NP	19.0920	-	-	-	●	■	▲

Metric hoods do not come with a neck.

HBE 16 HIGH PROFILE HOODS WITH DOUBLE LEVER BOLTS

TOP ENTRY



SIDE ENTRY



All dimensions are in mm.

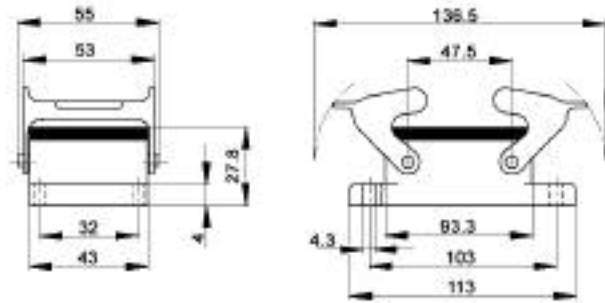
Position of Cable Entry	Size of Entry			Standard Grey Coating			Black Coating (NEMA 4X)			Strain Relief		
	PG	NPT	Metric	PG Part #	NPT Part #	Metric Part #	PG Part #	NPT Part #	Metric Part #	PG	NPT	M
Top Entry	21	3/4"	25	70.1002	70.1002NP	79.1002	70.1012	70.1012NP	79.1012	●	■	▲
	29	1"	32	70.1004	70.1004NP	79.1004	70.1014	70.1014NP	79.1014	●	■	▲
Side Entry	21	3/4"	25	70.1022	70.1022NP	79.1022	70.1032	70.1032NP	79.1032	●	■	▲
	29	1"	32	70.1024	70.1024NP	79.1024	70.1034	70.1034NP	79.1034	●	■	▲

Metric hoods do not come with a neck.

www.contactelectronics.com
800-221-1451

Rectangular Connectors HBE Series

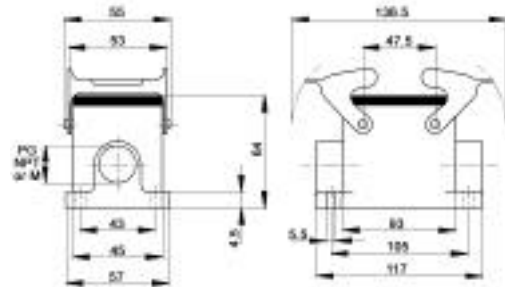
HBE 16 PANEL MOUNT BASES WITH DOUBLE LEVERS



All dimensions are in mm.

Description	Standard Grey Coating	Black Coating (NEMA 4X)
Panel Mount without Dust Cover	10.0720	70.0825

HBE 16 SURFACE MOUNT BASES WITH DOUBLE LEVERS



All dimensions are in mm.

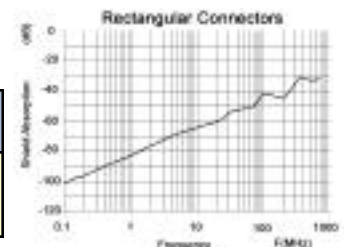
Mounting Type	Size of Entry			Standard Grey Coating			Black Coating (NEMA 4X)			Strain Relief		
	PG	NPT	Metric	PG Part #	NPT Part #	Metric Part #	PG Part #	NPT Part #	Metric Part #	PG	NPT	M
2 Entries	21	3/4"	25	10.0750	10.0750NP	19.0750	70.0880	70.0880NP	79.0880	●	■	▲
1 Entry	21	3/4"	25	10.0740	10.0740NP	19.0740	70.0870	70.0870NP	79.0870	●	■	▲

EMC PROTECTION



	PG/NPT	Metric
Panel Mount Base	70.3502	79.3502
Surface Mount & Cable Coupler Hood	70.3522	79.3522

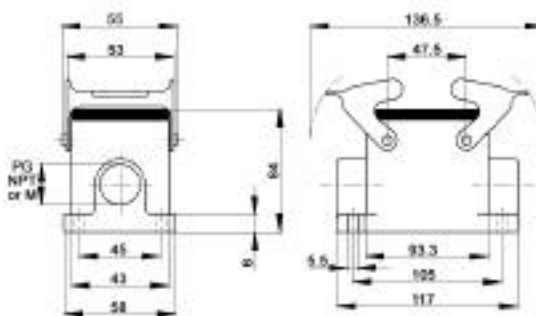
EMC Shielding is retrofittable.



www.contactelectronics.com
800-221-1451

Rectangular Connectors HBE Series

HBE 16 HIGH PROFILE BASES WITH DOUBLE LEVERS

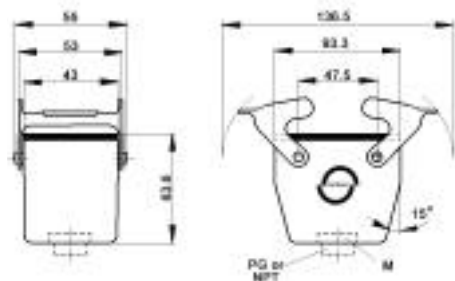


All dimensions are in mm.

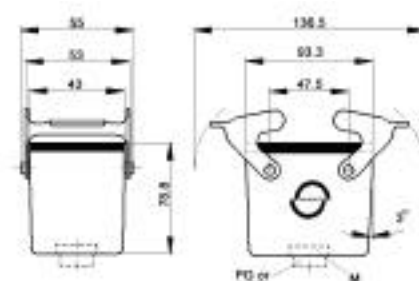
# of Entries	Size of Entry			Standard Grey Coating			Black Coating (NEMA 4X)			Strain Relief		
	PG	NPT	Metric	PG Part #	NPT Part #	Metric Part #	PG Part #	NPT Part #	Metric Part #	PG	NPT	M
2 Entries	21	3/4"	25	70.0862	70.0862NP	79.0862	70.0882	70.0882NP	79.0882	●	■	▲
	29	1"	32	70.0864	70.0864NP	79.0864	70.0884	70.0884NP	79.0884	●	■	▲
1 Entry	21	3/4"	25	70.0852	70.0852NP	79.0852	70.0872	70.0872NP	79.0872	●	■	▲
	29	1"	32	70.0854	70.0854NP	79.0854	70.0874	70.0874NP	79.0874	●	■	▲

HBE 16 CABLE COUPLER HOODS WITH DOUBLE LEVERS

STANDARD PROFILE



HIGH PROFILE



All dimensions are in mm.

Profile	Size of Entry			Standard Grey Coating			Black Coating (NEMA 4X)			Strain Relief		
	PG	NPT	Metric	PG Part #	NPT Part #	Metric Part #	PG Part #	NPT Part #	Metric Part #	PG	NPT	M
Standard	21	3/4"	25	10.0860	10.0860NP	19.0860	70.0910	70.0910NP	79.0910	●	■	▲
	29	1"	32	10.0960	10.0960NP	19.0960	-	-	-	●	■	▲
High	21	3/4"	25	70.0902	70.0902NP	79.0902	70.0912	70.0912NP	79.0912	●	■	▲
	29	1"	32	70.0904	70.0904NP	79.0904	70.0914	70.0914NP	79.0914	●	■	▲

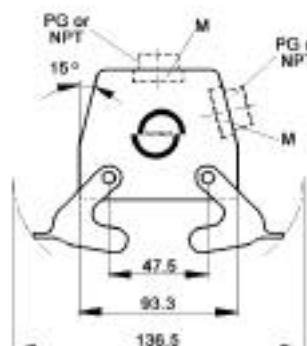
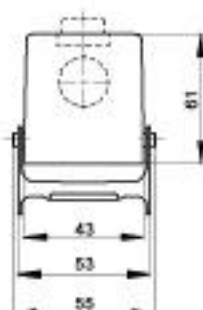
Metric hoods do not come with a neck.

www.contactelectronics.com
800-221-1451

Rectangular Connectors HBE Series

HBE 16 HOODS WITH DOUBLE LEVERS

TOP ENTRY



SIDE ENTRY



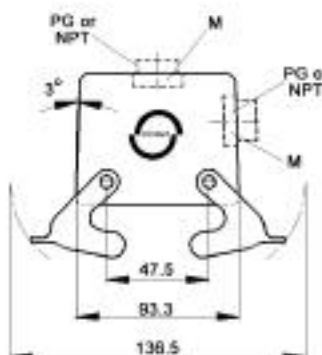
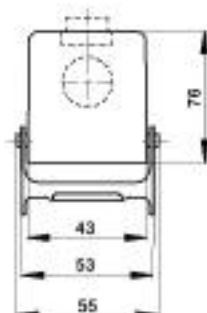
All dimensions are in mm.

Position of Cable Entry	Size of Entry			Standard Grey Coating			Black Coating (NEMA 4X)			Strain Relief		
	PG	NPT	Metric	PG Part #	NPT Part #	Metric Part #	PG Part #	NPT Part #	Metric Part #	PG	NPT	M
Top Entry	21	3/4"	25	10.0810	10.0810NP	19.0810	70.1060	70.1060NP	79.1060	●	■	▲
	29	1"	32	10.0910	10.0910NP	19.0910	-	-	-	●	■	▲
Side Entry	21	3/4"	25	10.0830	10.0830NP	19.0830	70.1080	70.1080NP	79.1080	●	■	▲
	29	1"	32	10.0930	10.0930NP	19.0930	-	-	-	●	■	▲

Metric hoods do not come with a neck.

HBE 16 HIGH PROFILE HOODS WITH DOUBLE LEVERS

TOP ENTRY



SIDE ENTRY



All dimensions are in mm.

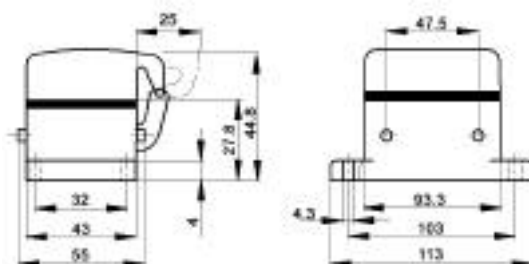
Position of Cable Entry	Size of Entry			Standard Grey Coating			Black Coating (NEMA 4X)			Strain Relief		
	PG	NPT	Metric	PG Part #	NPT Part #	Metric Part #	PG Part #	NPT Part #	Metric Part #	PG	NPT	M
Top Entry	21	3/4"	25	70.1052	70.1052NP	79.1052	70.1062	70.1062NP	79.1062	●	■	▲
	29	1"	32	70.1054	70.1054NP	79.1054	70.1064	70.1064NP	79.1064	●	■	▲
Side Entry	21	3/4"	25	70.1072	70.1072NP	79.1072	70.1082	70.1082NP	79.1082	●	■	▲
	29	1"	32	70.1074	70.1074NP	79.1074	70.1084	70.1084NP	79.1084	●	■	▲

Metric hoods do not come with a neck.

www.contactelectronics.com
800-221-1451

Rectangular Connectors HBE Series

HBE 16 PANEL MOUNT BASES WITH DOUBLE LEVER BOLTS

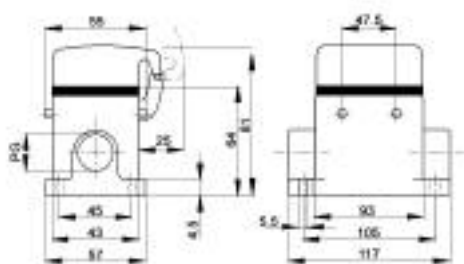


All dimensions are in mm.

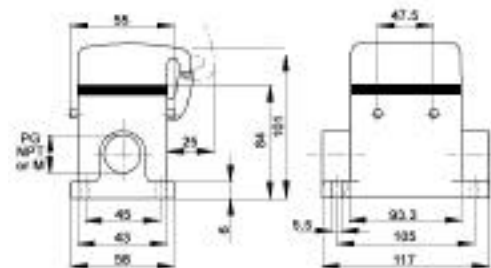
Description	Standard Grey Coating	Black Coating (NEMA 4X)
Panel Mount with Dust Cover	10.0730	70.0835
Panel Mount without Dust Cover	10.0731	-

HBE 16 SURFACE MOUNT BASES WITH DOUBLE LEVER BOLTS

STANDARD PROFILE



HIGH PROFILE



All dimensions are in mm.

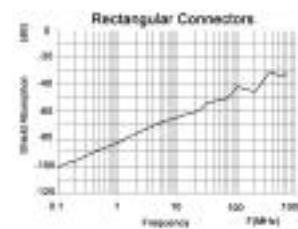
# of Entries	Size of Entry			Standard Grey Coating			Black Coating (NEMA 4X)			Strain Relief		
	PG	NPT	Metric	PG Part #	NPT Part #	Metric Part #	PG Part #	NPT Part #	Metric Part #	PG	NPT	M
2 Entries	21	3/4"	25	70.0960	70.0960NP	79.0960	70.0980	70.0980NP	79.0980	●	■	▲
1 Entry	21	3/4"	25	10.0760	10.0760NP	19.0970	70.0970	70.0970NP	79.0970	●	■	▲
High Profile with 2 Entries	21	3/4"	25	70.0962	70.0962NP	79.0962	70.0982	70.0982NP	79.0982	●	■	▲
	29	1"	32	70.0964	70.0964NP	79.0964	70.0984	70.0984NP	79.0984	●	■	▲
High Profile with 1 Entry	21	3/4"	25	70.0952	70.0952NP	79.0952	70.0972	70.0972NP	79.0972	●	■	▲
	29	1"	32	70.0954	70.0954NP	79.0954	70.0974	70.0974NP	79.0974	●	■	▲

EMC PROTECTION



	PG/NPT	Metric
Panel Mount Base	70.3502	79.3502
Surface Mount & Cable Coupler Hood	70.3522	79.3522

EMC Shielding is retrofitable.




www.contactelectronics.com
800-221-1451

Rectangular Connectors HBE Series

HBE 24 SCREW & CRIMP TERMINATED INSERTS

SCREW TERMINATED



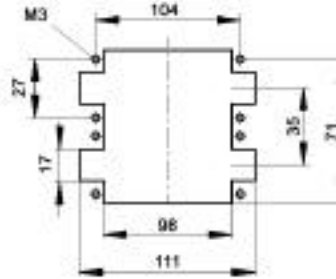
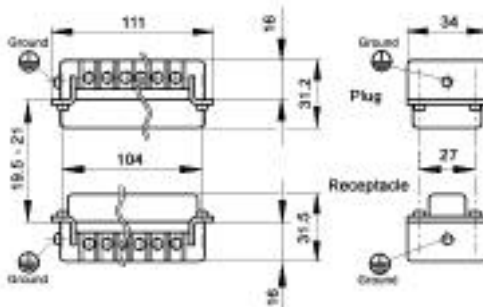
View from Cable Side



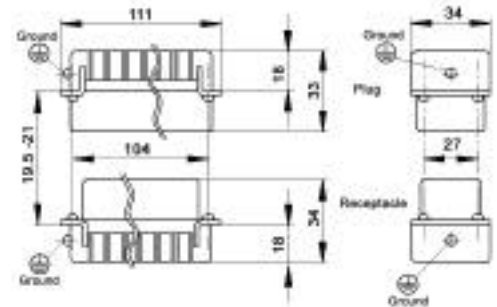
CRIMP TERMINATED



Contacts Sold Separately



All dimensions are in mm.




These inserts fit in the HBE 24 Series Housings which are on the following pages.

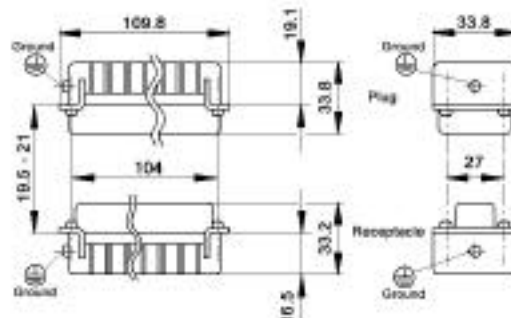
	Plug	Receptacle
Screw Terminated with wire protection	10.1960	10.1970
Screw Terminated without wire protection	10.1961	10.1971
Crimp Terminated: Machined	10.1860	10.1870

Crimp Contacts are on the next page.

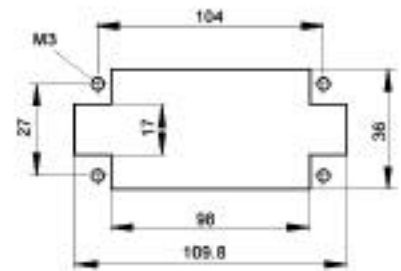
HBE 24 SCREWLESS SPRING CAGE CLAMP INSERTS



Panel Cut-Out



All dimensions are in mm.



Same View from Cable Side as Screw & Crimp Termination

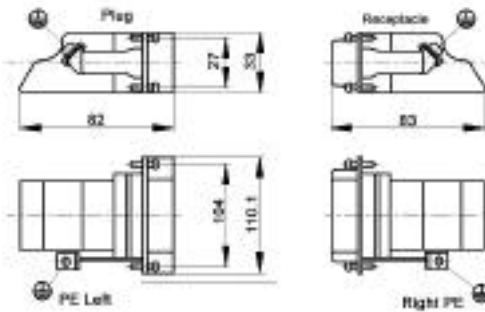

	Plug	Receptacle
Screwless Cage Clamp	10.4003	10.4013

These inserts fit in the HBE 24 Series Housings which are on the following pages.

www.contactelectronic.com
800-221-1451


Rectangular Connectors HBE Series

HBE 24 TERMINAL BLOCK ADAPTER INSERTS



All dimensions are in mm.

View from Cable Side



These terminal block inserts only fit in HBE 24 panel mount bases.

	Plug	Receptacle
Terminal Block: Right Ground	70.3060	70.3071
Terminal Block: Left Ground	70.3070	70.3061

One terminal block insert mates with one screw terminated insert.

CONTACTS FOR HBE CRIMP TERMINATED INSERTS

HBE MACHINED CONTACTS: DIAMETER 2.5MM



Bags of 100						
mm2	AWG	Silver		Gold		Stripping Length (mm)
		Pin	Socket	Pin	Socket	
0.5	20	11.1900	11.1950	11.1920	11.1970	Pin=7.4, Socket =7.3
.75 - 1.0	18	11.1901	11.1951	11.1921	11.1971	Pin=7.4, Socket =7.3
1.5	16	11.1902	11.1952	11.1922	11.1972	Pin=7.4, Socket =7.3
2.5	14	11.1903	11.1953	-	-	Pin=7.4, Socket =7.3
4.0	12	11.1904	11.1954	-	-	Pin=7.4, Socket =7.3

TOOLS

WIRE GAUGE: 0.5 - 4.0 MM2




Locator
11.1472



Crimp Dies
11.1471



Crimp Tool
11.1470



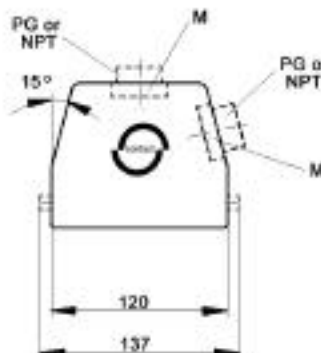

Removal Tool:
11.1825

www.contactelectronics.com
800-221-1451

Rectangular Connectors HBE Series

HBE 24 HOODS WITH SINGLE LEVER BOLTS

TOP ENTRY



SIDE ENTRY



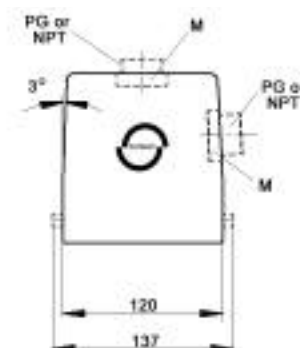
All dimensions are in mm.

Position of Cable Entry	Size of Entry			Standard Grey Coating			Black Coating (NEMA 4X)			Strain Relief
	PG	NPT	Metric	PG Part #	NPT Part #	Metric Part #	PG Part #	NPT Part #	Metric Part #	
Top Entry	21	3/4"	25	10.1219	10.1219NP	19.1219	70.1490	70.1490NP	79.1490	PG NPT M
	29	1"	32	10.1119	10.1119NP	19.1119	70.1492	70.1492NP	79.1492	PG NPT M
Side Entry	21	3/4"	25	10.1139	10.1139NP	19.1139	70.1590	70.1590NP	79.1590	PG NPT M
	29	1"	32	10.1239	10.1239NP	19.1239	70.1592	70.1592NP	79.1592	PG NPT M

Metric hoods do not come with a neck.

HBE 24 HIGH PROFILE HOODS WITH SINGLE LEVER BOLTS

TOP ENTRY



SIDE ENTRY



All dimensions are in mm.

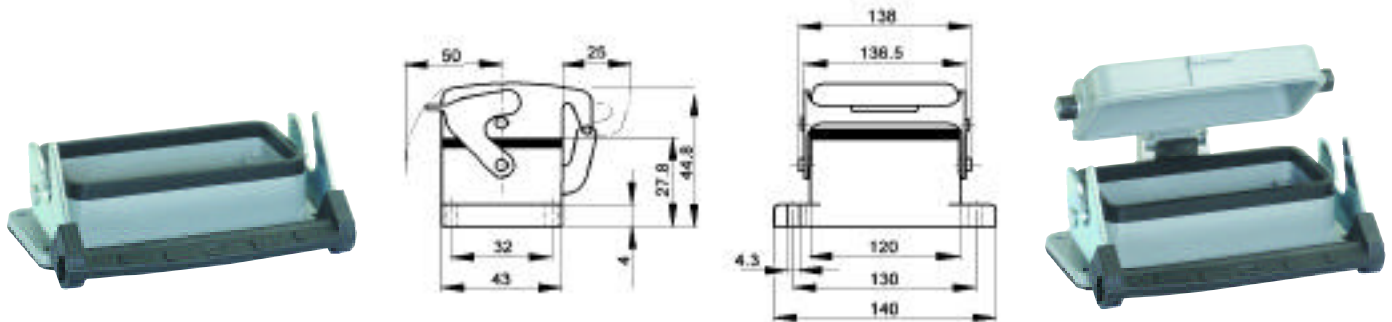
Position of Cable Entry	Size of Entry			Standard Grey Coating			Black Coating (NEMA 4X)			Strain Relief
	PG	NPT	Metric	PG Part #	NPT Part #	Metric Part #	PG Part #	NPT Part #	Metric Part #	
Top Entry	21	3/4"	25	70.1444	70.1444NP	79.1444	70.1494	70.1494NP	79.1494	PG NPT M
	29	1"	32	70.1446	70.1446NP	79.1446	70.1496	70.1496NP	79.1496	PG NPT M
Side Entry	21	3/4"	25	70.1544	70.1544NP	79.1544	70.1594	70.1594NP	79.1594	PG NPT M
	29	1"	32	70.1546	70.1546NP	79.1546	70.1596	70.1596NP	79.1596	PG NPT M

Metric hoods do not come with a neck.

www.contactelectronics.com
800-221-1451

Rectangular Connectors HBE Series

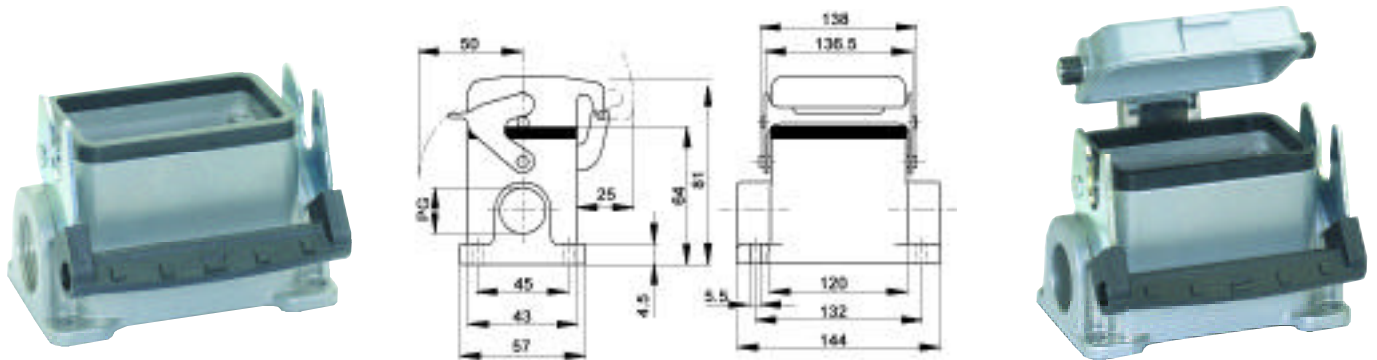
HBE 24 PANEL MOUNT BASES WITH SINGLE LEVER



All dimensions are in mm.

Description	Standard Grey Coating	Black Coating (NEMA 4X)
Panel Mount without dust cover	10.1029	70.1327
Panel Mount with dust cover	10.1039	70.1337

HBE 24 SURFACE MOUNT BASES WITH SINGLE LEVER



All dimensions are in mm.

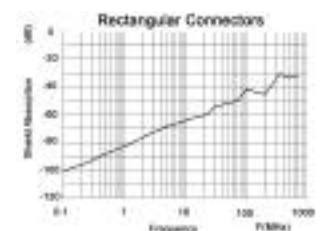
# of Entries	Size of Entry			Standard Grey Coating			Black Coating (NEMA 4X)			Strain Relief		
	PG	NPT	Metric	PG Part #	NPT Part #	Metric Part #	PG Part #	NPT Part #	Metric Part #	PG	NPT	M
2 Entries	21	3/4"	25	10.1059	10.1059NP	19.1059	70.1630	70.1630NP	79.1630	●	■	▲
1 Entry	21	3/4"	25	10.1049	10.1049NP	19.1049	70.1620	70.1620NP	79.1620	●	■	▲
2 with cover	21	3/4"	25	10.1099	10.1099NP	19.1099	70.1670	70.1670NP	79.1670	●	■	▲
1 with cover	21	3/4"	25	10.1079	10.1079NP	19.1079	70.1660	70.1660NP	79.1660	●	■	▲

EMC PROTECTION



	PG/NPT	Metric
Panel Mount Base	70.3503	79.3503
Surface Mount & Cable Coupler Hood	70.3523	79.3523

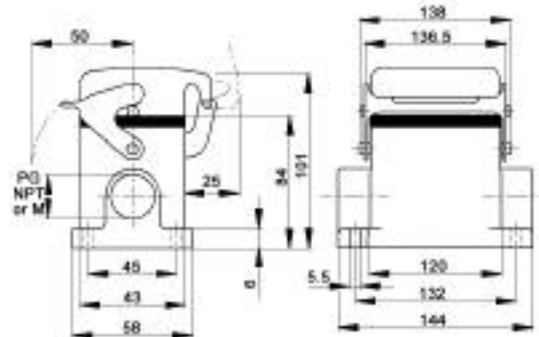
EMC Shielding is retrofittable.



www.contactelectronics.com
800-221-1451

Rectangular Connectors HBE Series

HBE 24 HIGH PROFILE SURFACE MOUNT BASES WITH SINGLE LEVER



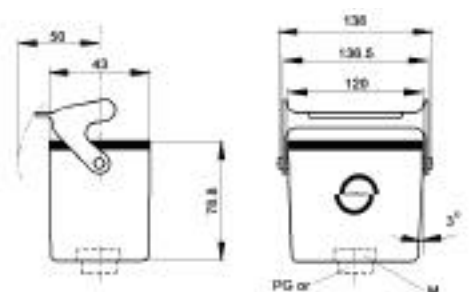
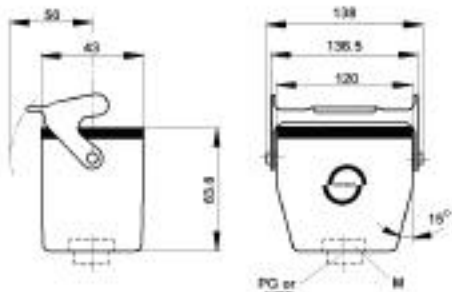
All dimensions are in mm.

# of Entries	Size of Entry			Standard Grey Coating			Black Coating (NEMA 4X)			Strain Relief		
	PG	NPT	Metric	PG Part #	NPT Part #	Metric Part #	PG Part #	NPT Part #	Metric Part #	PG	NPT	M
2 Entries	21	3/4"	25	70.1612	70.1612NP	79.1612	70.1632	70.1632NP	79.1632	●	■	▲
	29	1"	32	70.1614	70.1614NP	79.1614	70.1634	70.1634NP	79.1634	●	■	▲
1 Entry	21	3/4"	25	70.1602	70.1602NP	79.1602	70.1622	70.1622NP	79.1622	●	■	▲
	29	1"	32	70.1604	70.1604NP	79.1604	70.1624	70.1624NP	79.1624	●	■	▲
2 Entries with dust cover	21	3/4"	25	70.1652	70.1652NP	79.1652	70.1672	70.1672NP	79.1672	●	■	▲
	29	1"	32	70.1654	70.1654NP	79.1654	70.1674	70.1674NP	79.1674	●	■	▲
1 Entry with dust cover	21	3/4"	25	70.1642	70.1642NP	79.1642	70.1662	70.1662NP	79.1662	●	■	▲
	29	1"	32	70.1644	70.1644NP	79.1644	70.1664	70.1664NP	79.1664	●	■	▲

HBE 24 CABLE COUPLER HOODS WITH SINGLE LEVER

STANDARD PROFILE

HIGH PROFILE



All dimensions are in mm.

Profile	Size of Entry			Standard Grey Coating			Black Coating (NEMA 4X)			Strain Relief		
	PG	NPT	Metric	PG Part #	NPT Part #	Metric Part #	PG Part #	NPT Part #	Metric Part #	PG	NPT	M
Standard	21	3/4"	25	10.1279	10.1279NP	19.1279	70.1430	70.1430NP	79.1430	●	■	▲
	29	1"	32	10.1179	10.1179NP	19.1179	70.1432	70.1432NP	79.1432	●	■	▲
High Profile	21	3/4"	25	70.1424	70.1424NP	79.1424	70.1434	70.1434NP	79.1434	●	■	▲
	29	1"	32	70.1426	70.1426NP	79.1426	70.1436	70.1436NP	79.1436	●	■	▲

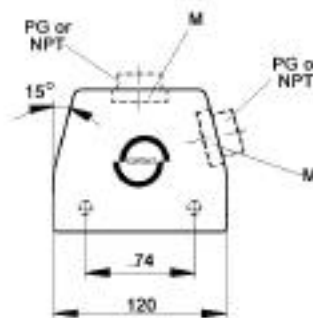
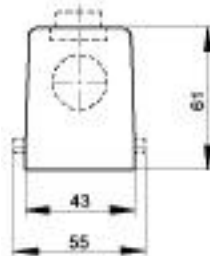
Metric hoods do not come with a neck.

www.contactelectronics.com
800-221-1451

Rectangular Connectors HBE Series

HBE 24 HOODS WITH DOUBLE LEVER BOLTS

TOP ENTRY



SIDE ENTRY



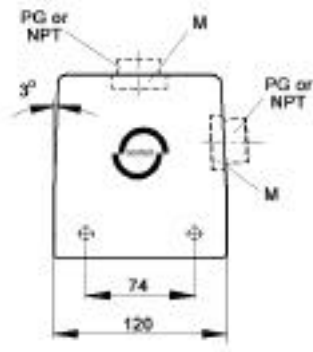
All dimensions are in mm.

Position of Cable Entry	Size of Entry			Standard Grey Coating			Black Coating (NEMA 4X)			Strain Relief		
	PG	NPT	Metric	PG Part #	NPT Part #	Metric Part #	PG Part #	NPT Part #	Metric Part #	PG	NPT	M
Top Entry	21	3/4"	25	10.1210	10.1210NP	19.1210	70.1510	70.1510NP	79.1510	●	■	▲
	29	1"	32	10.1110	10.1110NP	19.1110	70.1512	70.1512NP	79.1512	●	■	▲
Side Entry	21	3/4"	25	10.1130	10.1130NP	19.1130	70.1530	70.1530NP	79.1530	●	■	▲
	29	1"	32	10.1230	10.1230NP	19.1230	70.1532	70.1532NP	79.1532	●	■	▲

Metric hoods do not come with a neck.

HBE 24 HIGH PROFILE HOODS WITH DOUBLE LEVER BOLTS

TOP ENTRY



SIDE ENTRY



All dimensions are in mm.

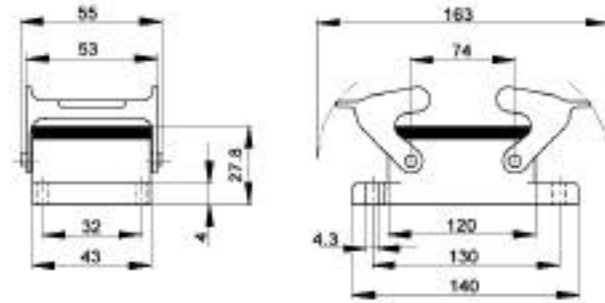
Position of Cable Entry	Size of Entry			Standard Grey Coating			Black Coating (NEMA 4X)			Strain Relief		
	PG	NPT	Metric	PG Part #	NPT Part #	Metric Part #	PG Part #	NPT Part #	Metric Part #	PG	NPT	M
Top Entry	21	3/4"	25	70.1504	70.1504NP	79.1504	70.1514	70.1514NP	79.1514	●	■	▲
	29	1"	32	70.1506	70.1506NP	79.1506	70.1516	70.1516NP	79.1516	●	■	▲
Side Entry	21	3/4"	25	70.1524	70.1524NP	79.1524	70.1534	70.1534NP	79.1534	●	■	▲
	29	1"	32	70.1526	70.1526NP	79.1526	70.1536	70.1536NP	79.1536	●	■	▲

Metric hoods do not come with a neck.

www.contactelectronics.com
800-221-1451

Rectangular Connectors HBE Series

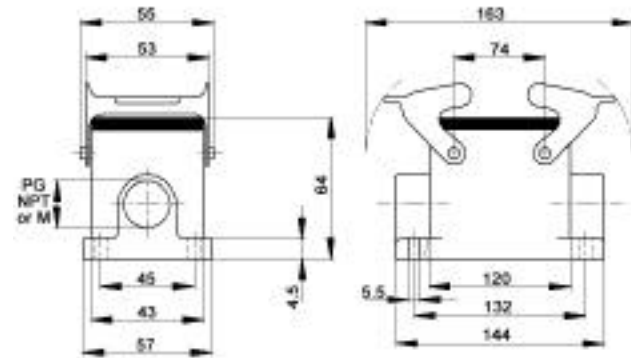
HBE 24 PANEL MOUNT BASES WITH DOUBLE LEVERS



All dimensions are in mm.

Description	Standard Grey Coating	Black Coating (NEMA 4X)
Panel Mount without Dust Cover	10.1020	70.1325

HBE 24 SURFACE MOUNT BASES WITH DOUBLE LEVERS



All dimensions are in mm.

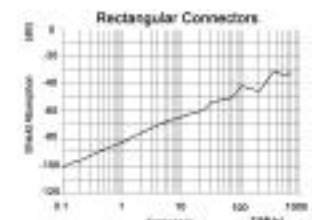
# of Entries	Size of Entry			Standard Grey Coating			Black Coating (NEMA 4X)			Strain Relief		
	PG	NPT	Metric	PG Part #	NPT Part #	Metric Part #	PG Part #	NPT Part #	Metric Part #	PG	NPT	M
2 Entries	21	3/4"	25	10.1050	10.1050NP	19.1050	70.1380	70.1380NP	79.1380	●	■	▲
1 Entry	21	3/4"	25	10.1040	10.1040NP	19.1040	70.1370	70.1370NP	79.1370	●	■	▲

EMC PROTECTION



	PG/NPT	Metric
Panel Mount Base	70.3503	79.3503
Surface Mount & Cable Coupler Hood	70.3523	79.3523

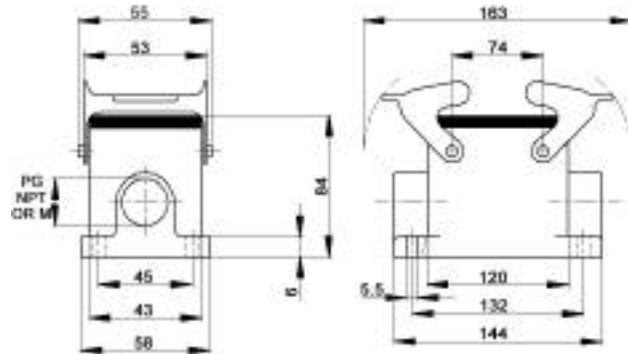

EMC Shielding is retrofittable.



www.contactelectronics.com
800-221-1451

Rectangular Connectors HBE Series

HBE 24 HIGH PROFILE SURFACE MOUNT BASES WITH DOUBLE LEVERS



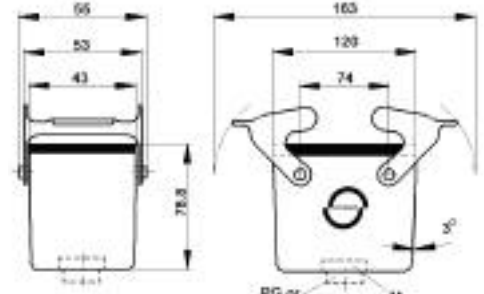
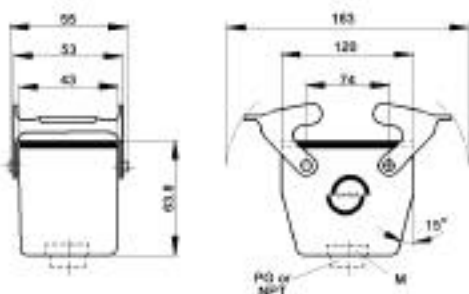
All dimensions are in mm.

Position of Cable Entry	Size of Entry			Standard Grey Coating			Black Coating (NEMA 4X)			Strain Relief
	PG	NPT	Metric	PG Part #	NPT Part #	Metric Part #	PG Part #	NPT Part #	Metric Part #	
2 Entries	21	3/4"	25	70.1362	70.1362NP	79.1362	70.1382	70.1382NP	79.1382	PG NPT M
	29	1"	32	70.1364	70.1364NP	79.1364	70.1384	70.1384NP	79.1384	PG NPT M
1 Entry	21	3/4"	25	70.1352	70.1352NP	79.1352	70.1372	70.1372NP	79.1372	PG NPT M
	29	1"	32	70.1354	70.1354NP	79.1354	70.1374	70.1374NP	79.1374	PG NPT M

HBE 24 CABLE COUPLER HOOD WITH DOUBLE LEVERS

STANDARD PROFILE

HIGH PROFILE



All dimensions are in mm.

Profile	Size of Entry			Standard Grey Coating			Black Coating (NEMA 4X)			Strain Relief
	PG	NPT	Metric	PG Part #	NPT Part #	Metric Part #	PG Part #	NPT Part #	Metric Part #	
Standard	21	3/4"	25	10.1270	10.1270NP	19.1270	70.1410	70.1410NP	79.1410	PG NPT M
	29	1"	32	10.1170	10.1170NP	19.1170	70.1412	70.1412NP	79.1412	PG NPT M
High Profile	21	3/4"	25	70.1404	70.1404NP	79.1404	70.1414	70.1414NP	79.1414	PG NPT M
	29	1"	32	70.1406	70.1406NP	79.1406	70.1416	70.1416NP	79.1416	PG NPT M

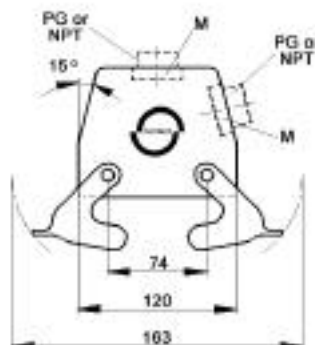
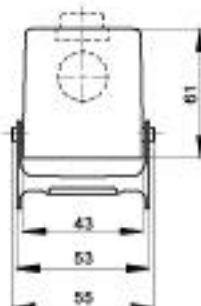
Metric hoods do not come with a neck.

www.contactelectronics.com
800-221-1451

Rectangular Connectors HBE Series

HBE 24 HOODS WITH DOUBLE LEVERS

TOP ENTRY



SIDE ENTRY



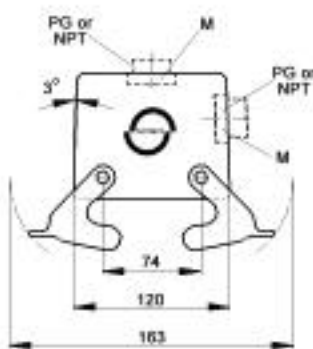
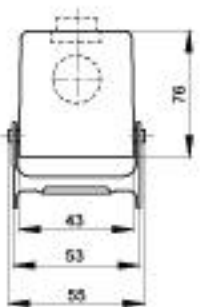
All dimensions are in mm.

Position of Cable Entry	Size of Entry			Standard Grey Coating			Black Coating (NEMA 4X)			Strain Relief		
	PG	NPT	Metric	PG Part #	NPT Part #	Metric Part #	PG Part #	NPT Part #	Metric Part #	PG	NPT	M
Top Entry	21	3/4"	25	10.1220	10.1220NP	19.1220	70.1560	70.1560NP	79.1560	●	■	▲
	29	1"	32	10.1120	10.1120NP	19.1120	70.1562	70.1562NP	79.1562	●	■	▲
Side Entry	21	3/4"	25	10.1140	10.1140NP	19.1140	70.1580	70.1580NP	79.1580	●	■	▲
	29	1"	32	10.1240	10.1240NP	19.1240	70.1582	70.1582NP	79.1582	●	■	▲

Metric hoods do not come with a neck.

HBE 24 HIGH PROFILE HOODS WITH DOUBLE LEVERS

TOP ENTRY



SIDE ENTRY



All dimensions are in mm.

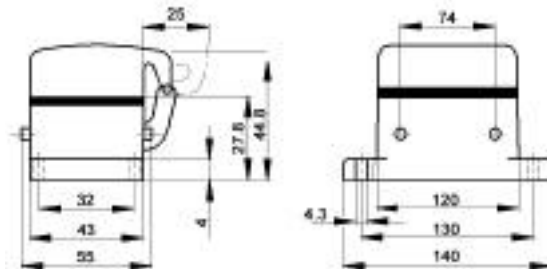
Position of Cable Entry	Size of Entry			Standard Grey Coating			Black Coating (NEMA 4X)			Strain Relief		
	PG	NPT	Metric	PG Part #	NPT Part #	Metric Part #	PG Part #	NPT Part #	Metric Part #	PG	NPT	M
Top Entry	21	3/4"	25	70.1554	70.1554NP	79.1554	70.1564	70.1564NP	79.1564	●	■	▲
	29	1"	32	70.1556	70.1556NP	79.1556	70.1566	70.1566NP	79.1566	●	■	▲
Side Entry	21	3/4"	25	70.1574	70.1574NP	79.1574	70.1584	70.1584NP	79.1584	●	■	▲
	29	1"	32	70.1576	70.1576NP	79.1576	70.1586	70.1586NP	79.1586	●	■	▲

Metric hoods do not come with a neck.

www.contactelectronics.com
800-221-1451

Rectangular Connectors HBE Series

HBE 24 PANEL MOUNT BASES WITH DOUBLE LEVER BOLTS



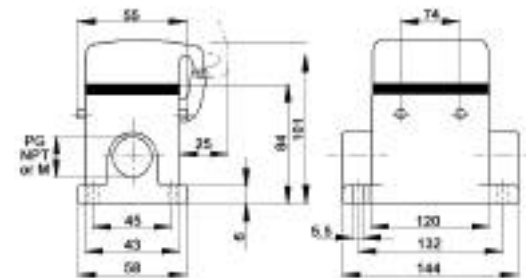
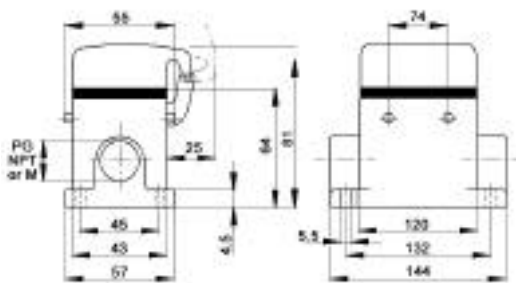
All dimensions are in mm.

Description	Standard Grey Coating	Black Coating (NEMA 4X)
Panel Mount with Dust cover	10.1030	70.1335
Panel Mount without cover	10.1031	-

HBE 24 SURFACE MOUNT BASES WITH DOUBLE LEVER BOLTS

STANDARD PROFILE

HIGH PROFILE



All dimensions are in mm.

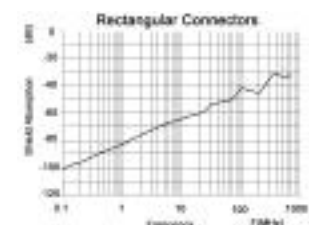
# of Entries	Size of Entry			Standard Grey Coating			Black Coating (NEMA 4X)			Strain Relief		
	PG	NPT	Metric	PG Part #	NPT Part #	Metric Part #	PG Part #	NPT Part #	Metric Part #			
2 Entries	21	3/4"	25	10.1090	10.1090NP	19.1090	70.1480	70.1480NP	79.1480	●	■	▲
1 Entry	21	3/4"	25	10.1070	10.1070NP	19.1070	70.1470	70.1470NP	79.1470	●	■	▲
High Profile with 2 Entries	21	3/4"	25	70.1462	70.1462NP	79.1462	70.1482	70.1482NP	79.1482	●	■	▲
	29	1"	32	70.1464	70.1464NP	79.1464	70.1484	70.1484NP	79.1484	●	■	▲
High Profile with 1 Entry	21	3/4"	25	70.1452	70.1452NP	79.1452	70.1472	70.1472NP	79.1472	●	■	▲
	29	1"	32	70.1454	70.1454NP	79.1454	70.1474	70.1474NP	79.1474	●	■	▲

EMC PROTECTION



	PG/NPT	Metric
Panel Mount Base	70.3503	79.3503
Surface Mount & Cable Coupler Hood	70.3523	79.3523

EMC Shielding is retrofittable.




www.contactelectronics.com
800-221-1451


Rectangular Connectors HBE Series

HBE 32 SCREW & CRIMP TERMINATED INSERTS

SCREW TERMINATED



View from Cable Side

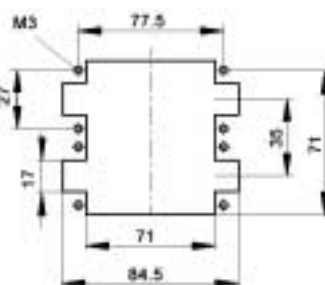
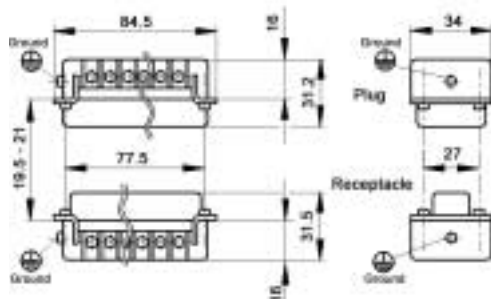


CRIMP TERMINATED

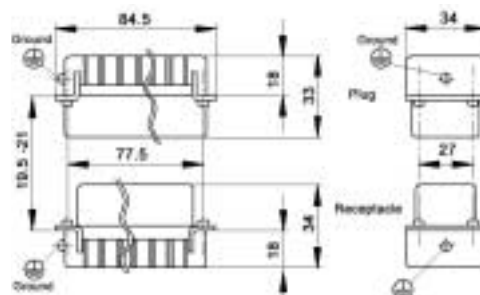


Panel Cut-Out

Contacts Sold Separately



All dimensions are in mm.

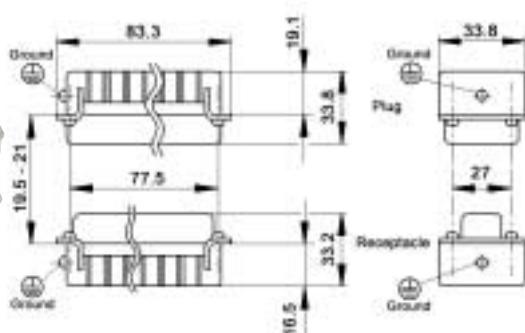


These inserts fit in the HBE 32 Series Housings which are on the following pages.

	Plug	Receptacle
Screw Terminated with wire protection (#1-16)	10.1940	10.1950
Screw Terminated with wire protection (#17-32)	10.2020	10.2030
Screw Terminated without wire protection (#1-16)	10.1941	10.1951
Screw Terminated without wire protection (#17-32)	10.2021	10.2031
Crimp Terminated: Machined (#1-16)	10.1840	10.1850
Crimp Terminated: Machined (#17-32)	10.1842	10.1852

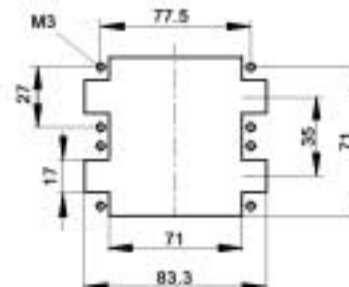
Crimp Contacts are on the next page.

HBE 32 SCREWLESS SPRING CAGE CLAMP INSERTS



All dimensions are in mm.

Panel Cut-Out



Same View from Cable Side as Screw & Crimp Termination

	Plug	Receptacle
Screwless Cage Clamp (#1-16)	10.4002	10.4012
Screwless Cage Clamp (#17-32)	10.4004	10.4014

These inserts fit in the HBE 32 Series Housings which are on the following pages.

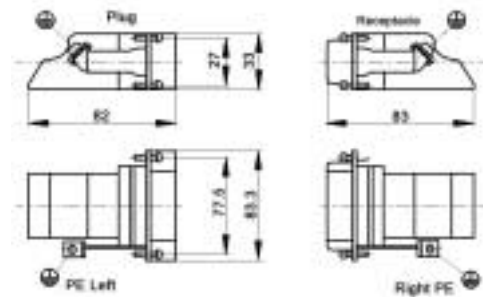
www.contactelectronics.com
800-221-1451

Rectangular Connectors HBE Series

HBE 32 TERMINAL BLOCK ADAPTER INSERTS



Marking
Accessories




All dimensions are in mm.

These terminal block inserts only fit in HBE 32 panel mount bases.

	Plug	Receptacle
Terminal Block: Right Ground (#1-16)	70.3040	70.3041
Terminal Block: Left Ground (#17-32)	70.3042	70.3043

Two terminal block inserts mate with two screw terminated inserts.

View from Cable Side



CONTACTS FOR HBE CRIMP TERMINATED INSERTS

HBE MACHINED CONTACTS: DIAMETER 2.5MM



Bags of 100						
mm2	AWG	Silver		Gold		Stripping Length (mm)
		Pin	Socket	Pin	Socket	
0.5	20	11.1900	11.1950	11.1920	11.1970	Pin=7.4, Socket =7.3
.75 - 1.0	18	11.1901	11.1951	11.1921	11.1971	Pin=7.4, Socket =7.3
1.5	16	11.1902	11.1952	11.1922	11.1972	Pin=7.4, Socket =7.3
2.5	14	11.1903	11.1953	-	-	Pin=7.4, Socket =7.3
4.0	12	11.1904	11.1954	-	-	Pin=7.4, Socket =7.3

TOOLS

WIRE GAUGE: 0.5 - 4.0 MM2



Locator
11.1472



Crimp Dies
11.1471



Crimp Tool
11.1470



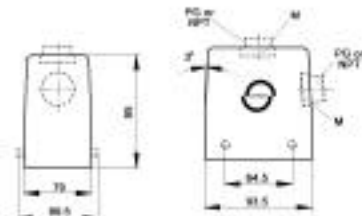
Removal Tool:
11.1825

www.contactelectronics.com
800-221-1451

Rectangular Connectors HBE Series

HBE 32 HIGH PROFILE HOODS WITH DOUBLE LEVER BOLTS

TOP ENTRY



SIDE ENTRY



Metric hoods do not come with a neck.

Position of Cable Entry	Size of Entry			Standard Grey Coating			Strain Relief		
	PG	NPT	Metric	PG Part #	NPT Part #	Metric Part #	PG	NPT	M
Top Entry	29	1"	32	10.1340	10.1340NP	19.1340	●	■	▲
Side Entry	21	3/4"	25	10.1350	10.1350NP	19.1350	●	■	▲
	29	1"	32	10.1360	10.1360NP	19.1360	●	■	▲

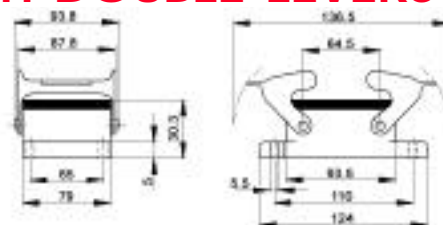
All dimensions are in mm.

HBE 32 PANEL MOUNT BASES WITH DOUBLE LEVERS




Standard Grey Coating
10.1320

All dimensions are in mm.

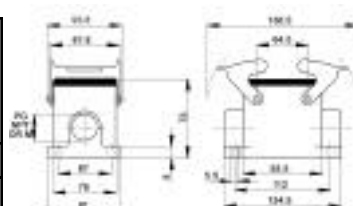


HBE 32 SURFACE MOUNT BASE WITH DOUBLE LEVERS



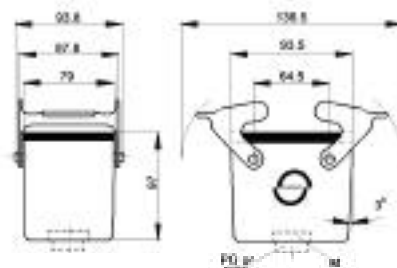
# of Entries	Size of Entry			Standard Grey Coating		
	PG	NPT	Metric	PG Part #	NPT Part #	Metric Part #
2 Entries	29	1"	32	10.1380	10.1380NP	19.1380
1 Entry	29	1"	32	10.1370	10.1370NP	19.1370

All dimensions are in mm.



HBE 32 CABLE COUPLER WITH DOUBLE LEVERS

Size of Entry			Standard Grey Coating			Strain Relief		
PG	NPT	Metric	PG Part #	NPT Part #	Metric Part #	PG	NPT	M
29	1"	32	10.1395	10.1395NP	19.1395	●	■	▲

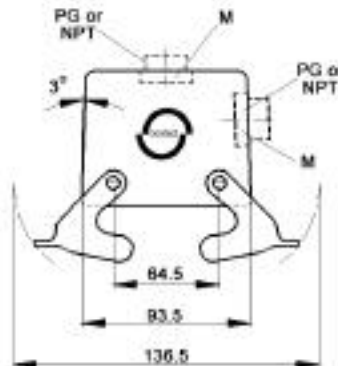
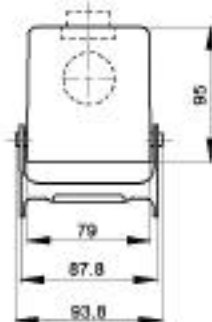


www.contactelectronics.com
800-221-1451

Rectangular Connectors HBE Series

HBE 32 HIGH PROFILE HOODS WITH DOUBLE LEVERS

TOP ENTRY



SIDE ENTRY



All dimensions are in mm.

Position of Entry	Size of Entry			Standard Grey Coating			Strain Relief		
	PG	NPT	Metric	PG Part #	NPT Part #	Metric Part #	PG	NPT	M
Top Entry	29	1"	32	70.2050	70.2050NP	79.2050	●	■	▲
Side Entry	29	1"	32	10.1366	10.1366NP	19.1366	●	■	▲

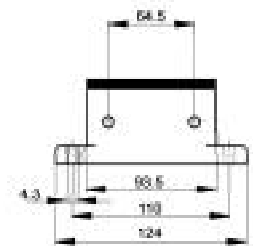
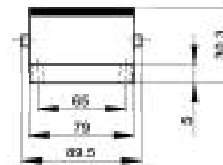
Metric hoods do not come with a neck.

HBE 32 PANEL MOUNT BASES WITH DOUBLE LEVER BOLTS

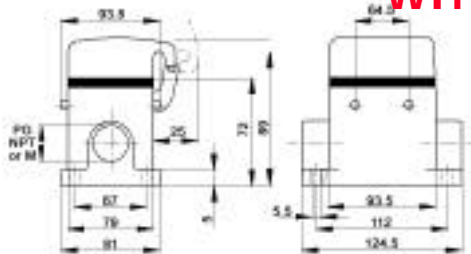


Standard Grey Coating
10.1323

All dimensions are in mm.



HBE 32 SURFACE MOUNT BASES WITH DOUBLE LEVER BOLTS



All dimensions are in mm.



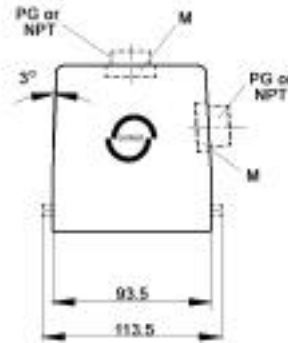
# of Entries	Size of Entry			Standard Grey Coating			Strain Relief		
	PG	NPT	Metric	PG Part #	NPT Part #	Metric Part #	PG	NPT	M
2 Entries	21	3/4"	25	70.1961	70.1961NP	79.1961	●	■	▲
1 Entry	21	3/4"	25	10.1373	10.1373NP	19.1373	●	■	▲

www.contactelectronics.com
800-221-1451

Rectangular Connectors HBE Series

HBE 32 HOOD WITH SINGLE LEVER BOLTS

TOP ENTRY



SIDE ENTRY

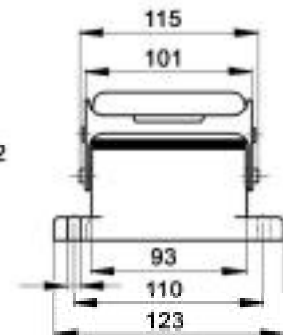
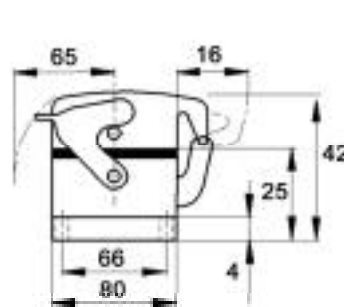


Position of Cable Entry	Size of Entry			Black Coating			Strain Relief		
	PG	NPT	Metric	PG Part #	NPT Part #	Metric Part #	PG	NPT	M
Top Entry	29	1"	32	10.1340SB	10.1340SBNP	19.1340SB	●	■	▲
Side Entry	21	3/4"	25	10.1350SB	10.1350SBNP	19.1350SB	●	■	▲
	29	1"	32	10.1360SB	10.1360SBNP	19.1360SB	●	■	▲

Metric hoods do not come with a neck.

All dimensions are in mm.

HBE 32 PANEL MOUNT BASE WITH SINGLE LEVER



All dimensions are in mm.

Part #
10.1320-L

* Please note that these hoods and base are not EP.

www.contactelectronics.com
800-221-1451


Rectangular Connectors HBE Series

HBE 48 SCREW & CRIMP TERMINATED INSERTS

SCREW TERMINATED



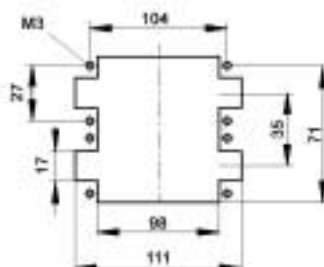
View from Cable Side



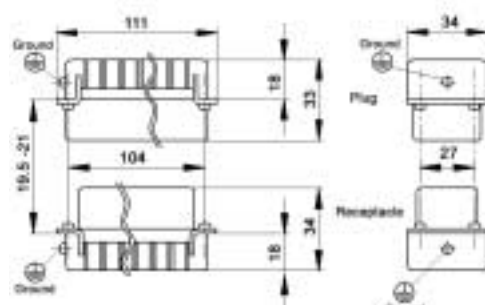
CRIMP TERMINATED



Panel Cut-Out



Contacts Sold Separately




All dimensions are in mm.

These inserts fit in the HBE 48 Series Housings which are on the following pages.

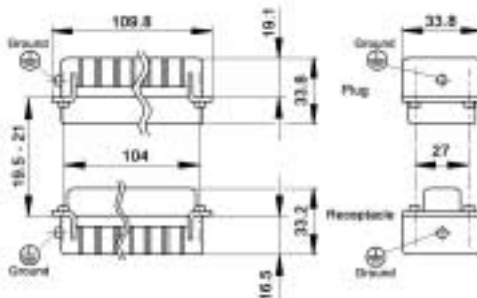
	Plug	Receptacle
Screw Terminated with wire protection (#1-24)	10.1960	10.1970
Screw Terminated with wire protection (#25-48)	10.2040	10.2050
Screw Terminated without wire protection (#1-24)	10.1961	10.1971
Screw Terminated without wire protection (#25-48)	10.2041	10.2051
Crimp Terminated: Machined (#1-24)	10.1860	10.1870
Crimp Terminated: Machined (#25-48)	10.1862	10.1872

Crimp Contacts are on the next page.

HBE 48 SCREWLESS SPRING CAGE CLAMP INSERTS



Panel Cut-Out



All dimensions are in mm.

Same View from Cable Side as Screw & Crimp Termination

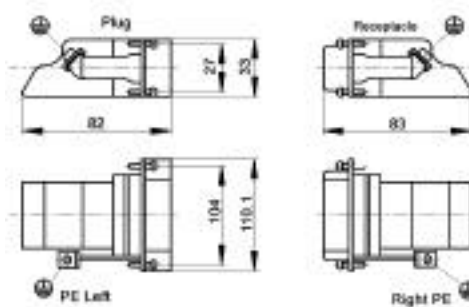

	Plug	Receptacle
Screwless Cage Clamp (#1-24)	10.4003	10.4013
Screwless Cage Clamp (#25-48)	10.4005	10.4015

These inserts fit in the HBE 48 Series Housings which are on the following pages.

www.contactelectronics.com
800-221-1451

Rectangular Connectors HBE Series

HBE 48 TERMINAL BLOCK ADAPTER INSERTS




All dimensions are in mm.

View from Cable Side

These terminal block inserts only fit in HBE 48 panel mount bases.

	Plug	Receptacle
Terminal Block: Right Ground (#1-24)	70.3060	70.3061
Terminal Block: Left Ground (#25-48)	70.3062	70.3063

Two terminal block inserts mate with two screw terminated inserts.



CONTACTS FOR HBE CRIMP TERMINATED INSERTS

HBE MACHINED CONTACTS: DIAMETER 2.5MM



Bags of 100						
mm2	AWG	Silver		Gold		Stripping Length
		Pin	Socket	Pin	Socket	
.5	20	11.1900	11.1950	11.1920	11.1970	Pin=7.4, Socket =7.3
.75 - 1.0	18	11.1901	11.1951	11.1921	11.1971	Pin=7.4, Socket =7.3
1.5	16	11.1902	11.1952	11.1922	11.1972	Pin=7.4, Socket =7.3
2.5	14	11.1903	11.1953	-	-	Pin=7.4, Socket =7.3
4.0	12	11.1904	11.1954	-	-	Pin=7.4, Socket =7.3

TOOLS

WIRE GAUGE: 0.5 - 4.0 MM2




Locator
11.1472



Crimp Dies
11.1471



Crimp Tool
11.1470



Removal Tool:
11.1825

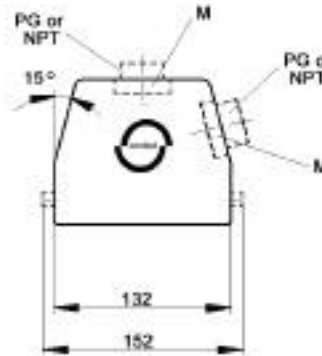
www.contactelectronics.com
800-221-1451

Rectangular Connectors HBE Series

HBE 48 HOODS WITH SINGLE LEVER BOLTS

TOP ENTRY

SIDE ENTRY

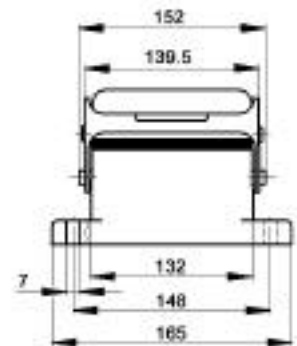
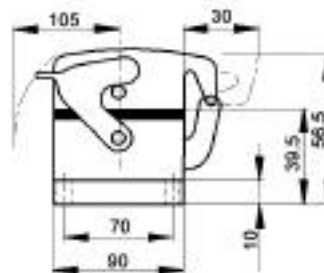


Position of Cable Entry	Size of Entry			Standard Grey Coating			Strain Relief		
	PG	NPT	Metric	PG Part #	NPT Part #	Metric Part #	PG	NPT	M
Top Entry	29	1"	32	10.1550	10.1550NP	19.1550	●	■	▲
	36	1 1/4"	40	10.1560	10.1560NP	19.1560	●	■	▲
	42	-	50	10.1570	-	19.1570	●	■	▲
Side Entry	29	1"	32	10.1580	10.1580NP	19.1580	●	■	▲
	36	1 1/4"	40	10.1590	10.1590NP	19.1590	●	■	▲
	42	-	50	10.1600	-	19.1600	●	■	▲

All dimensions are in mm.

Metric hoods do not come with a neck.

HBE 48 PANEL MOUNT BASES WITH SINGLE LEVER



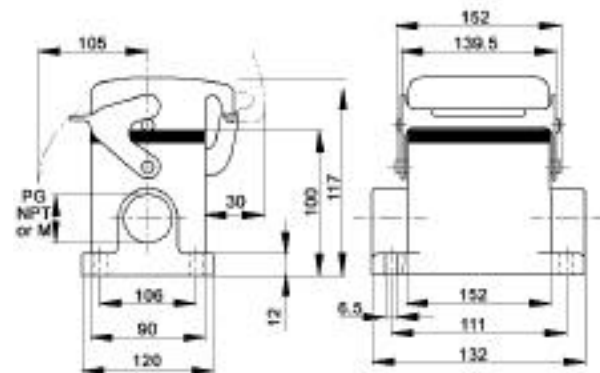
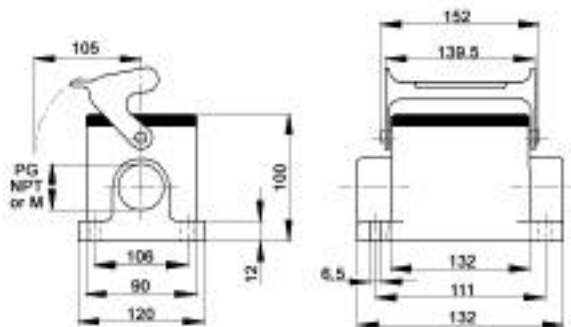

All dimensions are in mm.

Without Dust Cover	With Dust Cover with hold down screws and no dust cover bolts	With Dust Cover with hold down screws and dust cover bolts
10.1610	10.1520	10.1525

www.contactelectronics.com
800-221-1451

Rectangular Connectors HBE Series

HBE 48 SURFACE MOUNT BASES WITH LEVERS



All dimensions are in mm.

Position of Cable Entry	Size of Entry			Standard Grey Coating			Strain Relief		
	PG	NPT	Metric	PG Part #	NPT Part #	Metric Part #	PG	NPT	M
2 Entries	29	1"	32	10.1660	10.1660NP	19.1660	●	■	▲
	36	1 1/4"	40	10.1661	10.1661NP	19.1661	●	■	▲
1 Entry	29	1"	32	10.1650	10.1650NP	19.1650	●	■	▲
	36	1 1/4"	40	10.1651	10.1651NP	19.1651	●	■	▲
2 Entries with dust cover	29	1"	32	10.1680	10.1680NP	19.1680	●	■	▲
	36	1 1/4"	40	10.1681	10.1681NP	19.1681	●	■	▲
1 Entry with dust cover	29	1"	32	10.1670	10.1670NP	19.1670	●	■	▲
	36	1 1/4"	40	10.1671	10.1671NP	19.1671	●	■	▲

www.contactelectronics.com
800-221-1451