


Rectangular Connectors HBE Series

HBE 48 SCREW & CRIMP TERMINATED INSERTS

SCREW TERMINATED



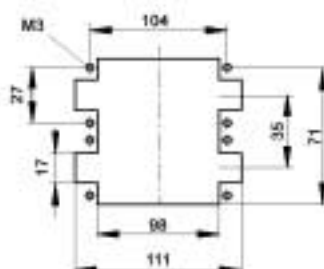
View from Cable Side



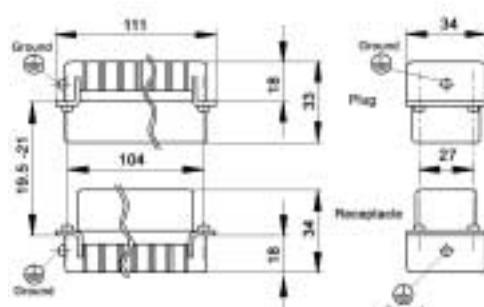
CRIMP TERMINATED



Panel Cut-Out



Contacts Sold Separately




All dimensions are in mm.

These inserts fit in the HBE 48 Series Housings which are on the following pages.

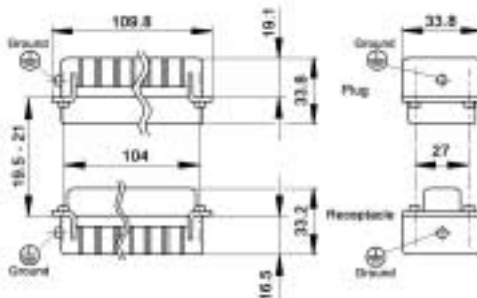
	Plug	Receptacle
Screw Terminated with wire protection (#1-24)	10.1960	10.1970
Screw Terminated with wire protection (#25-48)	10.2040	10.2050
Screw Terminated without wire protection (#1-24)	10.1961	10.1971
Screw Terminated without wire protection (#25-48)	10.2041	10.2051
Crimp Terminated: Machined (#1-24)	10.1860	10.1870
Crimp Terminated: Machined (#25-48)	10.1862	10.1872

Crimp Contacts are on the next page.

HBE 48 SCREWLESS SPRING CAGE CLAMP INSERTS



Panel Cut-Out



All dimensions are in mm.

Same View from Cable Side as Screw & Crimp Termination

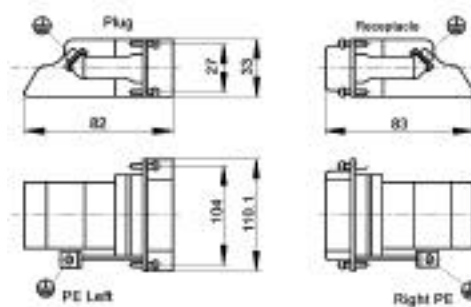

	Plug	Receptacle
Screwless Cage Clamp (#1-24)	10.4003	10.4013
Screwless Cage Clamp (#25-48)	10.4005	10.4015

These inserts fit in the HBE 48 Series Housings which are on the following pages.

www.contactelectronics.com
800-221-1451

Rectangular Connectors HBE Series

HBE 48 TERMINAL BLOCK ADAPTER INSERTS




All dimensions are in mm.

View from Cable Side

These terminal block inserts only fit in HBE 48 panel mount bases.

	Plug	Receptacle
Terminal Block: Right Ground (#1-24)	70.3060	70.3061
Terminal Block: Left Ground (#25-48)	70.3062	70.3063

Two terminal block inserts mate with two screw terminated inserts.



CONTACTS FOR HBE CRIMP TERMINATED INSERTS

HBE MACHINED CONTACTS: DIAMETER 2.5MM



Bags of 100						
mm2	AWG	Silver		Gold		Stripping Length
		Pin	Socket	Pin	Socket	
.5	20	11.1900	11.1950	11.1920	11.1970	Pin=7.4, Socket =7.3
.75 - 1.0	18	11.1901	11.1951	11.1921	11.1971	Pin=7.4, Socket =7.3
1.5	16	11.1902	11.1952	11.1922	11.1972	Pin=7.4, Socket =7.3
2.5	14	11.1903	11.1953	-	-	Pin=7.4, Socket =7.3
4.0	12	11.1904	11.1954	-	-	Pin=7.4, Socket =7.3

TOOLS

WIRE GAUGE: 0.5 - 4.0 MM2




Locator
11.1472



Crimp Dies
11.1471



Crimp Tool
11.1470



Removal Tool:
11.1825

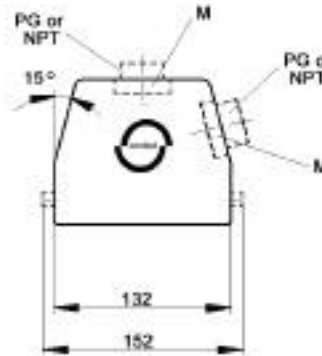
www.contactelectronics.com
800-221-1451

Rectangular Connectors HBE Series

HBE 48 HOODS WITH SINGLE LEVER BOLTS

TOP ENTRY

SIDE ENTRY

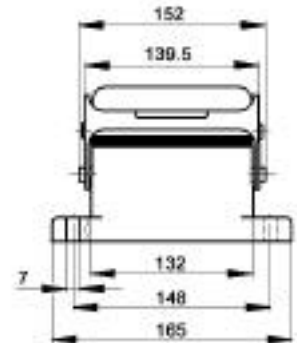
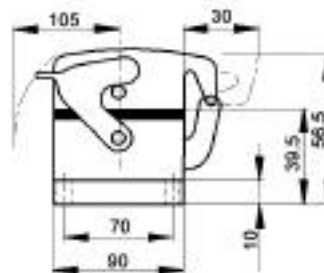


Position of Cable Entry	Size of Entry			Standard Grey Coating			Strain Relief		
	PG	NPT	Metric	PG Part #	NPT Part #	Metric Part #	PG	NPT	M
Top Entry	29	1"	32	10.1550	10.1550NP	19.1550	●	■	▲
	36	1 1/4"	40	10.1560	10.1560NP	19.1560	●	■	▲
	42	-	50	10.1570	-	19.1570	●	■	▲
Side Entry	29	1"	32	10.1580	10.1580NP	19.1580	●	■	▲
	36	1 1/4"	40	10.1590	10.1590NP	19.1590	●	■	▲
	42	-	50	10.1600	-	19.1600	●	■	▲

All dimensions are in mm.

Metric hoods do not come with a neck.

HBE 48 PANEL MOUNT BASES WITH SINGLE LEVER



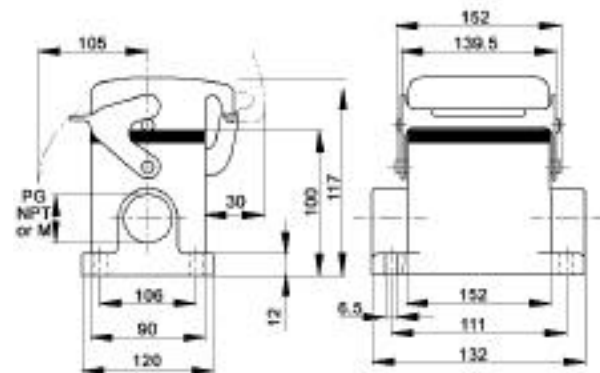
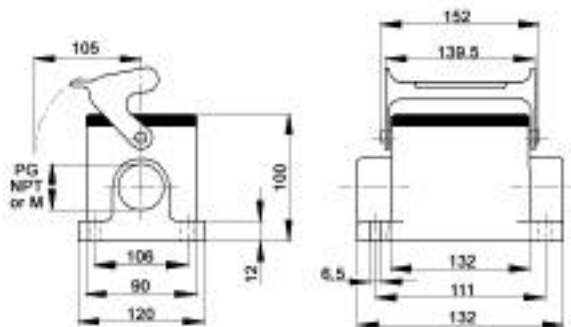

All dimensions are in mm.

Without Dust Cover	With Dust Cover with hold down screws and no dust cover bolts	With Dust Cover with hold down screws and dust cover bolts
10.1610	10.1520	10.1525

www.contactelectronics.com
800-221-1451

Rectangular Connectors HBE Series

HBE 48 SURFACE MOUNT BASES WITH LEVERS



All dimensions are in mm.

Position of Cable Entry	Size of Entry			Standard Grey Coating			Strain Relief		
	PG	NPT	Metric	PG Part #	NPT Part #	Metric Part #	PG	NPT	M
2 Entries	29	1"	32	10.1660	10.1660NP	19.1660	●	■	▲
	36	1 1/4"	40	10.1661	10.1661NP	19.1661	●	■	▲
1 Entry	29	1"	32	10.1650	10.1650NP	19.1650	●	■	▲
	36	1 1/4"	40	10.1651	10.1651NP	19.1651	●	■	▲
2 Entries with dust cover	29	1"	32	10.1680	10.1680NP	19.1680	●	■	▲
	36	1 1/4"	40	10.1681	10.1681NP	19.1681	●	■	▲
1 Entry with dust cover	29	1"	32	10.1670	10.1670NP	19.1670	●	■	▲
	36	1 1/4"	40	10.1671	10.1671NP	19.1671	●	■	▲

www.contactelectronics.com
800-221-1451