



Rectangular Connectors HBE Series

HBE 32 SCREW & CRIMP TERMINATED INSERTS

SCREW TERMINATED

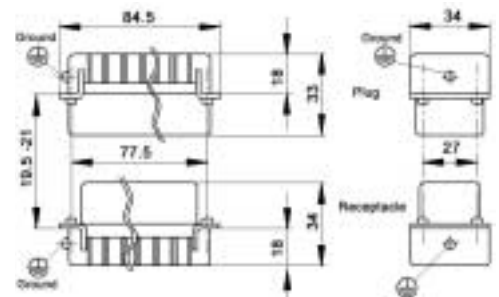
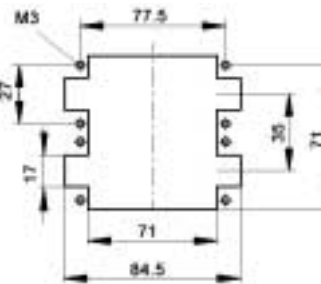
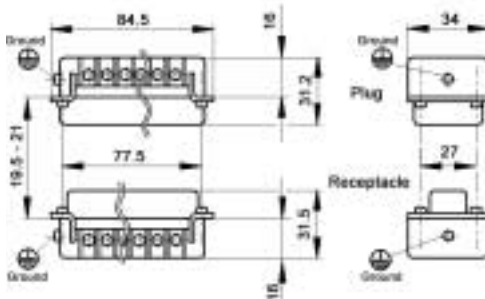
View from Cable Side

CRIMP TERMINATED



Panel Cut-Out

Contacts Sold Separately



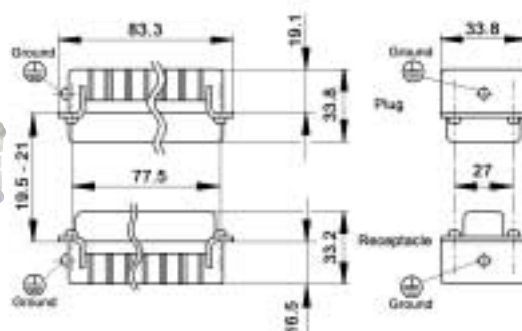
All dimensions are in mm.

These inserts fit in the HBE 32 Series Housings which are on the following pages.

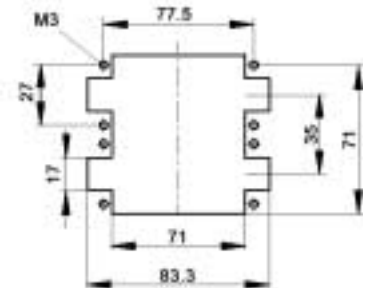
	Plug	Receptacle
Screw Terminated with wire protection (#1-16)	10.1940	10.1950
Screw Terminated with wire protection (#17-32)	10.2020	10.2030
Screw Terminated without wire protection (#1-16)	10.1941	10.1951
Screw Terminated without wire protection (#17-32)	10.2021	10.2031
Crimp Terminated: Machined (#1-16)	10.1840	10.1850
Crimp Terminated: Machined (#17-32)	10.1842	10.1852

Crimp Contacts are on the next page.

HBE 32 SCREWLESS SPRING CAGE CLAMP INSERTS



Panel Cut-Out



All dimensions are in mm.

Same View from Cable Side as Screw & Crimp Termination

	Plug	Receptacle
Screwless Cage Clamp (#1-16)	10.4002	10.4012
Screwless Cage Clamp (#17-32)	10.4004	10.4014

These inserts fit in the HBE 32 Series Housings which are on the following pages.

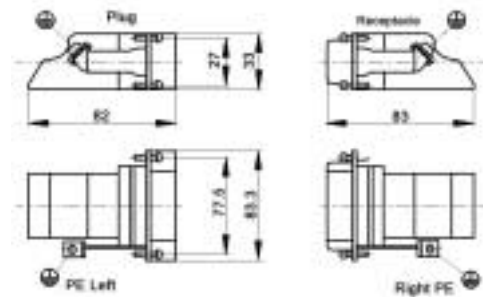
www.contactelectronics.com
800-221-1451

Rectangular Connectors HBE Series

HBE 32 TERMINAL BLOCK ADAPTER INSERTS



Marking Accessories




All dimensions are in mm.

These terminal block inserts only fit in HBE 32 panel mount bases.

	Plug	Receptacle
Terminal Block: Right Ground (#1-16)	70.3040	70.3041
Terminal Block: Left Ground (#17-32)	70.3042	70.3043

Two terminal block inserts mate with two screw terminated inserts.

View from Cable Side



CONTACTS FOR HBE CRIMP TERMINATED INSERTS

HBE MACHINED CONTACTS: DIAMETER 2.5MM



Bags of 100						
mm2	AWG	Silver		Gold		Stripping Length (mm)
		Pin	Socket	Pin	Socket	
0.5	20	11.1900	11.1950	11.1920	11.1970	Pin=7.4, Socket =7.3
.75 - 1.0	18	11.1901	11.1951	11.1921	11.1971	Pin=7.4, Socket =7.3
1.5	16	11.1902	11.1952	11.1922	11.1972	Pin=7.4, Socket =7.3
2.5	14	11.1903	11.1953	-	-	Pin=7.4, Socket =7.3
4.0	12	11.1904	11.1954	-	-	Pin=7.4, Socket =7.3

TOOLS

WIRE GAUGE: 0.5 - 4.0 MM2



Locator
11.1472



Crimp Dies
11.1471



Crimp Tool
11.1470



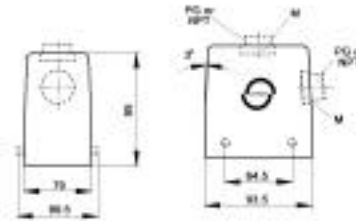
Removal Tool:
11.1825

www.contactelectronics.com
800-221-1451

Rectangular Connectors HBE Series

HBE 32 HIGH PROFILE HOODS WITH DOUBLE LEVER BOLTS

TOP ENTRY



SIDE ENTRY



Metric hoods do not come with a neck.

Position of Cable Entry	Size of Entry			Standard Grey Coating			Strain Relief		
	PG	NPT	Metric	PG Part #	NPT Part #	Metric Part #	PG	NPT	M
Top Entry	29	1"	32	10.1340	10.1340NP	19.1340	●	■	▲
Side Entry	21	3/4"	25	10.1350	10.1350NP	19.1350	●	■	▲
	29	1"	32	10.1360	10.1360NP	19.1360	●	■	▲

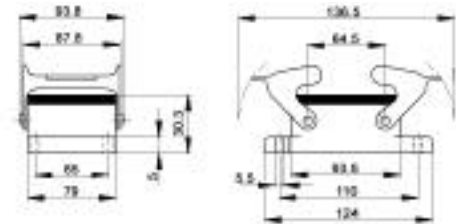
All dimensions are in mm.

HBE 32 PANEL MOUNT BASES WITH DOUBLE LEVERS



Standard Grey Coating
10.1320

All dimensions are in mm.

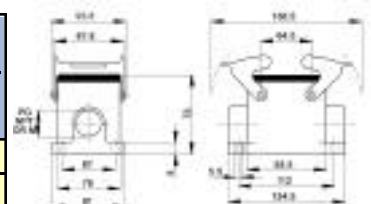


HBE 32 SURFACE MOUNT BASE WITH DOUBLE LEVERS



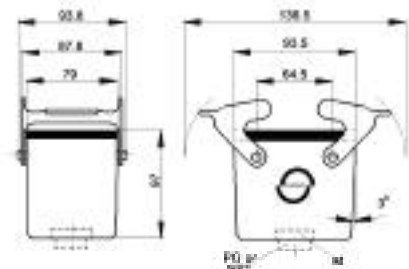
# of Entries	Size of Entry			Standard Grey Coating		
	PG	NPT	Metric	PG Part #	NPT Part #	Metric Part #
2 Entries	29	1"	32	10.1380	10.1380NP	19.1380
1 Entry	29	1"	32	10.1370	10.1370NP	19.1370

All dimensions are in mm.



HBE 32 CABLE COUPLER WITH DOUBLE LEVERS

Size of Entry			Standard Grey Coating			Strain Relief		
PG	NPT	Metric	PG Part #	NPT Part #	Metric Part #	PG	NPT	M
29	1"	32	10.1395	10.1395NP	19.1395	●	■	▲

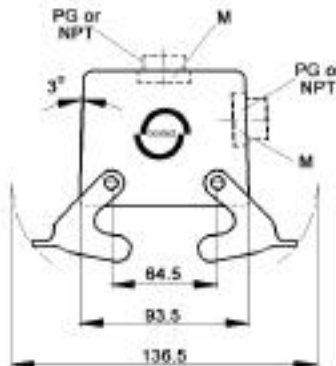
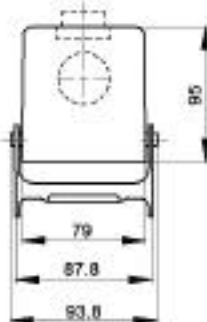


www.contactelectronics.com
800-221-1451

Rectangular Connectors HBE Series

HBE 32 HIGH PROFILE HOODS WITH DOUBLE LEVERS

TOP ENTRY



SIDE ENTRY



All dimensions are in mm.

Position of Entry	Size of Entry			Standard Grey Coating			Strain Relief		
	PG	NPT	Metric	PG Part #	NPT Part #	Metric Part #	PG	NPT	M
Top Entry	29	1"	32	70.2050	70.2050NP	79.2050	●	■	▲
Side Entry	29	1"	32	10.1366	10.1366NP	19.1366	●	■	▲

Metric hoods do not come with a neck.

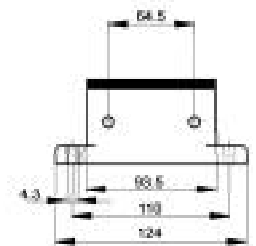
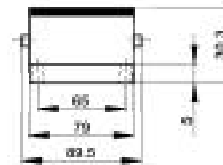
HBE 32 PANEL MOUNT BASES WITH DOUBLE LEVER BOLTS



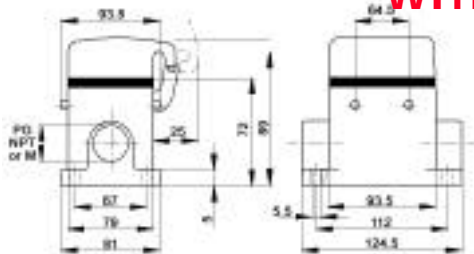
Standard Grey Coating

10.1323

All dimensions are in mm.



HBE 32 SURFACE MOUNT BASES WITH DOUBLE LEVER BOLTS



All dimensions are in mm.



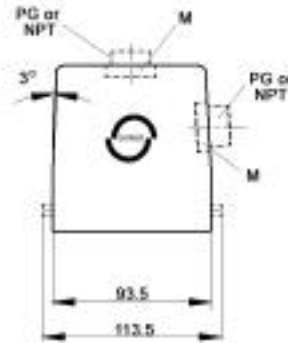
# of Entries	Size of Entry			Standard Grey Coating			Strain Relief		
	PG	NPT	Metric	PG Part #	NPT Part #	Metric Part #	PG	NPT	M
2 Entries	21	3/4"	25	70.1961	70.1961NP	79.1961	●	■	▲
1 Entry	21	3/4"	25	10.1373	10.1373NP	19.1373	●	■	▲

www.contactelectronics.com
800-221-1451

Rectangular Connectors HBE Series

HBE 32 HOOD WITH SINGLE LEVER BOLTS

TOP ENTRY



SIDE ENTRY

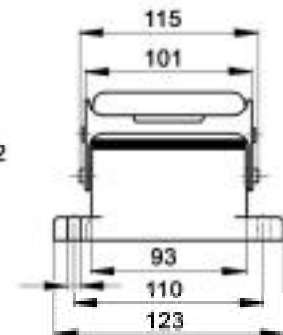
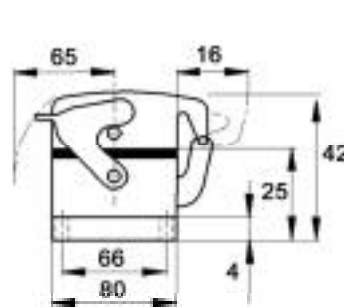


Position of Cable Entry	Size of Entry			Black Coating			Strain Relief		
	PG	NPT	Metric	PG Part #	NPT Part #	Metric Part #	PG	NPT	M
Top Entry	29	1"	32	10.1340SB	10.1340SBNP	19.1340SB	●	■	▲
Side Entry	21	3/4"	25	10.1350SB	10.1350SBNP	19.1350SB	●	■	▲
	29	1"	32	10.1360SB	10.1360SBNP	19.1360SB	●	■	▲

Metric hoods do not come with a neck.

All dimensions are in mm.

HBE 32 PANEL MOUNT BASE WITH SINGLE LEVER



All dimensions are in mm.

Part #
10.1320-L

* Please note that these hoods and base are not EP.

www.contactelectronics.com
800-221-1451