


Rectangular Connectors HBE Series

HBE 16 SCREW & CRIMP TERMINATED INSERTS

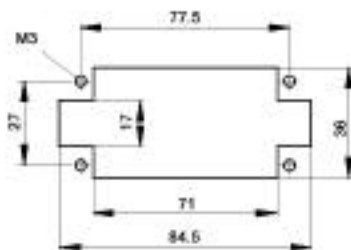
SCREW TERMINATED



View from Cable Side



Panel Cut-Out

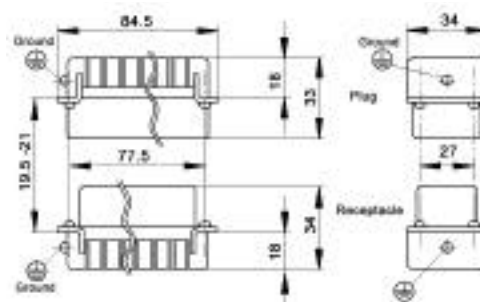


All dimensions are in mm.

CRIMP TERMINATED



Contacts Sold Separately




These inserts fit in the HBE 16 Series Housings which are on the following pages.

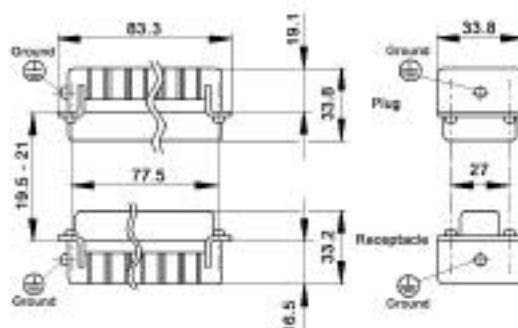
	Plug	Receptacle
Screw Terminated with wire protection	10.1940	10.1950
Screw Terminated without wire protection	10.1941	10.1951
Crimp Terminated: Machined	10.1840	10.1850

Crimp Contacts are on the next page.

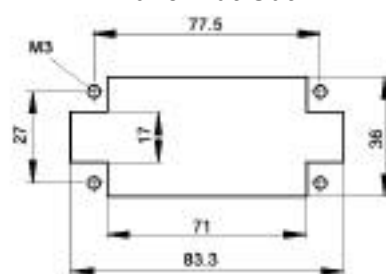
HBE 16 SCREWLESS SPRING CAGE CLAMP INSERTS



Panel Cut-Out



All dimensions are in mm.



Same View from Cable Side as Screw & Crimp Termination

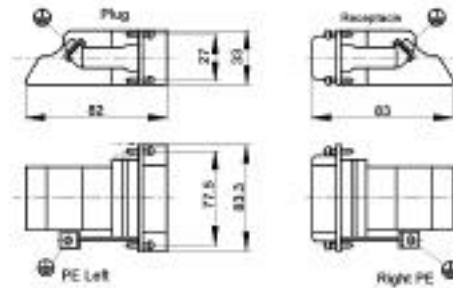

	Plug	Receptacle
Screwless Cage Clamp	10.4002	10.4012

These inserts fit in the HBE 16 Series Housings which are on the following pages.

www.contactelectronics.com
800-221-1451

Rectangular Connectors HBE Series

HBE 16 TERMINAL BLOCK ADAPTER INSERTS




All dimensions are in mm.

View from Cable Side


These terminal block inserts only fit in HBE 16 panel mount bases.

	Plug	Receptacle
Terminal Block: Right Ground	70.3040	70.3051
Terminal Block: Left Ground	70.3050	70.3041

One terminal block insert mates with one screw terminated insert.



CONTACTS FOR HBE CRIMP TERMINATED INSERTS HBE MACHINED CONTACTS: DIAMETER 2.5MM



Bags of 100						
mm2	AWG	Silver		Gold		Stripping Length (mm)
		Pin	Socket	Pin	Socket	
0.5	20	11.1900	11.1950	11.1920	11.1970	Pin=7.4, Socket =7.3
.75 - 1.0	18	11.1901	11.1951	11.1921	11.1971	Pin=7.4, Socket =7.3
1.5	16	11.1902	11.1952	11.1922	11.1972	Pin=7.4, Socket =7.3
2.5	14	11.1903	11.1953	-	-	Pin=7.4, Socket =7.3
4.0	12	11.1904	11.1954	-	-	Pin=7.4, Socket =7.3

TOOLS

WIRE GAUGE: 0.5 - 4.0 MM2




Locator
11.1472



Crimp Dies
11.1471



Crimp Tool
11.1470



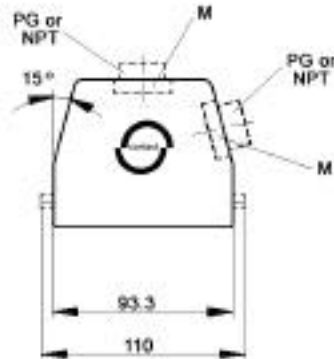
Removal Tool:
11.1825

www.contactelectronics.com
800-221-1451

Rectangular Connectors HBE Series

HBE 16 HOODS WITH SINGLE LEVER BOLTS

TOP ENTRY



SIDE ENTRY



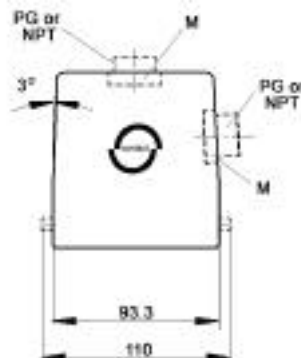
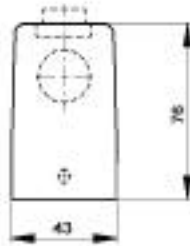
All dimensions are in mm.

Position of Cable Entry	Size of Entry			Standard Grey Coating			Black Coating (NEMA 4X)			Strain Relief		
	PG	NPT	Metric	PG Part #	NPT Part #	Metric Part #	PG Part #	NPT Part #	Metric Part #	PG	NPT	M
Top Entry	21	3/4"	25	10.0809	10.0809NP	19.0809	70.0990	70.0990NP	79.0990	●	■	▲
	29	1"	32	10.0909	10.0909NP	19.0909	-	-	-	●	■	▲
Side Entry	21	3/4"	25	10.0829	10.0829NP	19.0829	70.1090	70.1090NP	79.1090	●	■	▲
	29	1"	32	10.0929	10.0929NP	19.0929	-	-	-	●	■	▲

Metric hoods do not come with a neck.

HBE 16 HIGH PROFILE HOODS WITH SINGLE LEVER BOLTS

TOP ENTRY



SIDE ENTRY



All dimensions are in mm.

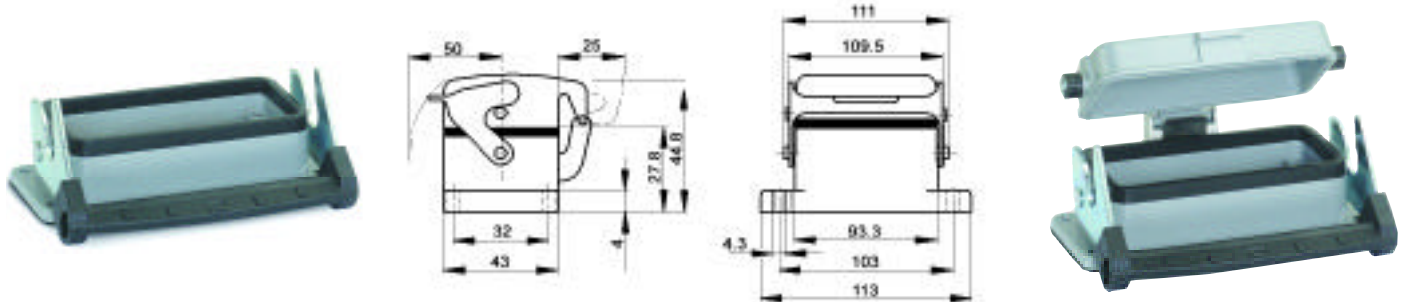
Position of Cable Entry	Size of Entry			Standard Grey Coating			Black Coating (NEMA 4X)			Strain Relief		
	PG	NPT	Metric	PG Part #	NPT Part #	Metric Part #	PG Part #	NPT Part #	Metric Part #	PG	NPT	M
Top Entry	21	3/4"	25	70.0942	70.0942NP	79.0942	70.0992	70.0992NP	79.0992	●	■	▲
	29	1"	32	70.0944	70.0944NP	79.0944	70.0994	70.0994NP	79.0994	●	■	▲
Side Entry	21	3/4"	25	70.1042	70.1042NP	79.1042	70.1092	70.1092NP	79.1092	●	■	▲
	29	1"	32	70.1044	70.1044NP	79.1044	70.1094	70.1094NP	79.1094	●	■	▲

Metric hoods do not come with a neck.

www.contactelectronics.com
800-221-1451

Rectangular Connectors HBE Series

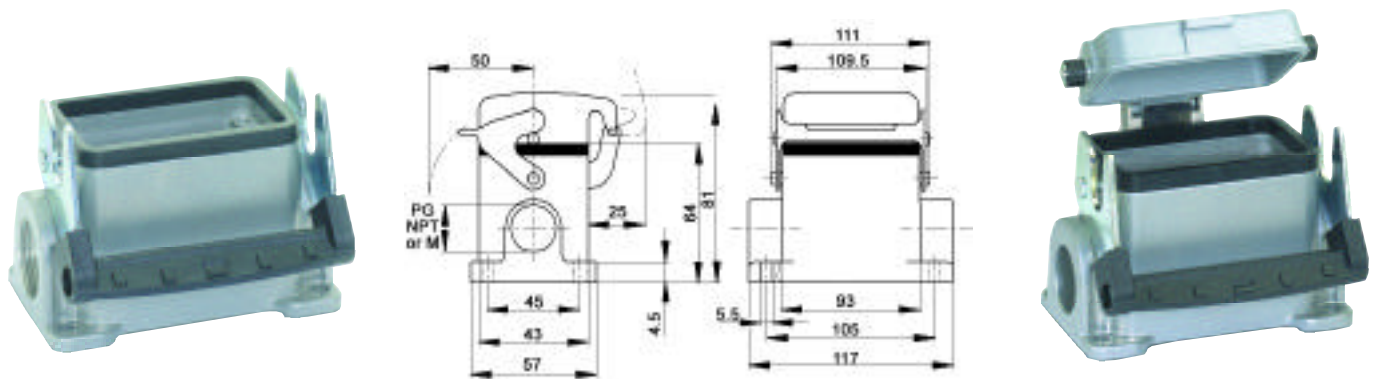
HBE 16 PANEL MOUNT BASES WITH SINGLE LEVER



All dimensions are in mm.

Description	Standard Grey Coating	Black Coating (NEMA 4X)
Panel mount without dust cover	10.0729	70.0827
Panel mount with dust cover	10.0739	70.0837

HBE 16 SURFACE MOUNT BASES WITH SINGLE LEVER



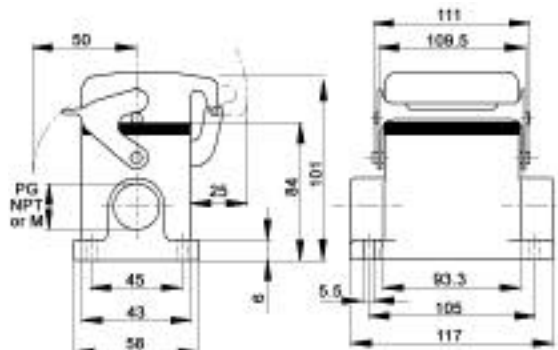
All dimensions are in mm.

# of Entries	Size of Entry			Standard Grey Coating			Black Coating (NEMA 4X)			Strain Relief
	PG	NPT	Metric	PG Part #	NPT Part #	Metric Part #	PG Part #	NPT Part #	Metric Part #	
2 Entries	21	3/4"	25	10.0759	10.0759NP	19.0759	70.1130	70.1130NP	79.1130	PG NPT M
1 Entry	21	3/4"	25	10.0749	10.0749NP	19.0749	70.1120	70.1120NP	79.1120	PG NPT M
2 Entries with dust cover	21	3/4"	25	10.0789	10.0789NP	19.0789	70.1170	70.1170NP	79.1170	PG NPT M
1 Entry with dust cover	21	3/4"	25	10.0769	10.0769NP	19.0769	70.1160	70.1160NP	79.1160	PG NPT M

www.contactelectronics.com
800-221-1451

Rectangular Connectors HBE Series

HBE 16 HIGH PROFILE SURFACE MOUNT BASES WITH SINGLE LEVER

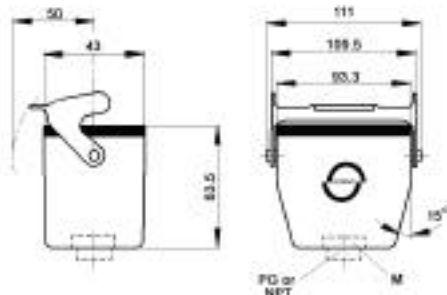


All dimensions are in mm.

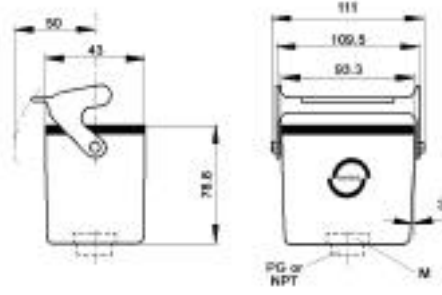
# of Entries	Size of Entry			Standard Grey Coating			Black Coating (NEMA 4X)			Strain Relief		
	PG	NPT	Metric	PG Part #	NPT Part #	Metric Part #	PG Part #	NPT Part #	Metric Part #	PG	NPT	M
2 Entries	21	3/4"	25	70.1112	70.1112NP	79.1112	70.1132	70.1132NP	79.1132	●	■	▲
	29	1"	32	70.1114	70.1114NP	79.1114	70.1134	70.1134NP	79.1134	●	■	▲
1 Entry	21	3/4"	25	70.1102	70.1102NP	79.1102	70.1122	70.1122NP	79.1122	●	■	▲
	29	1"	32	70.1104	70.1104NP	79.1104	70.1124	70.1124NP	79.1124	●	■	▲
2 Entries with dust cover	21	3/4"	25	70.1152	70.1152NP	79.1152	70.1172	70.1172NP	79.1172	●	■	▲
	29	1"	32	70.1154	70.1154NP	79.1154	70.1174	70.1174NP	79.1174	●	■	▲
1 Entry with dust cover	21	3/4"	25	70.1142	70.1142NP	79.1142	70.1162	70.1162NP	79.1162	●	■	▲
	29	1"	32	70.1144	70.1144NP	79.1144	70.1164	70.1164NP	79.1164	●	■	▲

HBE 16 CABLE COUPLER HOODS WITH SINGLE LEVER

STANDARD PROFILE



HIGH PROFILE



All dimensions are in mm.

Profile	Size of Entry			Standard Grey Coating			Black Coating (NEMA 4X)			Strain Relief		
	PG	NPT	Metric	PG Part #	NPT Part #	Metric Part #	PG Part #	NPT Part #	Metric Part #	PG	NPT	M
Standard	21	3/4"	25	10.0869	10.0869NP	19.0869	70.0930	70.0930NP	79.0930	●	■	▲
	29	1"	32	10.0969	10.0969NP	19.0969	70.0969	70.0969NP	79.0969	●	■	▲
High	21	3/4"	25	70.0922	70.0922NP	79.0922	70.0932	70.0932NP	79.0932	●	■	▲
	29	1"	32	70.0924	70.0924NP	79.0924	70.0934	70.0934NP	79.0934	●	■	▲

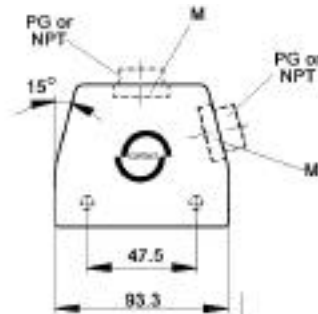
Metric hoods do not come with a neck.

www.contactelectronics.com
800-221-1451

Rectangular Connectors HBE Series

HBE 16 HOODS WITH DOUBLE LEVER BOLTS

TOP ENTRY



SIDE ENTRY



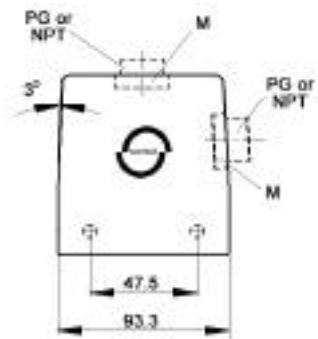
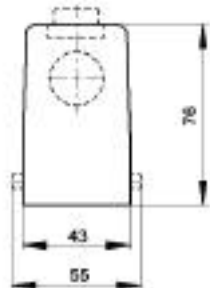
All dimensions are in mm.

Position of Cable Entry	Size of Entry			Standard Grey Coating			Black Coating (NEMA 4X)			Strain Relief		
	PG	NPT	Metric	PG Part #	NPT Part #	Metric Part #	PG Part #	NPT Part #	Metric Part #	PG	NPT	M
Top Entry	21	3/4"	25	10.0800	10.0800NP	19.0800	70.1010	70.1010NP	79.1010	●	■	▲
	29	1"	32	10.0900	10.0900NP	19.0900	-	-	-	●	■	▲
Side Entry	21	3/4"	25	10.0820	10.0820NP	19.0820	70.1030	70.1030NP	79.1030	●	■	▲
	29	1"	32	10.0920	10.0920NP	19.0920	-	-	-	●	■	▲

Metric hoods do not come with a neck.

HBE 16 HIGH PROFILE HOODS WITH DOUBLE LEVER BOLTS

TOP ENTRY



SIDE ENTRY



All dimensions are in mm.

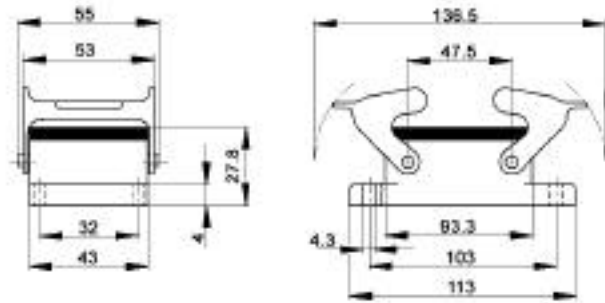
Position of Cable Entry	Size of Entry			Standard Grey Coating			Black Coating (NEMA 4X)			Strain Relief		
	PG	NPT	Metric	PG Part #	NPT Part #	Metric Part #	PG Part #	NPT Part #	Metric Part #	PG	NPT	M
Top Entry	21	3/4"	25	70.1002	70.1002NP	79.1002	70.1012	70.1012NP	79.1012	●	■	▲
	29	1"	32	70.1004	70.1004NP	79.1004	70.1014	70.1014NP	79.1014	●	■	▲
Side Entry	21	3/4"	25	70.1022	70.1022NP	79.1022	70.1032	70.1032NP	79.1032	●	■	▲
	29	1"	32	70.1024	70.1024NP	79.1024	70.1034	70.1034NP	79.1034	●	■	▲

Metric hoods do not come with a neck.

www.contactelectronics.com
800-221-1451

Rectangular Connectors HBE Series

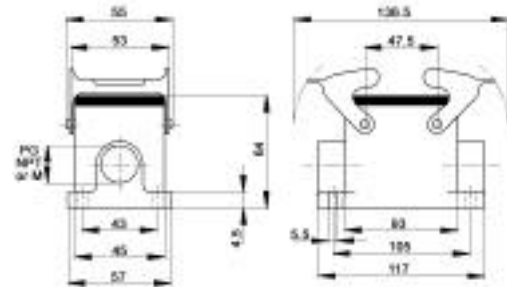
HBE 16 PANEL MOUNT BASES WITH DOUBLE LEVERS



All dimensions are in mm.

Description	Standard Grey Coating	Black Coating (NEMA 4X)
Panel Mount without Dust Cover	10.0720	70.0825

HBE 16 SURFACE MOUNT BASES WITH DOUBLE LEVERS



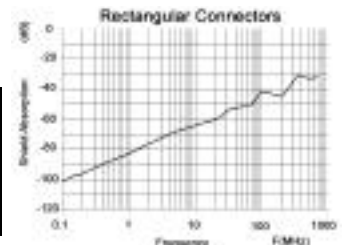
All dimensions are in mm.

Mounting Type	Size of Entry			Standard Grey Coating			Black Coating (NEMA 4X)			Strain Relief		
	PG	NPT	Metric	PG Part #	NPT Part #	Metric Part #	PG Part #	NPT Part #	Metric Part #	PG	NPT	M
2 Entries	21	3/4"	25	10.0750	10.0750NP	19.0750	70.0880	70.0880NP	79.0880	●	■	▲
1 Entry	21	3/4"	25	10.0740	10.0740NP	19.0740	70.0870	70.0870NP	79.0870	●	■	▲

EMC PROTECTION



	PG/NPT	Metric
Panel Mount Base	70.3502	79.3502
Surface Mount & Cable Coupler Hood	70.3522	79.3522

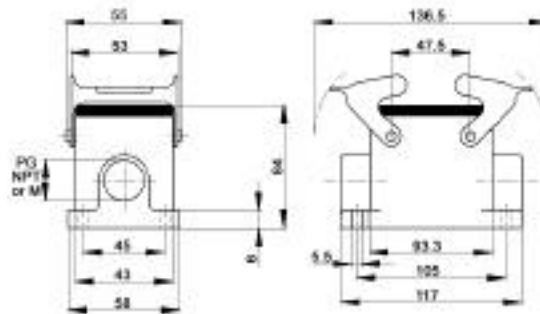


EMC Shielding is retrofittable.

www.contactelectronics.com
800-221-1451

Rectangular Connectors HBE Series

HBE 16 HIGH PROFILE BASES WITH DOUBLE LEVERS



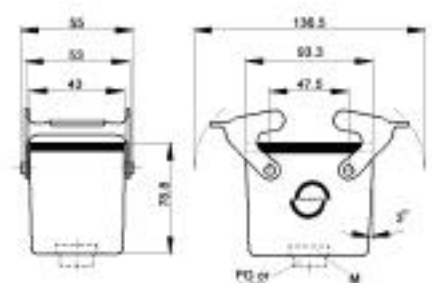
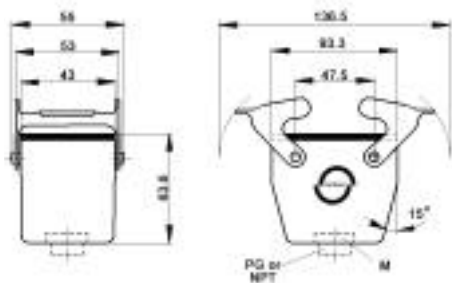
All dimensions are in mm.

# of Entries	Size of Entry			Standard Grey Coating			Black Coating (NEMA 4X)			Strain Relief		
	PG	NPT	Metric	PG Part #	NPT Part #	Metric Part #	PG Part #	NPT Part #	Metric Part #	PG	NPT	M
2 Entries	21	3/4"	25	70.0862	70.0862NP	79.0862	70.0882	70.0882NP	79.0882	●	■	▲
	29	1"	32	70.0864	70.0864NP	79.0864	70.0884	70.0884NP	79.0884	●	■	▲
1 Entry	21	3/4"	25	70.0852	70.0852NP	79.0852	70.0872	70.0872NP	79.0872	●	■	▲
	29	1"	32	70.0854	70.0854NP	79.0854	70.0874	70.0874NP	79.0874	●	■	▲

HBE 16 CABLE COUPLER HOODS WITH DOUBLE LEVERS

STANDARD PROFILE

HIGH PROFILE



All dimensions are in mm.

Profile	Size of Entry			Standard Grey Coating			Black Coating (NEMA 4X)			Strain Relief		
	PG	NPT	Metric	PG Part #	NPT Part #	Metric Part #	PG Part #	NPT Part #	Metric Part #	PG	NPT	M
Standard	21	3/4"	25	10.0860	10.0860NP	19.0860	70.0910	70.0910NP	79.0910	●	■	▲
	29	1"	32	10.0960	10.0960NP	19.0960	-	-	-	●	■	▲
High	21	3/4"	25	70.0902	70.0902NP	79.0902	70.0912	70.0912NP	79.0912	●	■	▲
	29	1"	32	70.0904	70.0904NP	79.0904	70.0914	70.0914NP	79.0914	●	■	▲

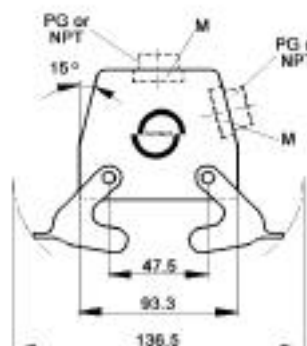
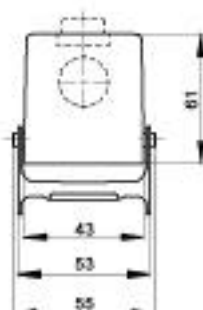
Metric hoods do not come with a neck.

www.contactelectronics.com
800-221-1451

Rectangular Connectors HBE Series

HBE 16 HOODS WITH DOUBLE LEVERS

TOP ENTRY



SIDE ENTRY



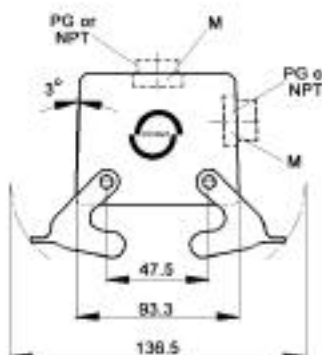
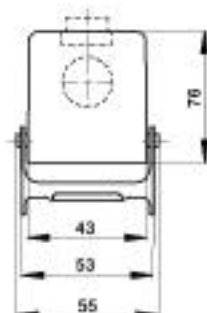
All dimensions are in mm.

Position of Cable Entry	Size of Entry			Standard Grey Coating			Black Coating (NEMA 4X)			Strain Relief		
	PG	NPT	Metric	PG Part #	NPT Part #	Metric Part #	PG Part #	NPT Part #	Metric Part #	PG	NPT	M
Top Entry	21	3/4"	25	10.0810	10.0810NP	19.0810	70.1060	70.1060NP	79.1060	●	■	▲
	29	1"	32	10.0910	10.0910NP	19.0910	-	-	-	●	■	▲
Side Entry	21	3/4"	25	10.0830	10.0830NP	19.0830	70.1080	70.1080NP	79.1080	●	■	▲
	29	1"	32	10.0930	10.0930NP	19.0930	-	-	-	●	■	▲

Metric hoods do not come with a neck.

HBE 16 HIGH PROFILE HOODS WITH DOUBLE LEVERS

TOP ENTRY



SIDE ENTRY



All dimensions are in mm.

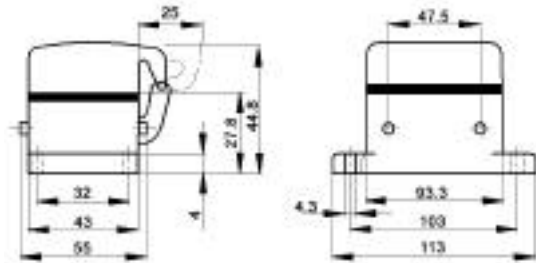
Position of Cable Entry	Size of Entry			Standard Grey Coating			Black Coating (NEMA 4X)			Strain Relief		
	PG	NPT	Metric	PG Part #	NPT Part #	Metric Part #	PG Part #	NPT Part #	Metric Part #	PG	NPT	M
Top Entry	21	3/4"	25	70.1052	70.1052NP	79.1052	70.1062	70.1062NP	79.1062	●	■	▲
	29	1"	32	70.1054	70.1054NP	79.1054	70.1064	70.1064NP	79.1064	●	■	▲
Side Entry	21	3/4"	25	70.1072	70.1072NP	79.1072	70.1082	70.1082NP	79.1082	●	■	▲
	29	1"	32	70.1074	70.1074NP	79.1074	70.1084	70.1084NP	79.1084	●	■	▲

Metric hoods do not come with a neck.

www.contactelectronics.com
800-221-1451

Rectangular Connectors HBE Series

HBE 16 PANEL MOUNT BASES WITH DOUBLE LEVER BOLTS

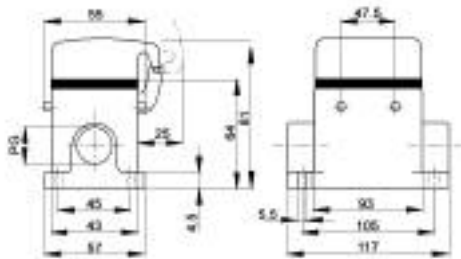


All dimensions are in mm.

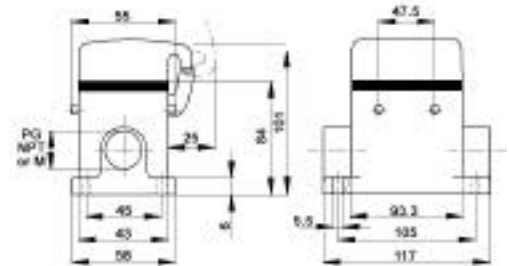
Description	Standard Grey Coating	Black Coating (NEMA 4X)
Panel Mount with Dust Cover	10.0730	70.0835
Panel Mount without Dust Cover	10.0731	-

HBE 16 SURFACE MOUNT BASES WITH DOUBLE LEVER BOLTS

STANDARD PROFILE



HIGH PROFILE



All dimensions are in mm.

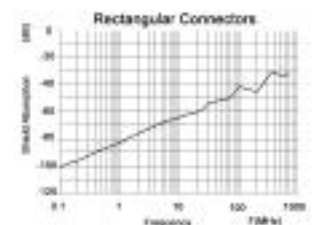
# of Entries	Size of Entry			Standard Grey Coating			Black Coating (NEMA 4X)			Strain Relief		
	PG	NPT	Metric	PG Part #	NPT Part #	Metric Part #	PG Part #	NPT Part #	Metric Part #	PG	NPT	M
2 Entries	21	3/4"	25	70.0960	70.0960NP	79.0960	70.0980	70.0980NP	79.0980	●	■	▲
1 Entry	21	3/4"	25	10.0760	10.0760NP	19.0970	70.0970	70.0970NP	79.0970	●	■	▲
High Profile with 2 Entries	21	3/4"	25	70.0962	70.0962NP	79.0962	70.0982	70.0982NP	79.0982	●	■	▲
	29	1"	32	70.0964	70.0964NP	79.0964	70.0984	70.0984NP	79.0984	●	■	▲
High Profile with 1 Entry	21	3/4"	25	70.0952	70.0952NP	79.0952	70.0972	70.0972NP	79.0972	●	■	▲
	29	1"	32	70.0954	70.0954NP	79.0954	70.0974	70.0974NP	79.0974	●	■	▲

EMC PROTECTION



	PG/NPT	Metric
Panel Mount Base	70.3502	79.3502
Surface Mount & Cable Coupler Hood	70.3522	79.3522

EMC Shielding is retrofitable.



www.contactelectronics.com
800-221-1451