

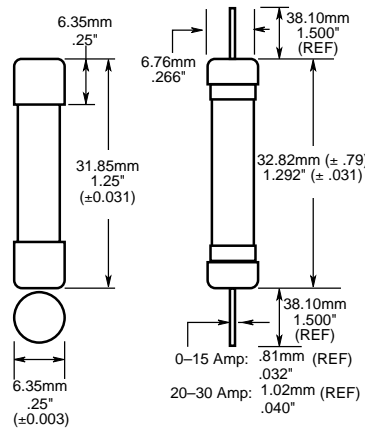
Time-Delay Ceramic Fuses

For 1/4" x 1 1/4" (6.3mm x 32mm)

MDA
MDA-V



Dimensional Data



Catalog Symbol: MDA (3AB)

Time-Delay

Agency Approvals*:

U.L./CSA 248-14

Construction: Ceramic Tube
Nickel Plated Brass Endcaps

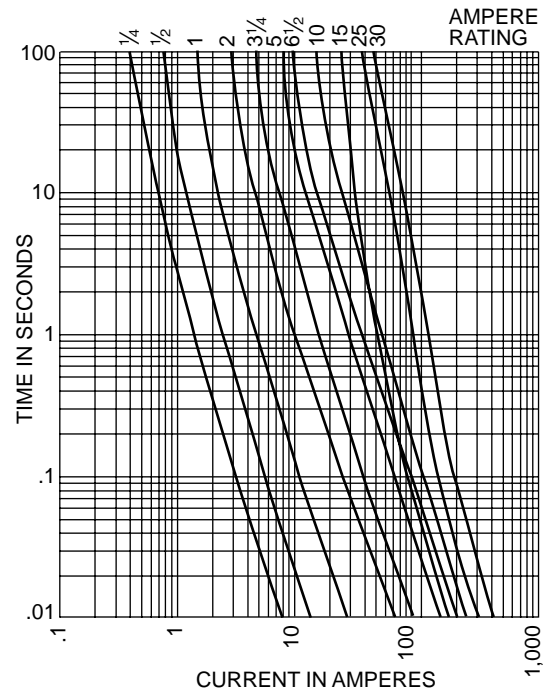
Packaging & Ordering Information:

Package Code	MDA	V	(See Table)
Blank 5 in	Product Symbol	Lead	Rated Current
BK/ 100 in		Blank-no lead	
Weight = .97 lbs/100		V-Axial lead	

Time-Current Characteristics

Rated Current	Percent of Rating		
	110%	135%	200%
2/10-30	4 hrs. (min)	60 min. (max)	120 sec. (max)

Time-Current Characteristic Curves—Average Melt (Full Size Curves Available)



CE logo denotes compliance with European Union Low Voltage Directive (50-1000 Vac, 75-1500 Vdc). Refer to BIF document #8002 or contact Bussmann Application Engineering at 636-527-1270 for more information.

Electrical Characteristics

Rated Current ⁵	Rated Voltage ⁶		Interrupting Rating ^{1,4,7}		Pre-arcing I ² t (A ² Sec)		Typical Total Clearing ³ I ² t (A ² Sec)		Typical Voltage Drop ² Volts at 100% Rated Current	Agency* Approvals		
	AC (Max.)	DC (Max.)	AC	DC	AC	DC	AC	DC		U.L.	UR	CSA
2/10	250V	250V	35A	35A	.44	.40	.28	2.57	1.78	•	•	•
1/4	250V	250V	35A	35A	.50	.56	.70	.57	3.41	•	•	•
1/2	250V	250V	35A	35A	1.67	4.34	2.25	4.64	1.51	•	•	•
3/4	250V	250V	35A	35A	5.21	6.55	6.80	6.83	1.02	•	•	•
1	250V	250V	35A	35A	10.08	8.71	12.53	10.28	.96	•	•	•
1 1/2	250V	250V	100A		24.50		30.00		.70	•	•	•
2	250V		100A	100A	36.53	24.95	73.43	73.55	.58	•	•	•
2 1/2	250V		100A		27.40		36.95		.23	•	•	•
3	250V	250V	100A		35.70		144.00		.22	•	•	•
4	250V		200A		141.50		165.90		.18	•	•	•
5	250V		200A		310.00		368.30		.17	•	•	•
6	250V		200A		534.30		567.20		.16	•	•	•
7	250V		200A		591.30		364.00		.15	•	•	•
8	250V		200A		898.20		906.10		.13	•	•	•
10	250V	250V	200A	200A	843.00	1515.00	924.50	1661.00	.12	•	•	•
15	250V	250V	750		238.10	216.90	359.70	299.90	.13	•	•	•
20	250V		1500		582.00		761.00		.13	•	•	•
25	250V		1500		1097.00		1410.00		.13	•	•	•
30	250V		1500		1565.00		2064.00		.14	•	•	•

*Approvals: U.L. Listed, Std. 248-14, Guide JDYX, File E19180; CSA Certification, Class 1422-01, File 53787.

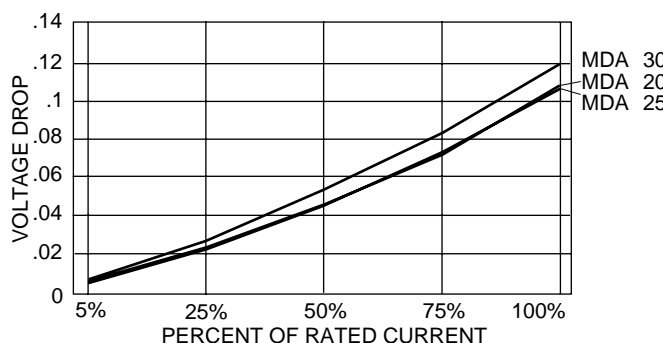
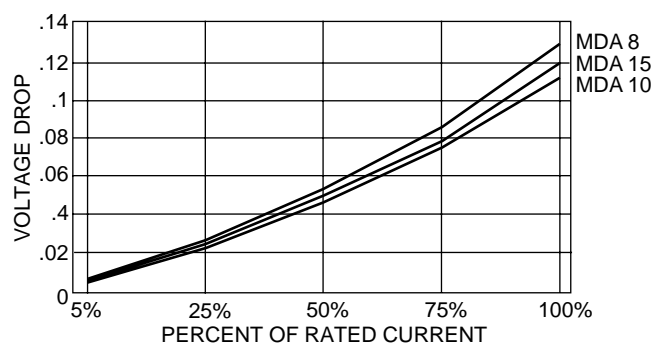
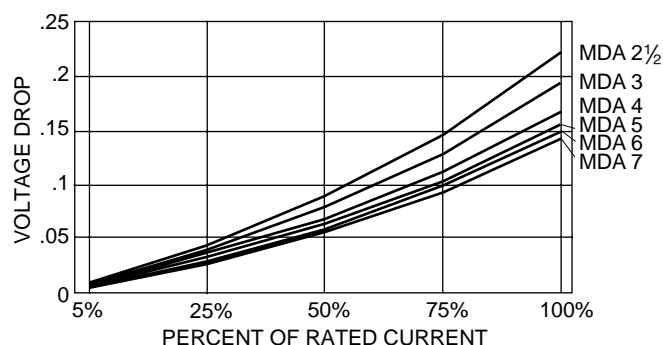
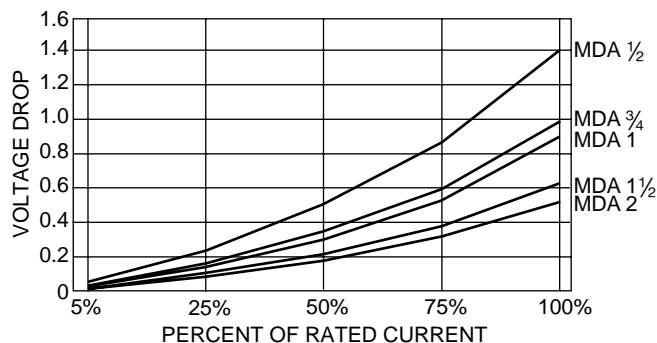
1. Interrupting ratings for 1/32-2VA were measured at 70% - 80% power factor on AC, and at a time constant described in U.L. 198L.
2. Voltage drop was measured at 25°C±3°C ambient temperature at rated current.
3. I²t was measured at listed interrupting rating and rated voltage.
4. Interrupting rating for MDA 1/32-30A @ 125 Vac is 10,000A. Interrupting rating listed corresponds to maximum rated voltage.
5. Other available sizes include 1/32, 1/16, 1/10, 1/8, 1/100, 3/10, 3/8, 1/10, 6/10, 8/10, 1 1/4, 1 1/10, 2 8/10, 3 2/10, 4 1/2, 6 1/4, and 12.
6. DC ratings are self certified.
7. Interrupting ratings for 25A, 30A were measured at 90%-100% power factor on AC.

Time-Delay Ceramic Fuses

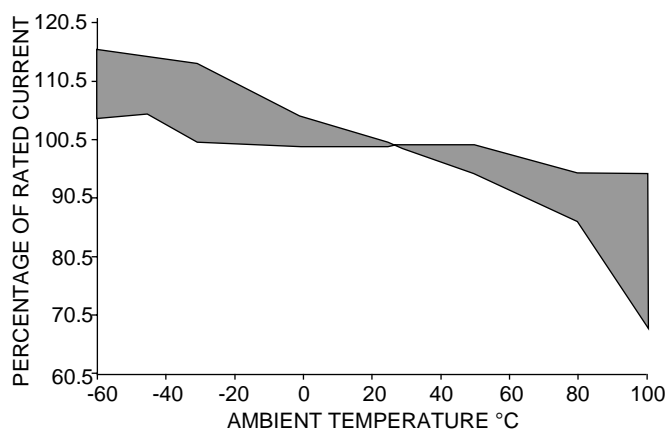
For 1/4" x 1 1/4" (6.3mm x 32mm)

MDA
MDA-V

1.0 Typical Voltage Drop (At 25° C Ambient Temperature)



2.0 Ambient Temperature Effect Chart (Derating Curve)



The only controlled copy of this BIF document is the electronic read-only version located on the Bussmann Network Drive. All other copies of this document are by definition uncontrolled. This bulletin is intended to clearly present comprehensive product data and provide technical information that will help the end user with design applications. Bussmann reserves the right, without notice, to change design or construction of any products and to discontinue or limit distribution of any products. Bussmann also reserves the right to change or update, without notice, any technical information contained in this bulletin. Once a product has been selected, it should be tested by the user in all possible applications.