

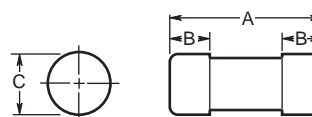
HRCI-J Fast-Acting Ceramic Body, Class J

CJB

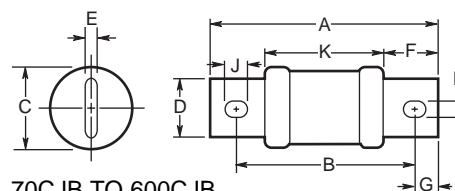


CATALOG SYMBOL: CJB
 CERAMIC BODY FUSE
 600 A.C. OR LESS
 250 D.C.
 FAST-ACTING
 200,000A I.R.
 CSA C22.2 NO. 106 M92
 BS88:2, IEC269:2

Dimensional Data



1CJB TO 60CJB



70CJB TO 600CJB

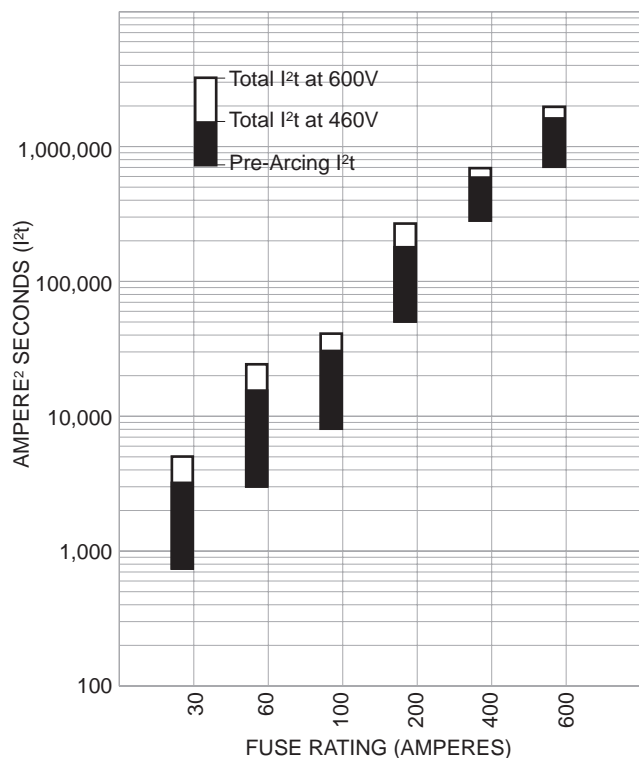
- Industrial duty fuses with ceramic bodies.
- The excellent current limiting characteristics of fast-acting HRCI-J fuses limits damage to equipment and installations by the thermal and magnetic energy associated with a large short-circuit fault current.
- Overload characteristics limit cable damage due to low overload currents.

Ratings, Categories and Dimensions

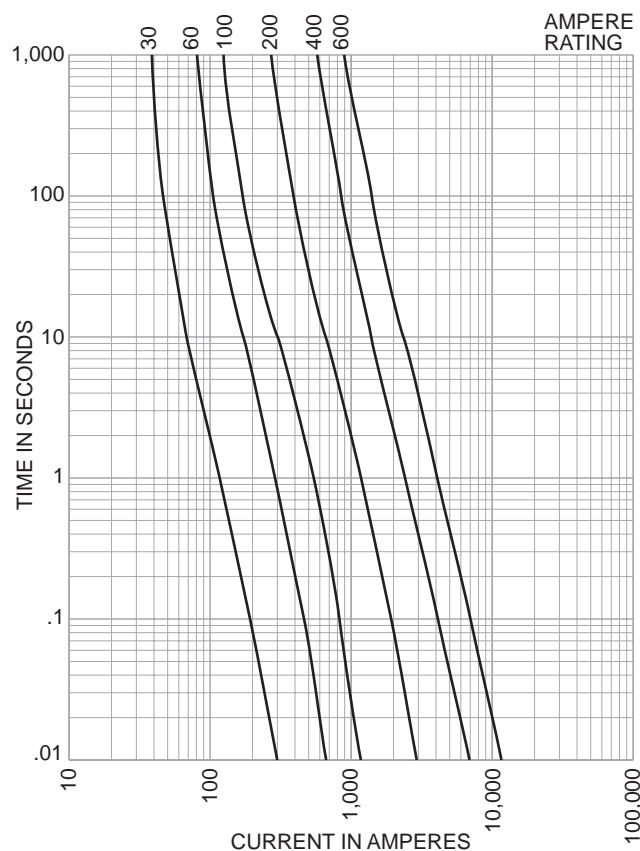
Current Ratings (Amps)	Catalog Number	Dimensions in Inches and (mm)									
		A	B	C	D	E	F	G	H	J	K
1	1CJB										
3	3CJB										
6	6CJB										
10	10CJB	2.25	.5	.81	-	-	-	-	-	-	-
15	15CJB	(57)	(12.7)	(20.6)							
20	20CJB										
25	25CJB										
30	30CJB										
35	35CJB										
40	40CJB	2.38	.63	1.06	-	-	-	-	-	-	-
45	45CJB	(60)	(16)	(27)							
50	50CJB										
60	60CJB										
70	70CJB	4.63	3.63	1.13	.75	.13	1	.5	.28	.38	2.63
80	80CJB	(117)	(92)	(28)	(19)	(3.2)	(25.4)	(12.7)	(7.1)	(9.5)	(67)
90	90CJB										
100	100CJB										
110	110CJB	5.75	4.38	1.63	1.13	.19	1.38	.69	.28	.38	3
125	125CJB	(146)	(111)	(41)	(28.6)	(4.8)	(35)	(17.5)	(7.1)	(9.5)	(76)
150	150CJB										
175	175CJB										
200	200CJB										
225	225CJB	7.13	5.25	2.13	1.63	.25	1.88	.94	.41	.53	3.38
250	250CJB	(181)	(133)	(54)	(41)	(6.3)	(47.6)	(24)	(10.3)	(13.5)	(86)
300	300CJB										
350	350CJB										
400	400CJB										
450	450CJB	8	6	2.63	2	.38	2.13	1	.53	.69	3.75
500	500CJB	(203)	(152)	(66)	(51)	(9.5)	(54)	(25.4)	(13.5)	(17.5)	(96)
600	600CJB										

HRCI-J Fast-Acting Ceramic Body, Class J

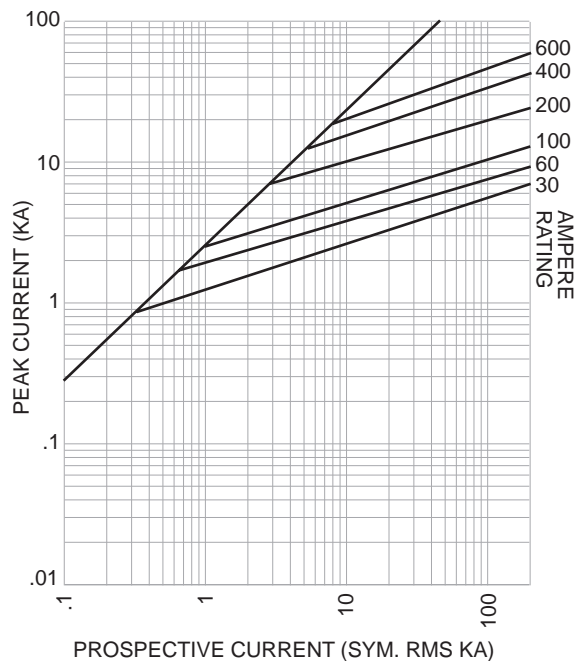
Energy Let-Through Curves



Time/Current-Curves



Peak Let-Through Curves



The only controlled copy of this BIF document is the electronic read-only version located on the Bussmann Network Drive. All other copies of this BIF document are by definition uncontrolled. This bulletin is intended to clearly present comprehensive product data and provide technical information that will help the end user with design applications. Bussmann reserves the right, without notice, to change design or construction of any products and to discontinue or limit distribution of any products. Bussmann also reserves the right to change or update, without notice, any technical information contained in this bulletin. Once a product has been selected, it should be tested by the user in all possible applications.