

TRON® In-Line Fuseholders

Single-Pole for SC-35 – 60A and HVW Fuses

HEJ Series



Non-Break-A-Way Holders

HEJ Series Catalog Symbol: HEJ-AA*, HEJ-AB, HEJ-BB, HEJ-CC, HEJ-DD, HEJ-JJ, HEJ-JK, HEJ-LL, HEJ-PP, and HEJ-QQ

In-Line Fuseholders, Single-Pole
Waterproof

Temperature Rating (RTI):

Body: 150°C

Break-A-Way Terminals: 125°C

Agency Approvals:

*U.L. Recognized, Guide IZLT2, File E14853

*CSA Certified, Class 6225-01, File 47235

HEJ — For SC fuses: 35A to 60A and high voltage fuses.

Type HVW, ½ to 6A, 1200 Vac (or less).

Fuse size 1 3/32" x 2 1/4". Holder rated 60A, 480 Vac.

Example:

A single-pole, in-line holder for a SC-40 fuse. A single #8 wire is on the load. Copper crimp connection desired. Two #10 wires are on the line side. Copper crimp is the desired connection. Recommended torque on coupling nut: 10-20 in-lb.

1. Choose HEJ- series.
2. Choose "A" for load side.
3. Choose "B" for line side.


Complete Part Number: HEJ-AB

Packaging & Ordering Information:




HEJ	—	[]	[]
		Load Terminal	Line Terminal

Catalog and Specification Data



Conductor Terminals

Type Terminal	Conductor Data				Catalog Symbol Load & Line (2) & (3)
	Size	No. Per Terminal	Solid	Stranded	
Copper Crimp 	#12 to #8	1	•	•	A
	#12	2	•	•	
	#10	2	•	•	
	B	#6	1	•	•
		#4	1	•	•
	C	#8	2	•	•
#4		1	—	•	
#6		2	•	•	
D	#2	1	—	•	

Copper Set-Screw

		#12 to #3	1	•	•	J
		#12 to #2	2	•	•	K

Aluminum Crimp

		#6	1	—	•	P
		#4	1	•	—	Q
		#3, #4	1	—	•	
		#2	1	•	—	

Aluminum Set-Screw

		#12 to #2	1	•	•	L
---	--	-----------	---	---	---	---

The only controlled copy of this BIF document is the electronic read-only version located on the Bussmann Network Drive. All other copies of this document are by definition uncontrolled. This bulletin is intended to clearly present comprehensive product data and provide technical information that will help the end user with design applications. Bussmann reserves the right, without notice, to change design or construction of any products and to discontinue or limit distribution of any products. Bussmann also reserves the right to change or update, without notice, any technical information contained in this bulletin. Once a product has been selected, it should be tested by the user in all possible applications.