

CC-TRON®

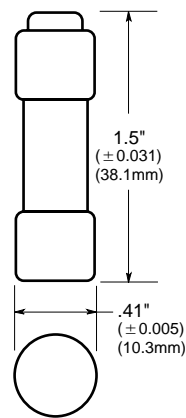
FNQ-R

Time-Delay Fuses

1³/₃₂" x 1¹/₂", 600 Volt, ¼ to 30 Amps



Dimensional Data



Catalog Symbol: FNQ-R

Time-Delay

Application: Circuit Transformer Protection

Ampere Rating: ¼ to 30 Amperes

Voltage Rating: 600 Volts AC (or less)†

Interrupting Rating: 200,000A RMS Sym. (U.L.)

Agency Approvals:

U.L. Listed, Std. 248-4, Class CC, Guide JDDZ, File E4273

CSA Certified, Class CC CSA, Class 1422-01,

File 53787-HRC-MISC

†12-30 amp is 300 Vdc and 10 KAIC.

General Information:

- The Bussmann CC-TRON® (FNQ-R) was designed to meet the needs of control circuit transformer protection.
- Current-limitation protects down stream components against damaging thermal and magnetic effects of short-circuit currents.
- **Rejection feature.** FNQ-R fuses meet the U.L. 508, paragraph 19.2.4 requirement that control circuit fuses used in equipment listed for use with more than 10,000 ampere available must have an adequate interrupting rating and must be rejection type.
- **High inrush time-delay.** Control circuit transformers can experience inrush currents up to 85 times their full-load current rating. FNQ-R fuses can be sized according to NEC and U.L. requirements and still allow the high inrush currents, with significantly more time-delay than the U.L. minimum value of 12 seconds at 200% for Class CC fuses.
- Melamine tube. Nickel-plated brass endcaps.

Maximum Acceptable Rating of Overcurrent Device*

Rated Primary Current (Amperes)	Maximum Rating of Overcurrent Protective Device Expressed As A Percent of Transformer Primary Current Rating
Less than 2A	500**
2A to less than 9A	167
9A or more	125

*U.L. 508, Table 19.3.

**300% for other than motor control applications.

CE CE logo denotes compliance with European Union Low Voltage Directive (50-1000 Vac, 75-1500 Vdc). Refer to BIF document #8002 or contact Bussmann Application Engineering at 636-527-1270 for more information.

Electrical Ratings (Catalog Symbol and Amperes)

FNQ-R-¼	FNQ-R-1 ³ / ₁₀	FNQ-R-3 ³ / ₁₀	FNQ-R-8
FNQ-R- ³ / ₁₀	FNQ-R-1 ¹ / ₁₀	FNQ-R-3 ¹ / ₂	FNQ-R-9
FNQ-R- ⁴ / ₁₀	FNQ-R-1 ¹ / ₂	FNQ-R-4	FNQ-R-10
FNQ-R-½	FNQ-R-1 ¹ / ₁₀	FNQ-R-4 ¹ / ₂	FNQ-R-12
FNQ-R- ⁹ / ₁₀	FNQ-R-1 ¹ / ₁₀	FNQ-R-5	FNQ-R-15
FNQ-R-¾	FNQ-R-2	FNQ-R-5 ⁹ / ₁₀	FNQ-R-17 ¹ / ₂
FNQ-R- ⁹ / ₁₀	FNQ-R-2 ¹ / ₄	FNQ-R-6	FNQ-R-20
FNQ-R-1	FNQ-R-2 ¹ / ₂	FNQ-R-6 ¹ / ₄	FNQ-R-25
FNQ-R-1 ¹ / ₈	FNQ-R-2 ² / ₁₀	FNQ-R-7	FNQ-R-30
FNQ-R-1 ¹ / ₄	FNQ-R-3	FNQ-R-7 ¹ / ₂	—

Carton Quantity and Weight

Ampere Ratings	Carton Qty.	Weight*	
		Lbs.	Kg.
¼-30	10	.200	.091

*Weight per carton

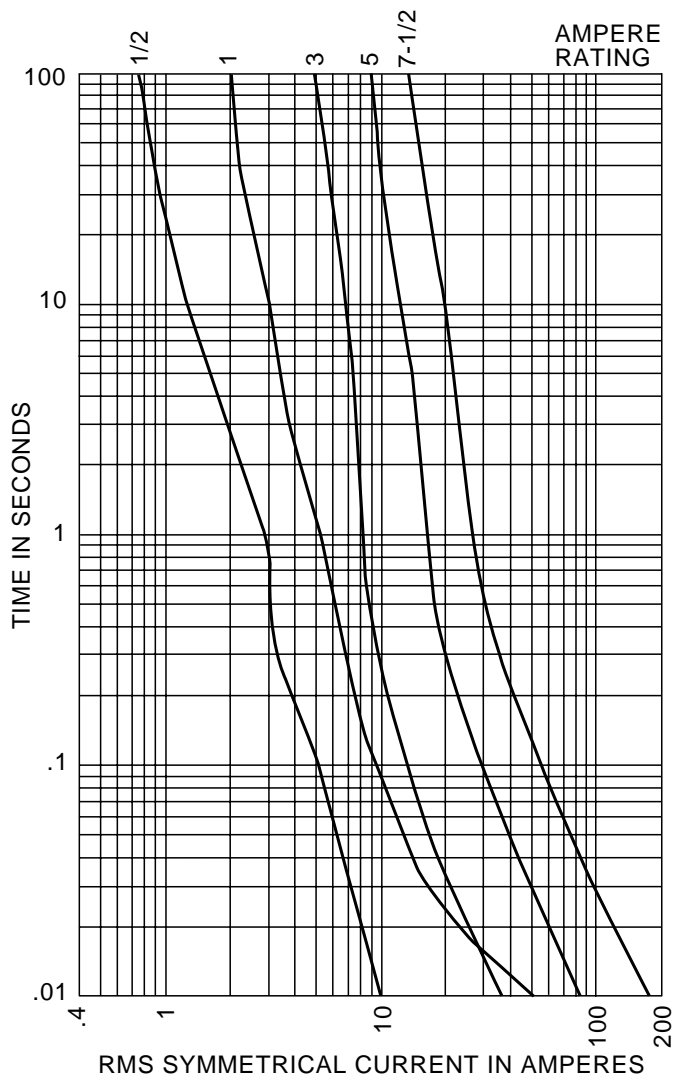
CC-TRON®

FNQ-R

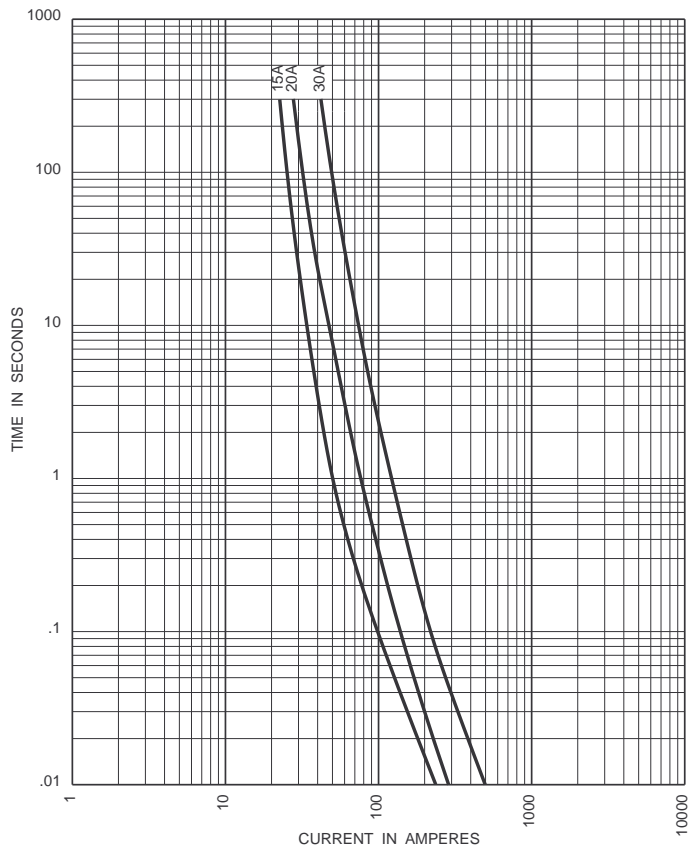
Time-Delay Fuses

1³/₃₂" x 1¹/₂", 600 Volt, ¼ to 30 Amps

Time-Current Characteristics-Total Clearing



Time-Current Characteristics-Average Melt



Fuseblock Catalog Numbers

No. of Poles	Screw Terminal	Pressure Plate	Box Terminal	Screw Quick-Connect	Pressure Quick-Connect
1	BC6031S	BC6031P	BC6031B	BC6031SQ	BC6031PQ
2	BC6032S	BC6032P	BC6032B	BC6032SQ	BC6032PQ
3	BC6033S	BC6033P	BC6033B	BC6033SQ	BC6033PQ

See Also OPTIMA - Overcurrent Protection Modules

Catalog Number		BIF Document No.
OPM-SW	Fuse Switch with indication	1101
OPM-CC	Fuse Module with indication	1100

The only controlled copy of this BIF document is the electronic read-only version located on the Bussmann Network Drive. All other copies of this document are by definition uncontrolled. This bulletin is intended to clearly present comprehensive product data and provide technical information that will help the end user with design applications. Bussmann reserves the right, without notice, to change design or construction of any products and to discontinue or limit distribution of any products. Bussmann also reserves the right to change or update, without notice, any technical information contained in this bulletin. Once a product has been selected, it should be tested by the user in all possible applications.