

Square Body - DIN 43 653

660V (IEC/U.L.) 10-400A



Electrical Characteristics						Ordering Information				Curves	
Size	Rated Current RMS-Amps	I ² t (A ² Sec)		Watts Loss	Protection Class	-U/80 Without Indicator	-/80 Visual Indicator	-T/80 Type T Indicator for Micro	Carton Qty.	Carton Weight (kg)	See Page or (BIF #)
		Pre-arc	Clearing at 660V								
000	10	3.8	25.5	3.0	gR	170M1308	170M1358	170M1408	10	1.34	page 60 (17056310)
	16	7.2	48	5.5	gR	170M1309	170M1359	170M1409			
	20	11.5	78	7	gR	170M1310	170M1360	170M1410			
	25	19	130	9	gR	170M1311	170M1361	170M1411			
	32	40	270	10	gR	170M1312	170M1362	170M1412			
	40	69	460	12	gR	170M1313	170M1363	170M1413			
	50	115	770	15	gR	170M1314	170M1364	170M1414			
	63	215	1450	16	gR	170M1315	170M1365	170M1415			
	80	380	2550	19	aR	170M1316	170M1366	170M1416			
	100	695	4650	24	aR	170M1317	170M1367	170M1417			
	125	1200	8500	28	aR	170M1318	170M1368	170M1418			
	160	2300	16000	32	aR	170M1319	170M1369	170M1419			
	200	4200	28000	37	aR	170M1320	170M1370	170M1420			
	250	7750	51500	42	aR	170M1321	170M1371	170M1421			
	315	12000	80500	52	aR	170M1322	170M1372	170M1422			
00	25	19	130	6	gR		170M2608	170M2658	5	1.05	page 60 (17056312)
	32	28.5	195	7	gR		170M2609	170M2659			
	40	50	360	9	gR		170M2610	170M2660			
	50	95	640	10	gR		170M2611	170M2661			
	63	170	1200	12	gR		170M2612	170M2662			
	80	310	2100	15	gR		170M2613	170M2663			
	100	620	4150	20	aR		170M2614	170M2664			
	125	1000	6950	25	aR		170M2615	170M2665			
	160	1900	13000	30	aR		170M2616	170M2666			
	200	3400	23000	35	aR		170M2617	170M2667			
	250	6250	42000	45	aR		170M2618	170M2668			
	315	10000	68500	55	aR		170M2619	170M2669			
	350	13500	91500	60	aR		170M2620	170M2670			
400	18000	125000	70	aR		170M2621	170M2671				

- Interrupting rating 300kA RMS Symmetrical.
- Watts loss provided at rated current.
- Microswitch indicator ordered separately. See accessories on pages 58-59.
- U.L. Recognition on Size 000.

1 kg = 2.2 lbs. 1 lb = 0.45 kg



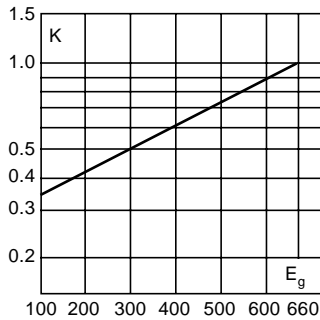
Square Body - DIN 43 653

660V (IEC/U.L.) 10-400A

Electrical Characteristics

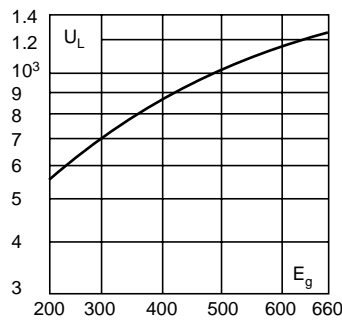
Total Clearing I²t

The total clearing I²t at rated voltage and at power factor of 15% are given in the electrical characteristics. For other voltages, the clearing I²t is found by multiplying by correction factor, K, given as a function of applied working voltage, E_g, (RMS).



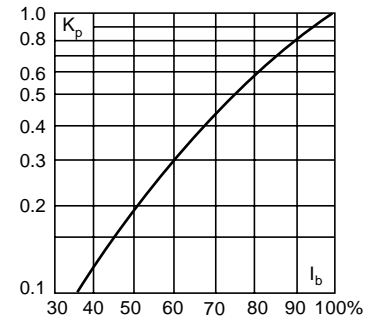
Arc Voltage

This curve gives the peak arc voltage, U_L, which may appear across the fuse during its operation as a function of the applied working voltage, E_g, (RMS) at a power factor of 15%.



Power Losses

Watts loss at rated current is given in the electrical characteristics. The curve allows the calculation of the power losses at load currents lower than the rated current. The correction factor, K_p, is given as a function of the RMS load current, I_b, in % of the rated current.

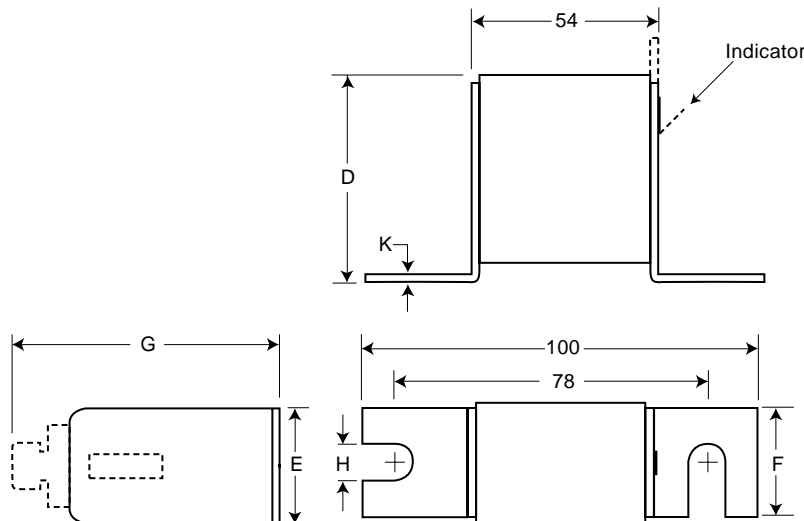


Dimensions

DIN 43 653: Type -U/80, -/80, -T/80

Size	D	E	F	G	H	K
000	40	21	20	51	8	2
00	51	30	28	67	10	2

Dimension in mm.
1mm = 0.0394" 1" = 25.4mm



The only controlled copy of this BIF document is the electronic read-only version located on the Bussmann Network Drive. All other copies of this document are by definition uncontrolled. This bulletin is intended to clearly present comprehensive product data and provide technical information that will help the end user with design applications. Bussmann reserves the right, without notice, to change design or construction of any products and to discontinue or limit distribution of any products. Bussmann also reserves the right to change or update, without notice, any technical information contained in this bulletin. Once a product has been selected, it should be tested by the user in all possible applications.

Square Body – DIN 43 653

660V/700V (IEC/U.L.) 40-2000A



Electrical Characteristics					Ordering Information				Curves		
Size	Rated Current RMS-Amps	I ² t (A ² S)		Watts Loss	-/80 Visual Indicator	-TN/80 Type T Indicator for Micro	-/110 Visual Indicator	-TN/110 Type T Indicator for Micro	Carton Qty.	Carton Weight (kg)	See Page or (BIF #)
		Pre-arc	Clearing at 660V								
1*	40	40	270	9	170M3008	170M3058	170M3158	170M3208	5	1.50	page 61 (17056314)
	50	77	515	11	170M3009	170M3059	170M3159	170M3209			
	63	115	770	14	170M3010	170M3060	170M3160	170M3210			
	80	185	1250	18	170M3011	170M3061	170M3161	170M3211			
	100	360	2450	21	170M3012	170M3062	170M3162	170M3212			
	125	550	3700	26	170M3013	170M3063	170M3163	170M3213			
	160	1100	7500	30	170M3014	170M3064	170M3164	170M3214			
	200	2200	15000	35	170M3015	170M3065	170M3165	170M3215			
	250	4200	28500	40	170M3016	170M3066	170M3166	170M3216			
	315	7000	46500	50	170M3017	170M3067	170M3167	170M3217			
	350	10000	68500	55	170M3018	170M3068	170M3168	170M3218			
	400	15000	105000	60	170M3019	170M3069	170M3169	170M3219			
	450	21000	140000	65	170M3020	170M3070	170M3170	170M3220			
	500	27000	180000	70	170M3021	170M3071	170M3171	170M3221			
550	34000	230000	75	170M3022	170M3072	170M3172	170M3222				
630	48500	325000	80	170M3023	170M3073	170M3173	170M3223				
1	200	1650	11500	45	170M4008	170M4058	170M4158	170M4208	3 (-/80)	1.29	page 61 (17056316)
	250	3100	21000	55	170M4009	170M4059	170M4159	170M4209			
	315	6200	42000	58	170M4010	170M4060	170M4160	170M4210			
	350	8500	59000	60	170M4011	170M4061	170M4161	170M4211			
	400	13500	91500	65	170M4012	170M4062	170M4162	170M4212	2 (-/110)	0.94	
	450	17000	120000	70	170M4013	170M4063	170M4163	170M4213			
	500	25000	170000	72	170M4014	170M4064	170M4164	170M4214			
	550	34000	230000	75	170M4015	170M4065	170M4165	170M4215			
	630	52000	350000	80	170M4016	170M4066	170M4166	170M4216			
	700	69500	465000	85	170M4017	170M4067	170M4167	170M4217			
800	105000	725000	95	170M4018	170M4068	170M4168	170M4218				
†900	155000	†850000	100	170M4019	170M4069	170M4169	170M4219				
2	400	11000	74000	65	170M5008	170M5058	170M5158	170M5208	2	1.20	page 62 (17056318)
	450	15500	105000	70	170M5009	170M5059	170M5159	170M5209			
	500	21500	145000	75	170M5010	170M5060	170M5160	170M5210			
	550	28000	190000	80	170M5011	170M5061	170M5161	170M5211			
	630	41000	275000	90	170M5012	170M5062	170M5162	170M5212			
	700	60500	405000	95	170M5013	170M5063	170M5163	170M5213			
	800	86000	575000	105	170M5014	170M5064	170M5164	170M5214			
	900	125000	840000	110	170M5015	170M5065	170M5165	170M5215			
	1000	180000	1250000	115	170M5016	170M5066	170M5166	170M5216			
	1100	245000	1600000	120	170M5017	170M5067	170M5167	170M5217			
	1250	365000	2400000	130	170M5018	170M5068	170M5168	170M5218			
3	500	14000	95000	95	170M6008	170M6058	170M6158	170M6208	2 (-/80)	1.66	page 62 (17056320)
	550	19500	135000	100	170M6009	170M6059	170M6159	170M6209			
	630	31000	210000	105	170M6010	170M6060	170M6160	170M6210			
	700	44500	300000	110	170M6011	170M6061	170M6161	170M6211	1 (-/110)	0.89	
	800	69500	465000	115	170M6012	170M6062	170M6162	170M6212			
	900	100000	670000	120	170M6013	170M6063	170M6163	170M6213			
	1000	140000	945000	125	170M6014	170M6064	170M6164	170M6214			
	1100	190000	1300000	130	170M6015	170M6065	170M6165	170M6215			
	1250	290000	1950000	140	170M6016	170M6066	170M6166	170M6216			
	1400	370000	2450000	155	170M6017	170M6067	170M6167	170M6217			
	1500	460000	3100000	160	170M6018	170M6068	170M6168	170M6218			
	1600	580000	3900000	160	170M6019	170M6069	170M6169	170M6219			
	†1800	880000	†5250000	165	170M6020	170M6070	170M6170	170M6220			
‡2000	1150000	†6350000	175	170M6021	170M6071	170M6171	170M6221				

- Interrupting rating 300kA RMS Symmetrical.
- Watts loss provided at rated current.
- Rated voltage (IEC) †600V †550V (Consult Bussmann for U.L. Recognition status.)
- Microswitch indicator ordered separately. See accessories on pages 58-59.

1 kg = 2.2 lbs. 1 lb = 0.45 kg



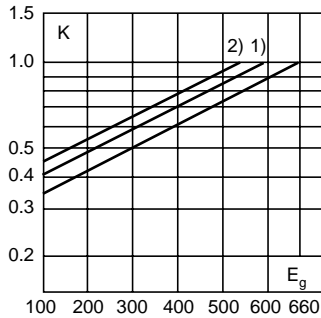
Square Body - DIN 43 653

660V/700V (IEC/U.L.) 40-2000A

Electrical Characteristics

Total Clearing I²t

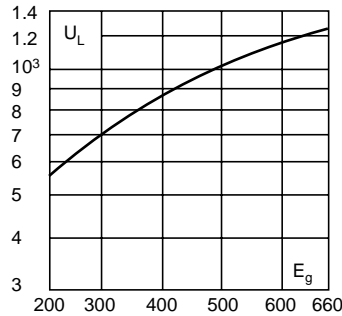
The total clearing I²t at rated voltage and at power factor of 15% are given in the electrical characteristics. For other voltages, the clearing I²t is found by multiplying by correction factor, K, given as a function of applied working voltage, E_g, (RMS).



1) Rated voltage 600V
2) Rated voltage 550V

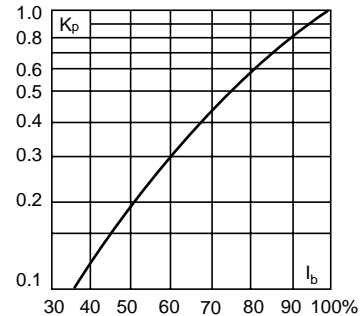
Arc Voltage

This curve gives the peak arc voltage, U_L, which may appear across the fuse during its operation as a function of the applied working voltage, E_g, (RMS) at a power factor of 15%.



Power Losses

Watts loss at rated current is given in the electrical characteristics. The curve allows the calculation of the power losses at load currents lower than the rated current. The correction factor, K_p, is given as a function of the RMS load current, I_b, in % of the rated current.



Dimensions

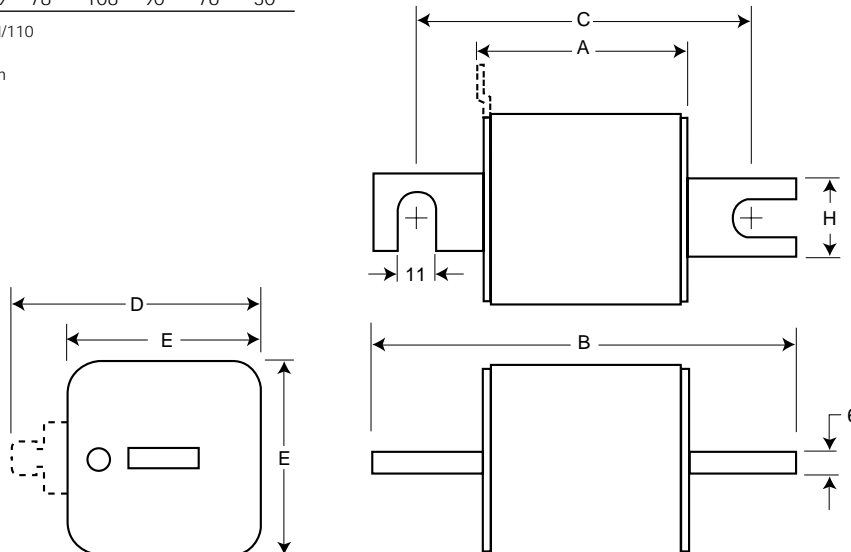
DIN 43 653: Type -/80, -TN/80, -/110, -TN/110

Size	A	B	B\$	C	C\$	D	E	H
1*	50	104	134	78	108	58	45	22
1	50	108	138	78	108	66	53	25
2	50	108	138	78	108	75	61	25
3	51	109	139	78	108	90	76	30

§Valid for fuses type -/110, -TN/110

Dimension in mm.

1mm = 0.0394" 1" = 25.4mm



The only controlled copy of this BIF document is the electronic read-only version located on the Bussmann Network Drive. All other copies of this document are by definition uncontrolled. This bulletin is intended to clearly present comprehensive product data and provide technical information that will help the end user with design applications. Bussmann reserves the right, without notice, to change design or construction of any products and to discontinue or limit distribution of any products. Bussmann also reserves the right to change or update, without notice, any technical information contained in this bulletin. Once a product has been selected, it should be tested by the user in all possible applications.

Square Body – DIN 43 653

660V/700V (IEC/U.L.) 40-2000A



Size	Electrical Characteristics				Ordering Information			Curves	
	Rated Current RMS-Amps	I ² t (A ² S)		Watts Loss	-KN/80 Type K Indicator for Micro	-KN/110 Type K Indicator for Micro	Carton Qty.	Carton Weight (kg)	See Page or (BIF #)
		Pre-arc	Clearing at 660V						
1*	40	40	270	9	170M3108	170M3258	5	1.60	page 61 (17056314)
	50	77	515	11	170M3109	170M3259			
	63	115	770	14	170M3110	170M3260			
	80	185	1250	18	170M3111	170M3261			
	100	360	2450	21	170M3112	170M3262			
	125	550	3700	26	170M3113	170M3263			
	160	1100	7500	30	170M3114	170M3264			
	200	2200	15000	35	170M3115	170M3265			
	250	4200	28500	40	170M3116	170M3266			
	315	7000	46500	50	170M3117	170M3267			
	350	10000	68500	55	170M3118	170M3268			
	400	15000	105000	60	170M3119	170M3269			
	450	21000	140000	65	170M3120	170M3270			
	500	27000	180000	70	170M3121	170M3271			
	550	34000	230000	75	170M3122	170M3272			
	630	48500	325000	80	170M3123	170M3273			
1	200	1650	11500	45	170M4108	170M4258	3 (-/80)	1.38	page 61 (17056316)
	250	3100	21000	55	170M4109	170M4259			
	315	6200	42000	58	170M4110	170M4260			
	350	8500	59000	60	170M4111	170M4261			
	400	13500	91500	65	170M4112	170M4262			
	450	17000	120000	70	170M4113	170M4263			
	500	25000	170000	72	170M4114	170M4264			
	550	34000	230000	75	170M4115	170M4265			
	630	52000	350000	80	170M4116	170M4266			
	700	69500	465000	85	170M4117	170M4267			
	800	105000	725000	95	170M4118	170M4268			
2	‡900	155000	‡850000	100	170M4119	170M4269	2 (-/110)	1.00	page 61 (17056316)
	400	11000	74000	65	170M5108	170M5258			
	450	15500	105000	70	170M5109	170M5259			
	500	21500	145000	75	170M5110	170M5260			
	550	28000	190000	80	170M5111	170M5261			
	630	41000	275000	90	170M5112	170M5262			
	700	60500	405000	95	170M5113	170M5263			
	800	86000	575000	105	170M5114	170M5264			
	900	125000	840000	110	170M5115	170M5265			
	1000	180000	1250000	115	170M5116	170M5266			
	1100	245000	1600000	120	170M5117	170M5267			
3	1250	365000	2400000	130	170M5118	170M5268	1	0.92	page 62 (17056320)
	500	14000	95000	95	170M6108	170M6258			
	550	19500	135000	100	170M6109	170M6259			
	630	31000	210000	105	170M6110	170M6260			
	700	44500	300000	110	170M6111	170M6261			
	800	69500	465000	115	170M6112	170M6262			
	900	100000	670000	120	170M6113	170M6263			
	1000	140000	945000	125	170M6114	170M6264			
	1100	190000	1300000	130	170M6115	170M6265			
	1250	290000	1950000	140	170M6116	170M6266			
	1400	370000	2450000	155	170M6117	170M6267			
3	1500	460000	3100000	160	170M6118	170M6268	1	0.92	page 62 (17056320)
	1600	580000	3900000	160	170M6119	170M6269			
	‡1800	880000	‡5250000	165	170M6120	170M6270			
	‡2000	1150000	‡6350000	175	170M6121	170M6271			

- Interrupting rating 300kA RMS Symmetrical.
- Watts loss provided at rated current.
- Rated voltage (IEC) †600V ‡550V (Consult Bussmann for U.L. Recognition status.)
- Microswitch indicator ordered separately. See accessories on pages 58-59.

1 kg = 2.2 lbs. 1 lb = 0.45 kg



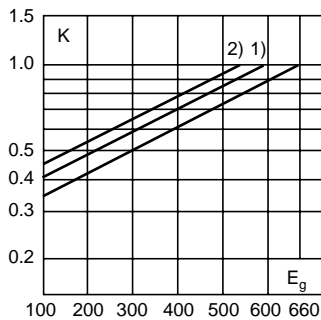
Square Body - DIN 43 653

660V/700V (IEC/U.L.) 40-2000A

Electrical Characteristics

Total Clearing I²t

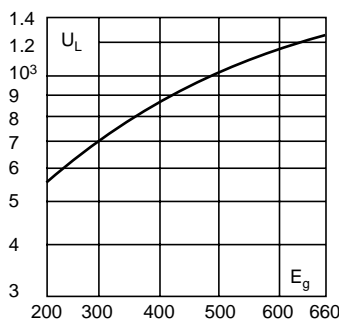
The total clearing I²t at rated voltage and at power factor of 15% are given in the electrical characteristics. For other voltages, the clearing I²t is found by multiplying by correction factor, K, given as a function of applied working voltage, E_g, (RMS).



1) Rated voltage 600V
2) Rated voltage 550V

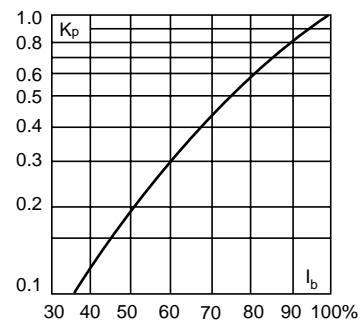
Arc Voltage

This curve gives the peak arc voltage, U_L, which may appear across the fuse during its operation as a function of the applied working voltage, E_g, (RMS) at a power factor of 15%.



Power Losses

Watts loss at rated current is given in the electrical characteristics. The curve allows the calculation of the power losses at load currents lower than the rated current. The correction factor, K_p, is given as a function of the RMS load current, I_b, in % of the rated current.



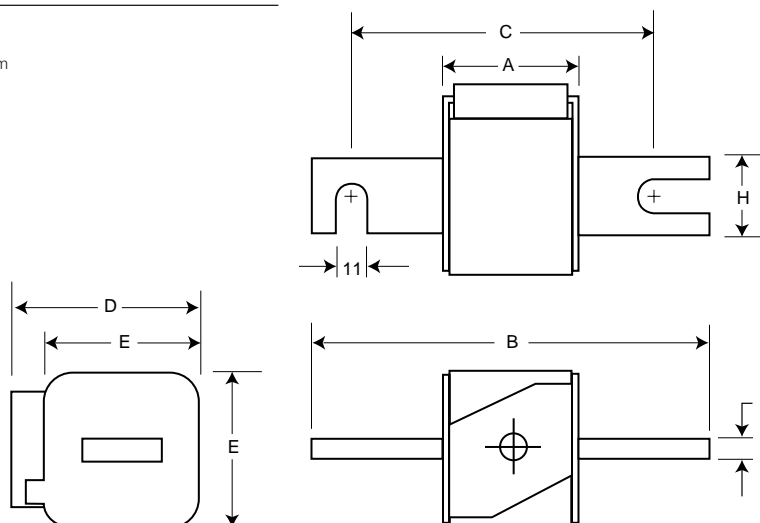
Dimensions

DIN 43 653: Type -KN/80, -KN/110

Size	A	B	B [§]	C	C [§]	D	E	H
1*	50	104	134	78	108	59	45	22
1	50	108	138	78	108	69	53	25
2	50	108	138	78	108	77	61	25
3	51	109	139	78	108	92	76	30

§Valid for fuse type -KN/110.
Dimension in mm.

1mm = 0.0394" 1" = 25.4mm



The only controlled copy of this BIF document is the electronic read-only version located on the Bussmann Network Drive. All other copies of this document are by definition uncontrolled. This bulletin is intended to clearly present comprehensive product data and provide technical information that will help the end user with design applications. Bussmann reserves the right, without notice, to change design or construction of any products and to discontinue or limit distribution of any products. Bussmann also reserves the right to change or update, without notice, any technical information contained in this bulletin. Once a product has been selected, it should be tested by the user in all possible applications.

Square Body – DIN 43 653

1250V/1300V (IEC/U.L.) 50-1400A



Electrical Characteristics						Ordering Information				Curves
Size	Rated Current RMS-Amps	I ² t (A ² S)			Watts Loss	-/110 Visual Indicator	-T/110 Type T Indicator for Micro	Carton Qty.	Carton Weight (kg)	See Page or (BIF #)
		Pre-arc	Clearing at 1000V	Clearing at 1250V						
1*	50	135	815	1100	15	170M3138	170M3188	5	1.90	page 63 (17056630)
	63	215	1300	1750	20	170M3139	170M3189			
	80	420	2500	3350	25	170M3140	170M3190			
	100	750	4450	5950	30	170M3141	170M3191			
	125	1450	9000	11500	35	170M3142	170M3192			
	160	2600	16000	21000	40	170M3143	170M3193			
	200	5150	31000	41000	45	170M3144	170M3194			
	250	9200	54500	73000	55	170M3145	170M3195			
	315	18500	115000	150000	60	170M3146	170M3196			
	350	27000	165000	220000	65	170M3147	170M3197			
400	53000	265000	335000	70	170M3148	170M3198				
1	160	1900	11500	15500	45	170M4138	170M4188	2	1.18	page 64 (17056632)
	200	3800	22500	30000	50	170M4139	170M4189			
	250	7750	46000	61500	60	170M4140	170M4190			
	315	15000	90000	120000	65	170M4141	170M4191			
	350	20000	125000	165000	70	170M4142	170M4192			
	400	29500	175000	235000	75	170M4143	170M4193			
	450	42000	250000	335000	80	170M4144	170M4194			
	500	69500	340000	435000	85	170M4145	170M4195			
	550	95000	465000	590000	95	170M4146	170M4196			
	†630	130000	660000		100	170M4147	170M4197			
2	250	6500	38500	51500	65	170M5138	170M5188	2	1.58	page 64 (17056634)
	280	9350	55500	74500	70	170M5139	170M5189			
	315	13000	77500	105000	75	170M5140	170M5190			
	350	16500	97500	135000	80	170M5141	170M5191			
	400	23000	140000	180000	85	170M5142	170M5192			
	450	34000	205000	270000	90	170M5143	170M5193			
	500	48000	285000	380000	95	170M5144	170M5194			
	550	62000	370000	495000	100	170M5145	170M5195			
	630	115000	575000	730000	110	170M5146	170M5196			
	700	160000	795000	1050000	115	170M5147	170M5197			
	800	245000	1200000	1550000	120	170M5148	170M5198			
	†900	360000	1750000		125	170M5149	170M5199			
†1000	480000	2350000		135	170M5150	170M5200				
3	315	9500	58000	77500	85	170M6138	170M6188	1	1.23	page 65 (17056636)
	350	13500	81500	110000	90	170M6139	170M6189			
	400	19500	120000	160000	95	170M6140	170M6190			
	450	31000	185000	245000	100	170M6141	170M6191			
	500	39000	235000	310000	105	170M6142	170M6192			
	550	55000	325000	435000	110	170M6143	170M6193			
	630	83500	495000	665000	115	170M6144	170M6194			
	700	115000	705000	940000	120	170M6145	170M6195			
	†800	205000	995000	1300000	125	170M6146	170M6196			
	†900	305000	1500000	1900000	130	170M6147	170M6197			
	†1000	450000	2150000	2750000	135	170M6148	170M6198			
	†1100	575000	2800000	3600000	140	170M6149	170M6199			
	†1250	810000	3950000		145	170M6150	170M6200			
†1400	1250000	6000000		150	170M6151	170M6201				

- Interrupting rating 300kA RMS Symmetrical.
- Watts loss provided at rated current.
- Rated voltage (IEC) †1100V †1250V (Consult Bussmann for U.L. Recognition status.)
- Microswitch indicator ordered separately. See accessories on pages 58-59.

1 kg = 2.2 lbs. 1 lb = 0.45 kg



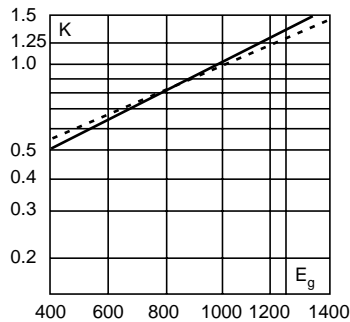
Square Body - DIN 43 653

1250V/1300V (IEC/U.L.) 50-1400A

Electrical Characteristics

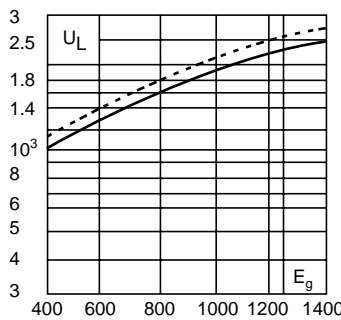
Total Clearing I²t

The total clearing I²t at rated voltage and at power factor of 15% are given in the electrical characteristics. For other voltages, the clearing I²t is found by multiplying by correction factor, K, given as a function of applied working voltage, E_g, (RMS).



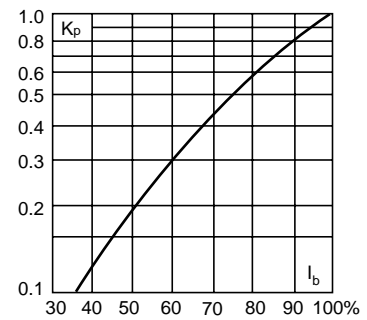
Arc Voltage

This curve gives the peak arc voltage, U_L, which may appear across the fuse during its operation as a function of the applied working voltage, E_g, (RMS) at a power factor of 15%.



Power Losses

Watts loss at rated current is given in the electrical characteristics. The curve allows the calculation of the power losses at load currents lower than the rated current. The correction factor, K_p, is given as a function of the RMS load current, I_b, in % of the rated current.



Dashed lines apply to the following amperages:

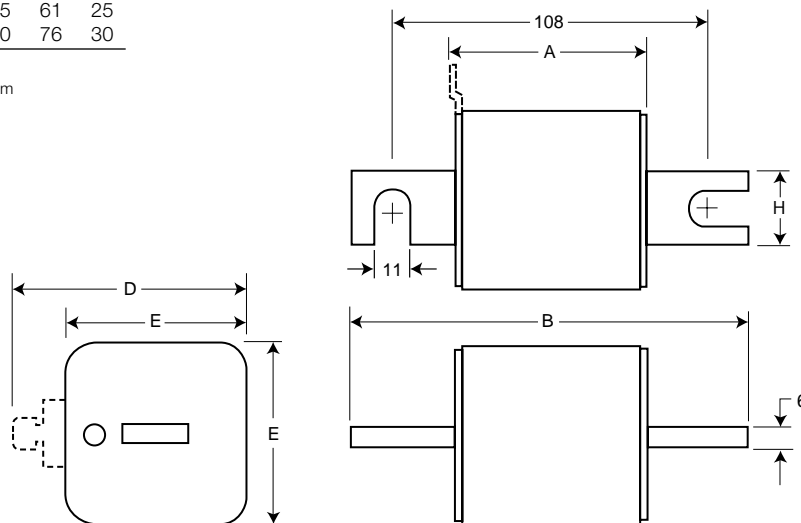
Size	1*	1	2	3
Amp	400	500-630	630-1000	800-1400

Dimensions

DIN 43 653: Type -/110, -T/110

Size	A	B	D	E	H
1*	80	138	58	45	20
1	80	138	66	53	25
2	80	138	75	61	25
3	81	139	90	76	30

Dimension in mm.
1mm = 0.0394" 1" = 25.4mm



The only controlled copy of this BIF document is the electronic read-only version located on the Bussmann Network Drive. All other copies of this document are by definition uncontrolled. This bulletin is intended to clearly present comprehensive product data and provide technical information that will help the end user with design applications. Bussmann reserves the right, without notice, to change design or construction of any products and to discontinue or limit distribution of any products. Bussmann also reserves the right to change or update, without notice, any technical information contained in this bulletin. Once a product has been selected, it should be tested by the user in all possible applications.

Square Body – DIN 43 653

1250V/1300V (IEC/U.L.) 50-1400A



Electrical Characteristics						Ordering Information			Curves
Size	Rated Current RMS-Amps	I ² t (A ² S)			Watts Loss	-K/110 Type K Visual Indicator for Micro	Carton Qty.	Carton Weight (kg)	See Page or (BIF #)
		Pre-arc	Clearing at 1000V	Clearing at 1250V					
1*	50	135	815	1100	15	170M3238	2	0.84	page 63 (17056630)
	63	215	1300	1750	20	170M3239			
	80	420	2500	3350	25	170M3240			
	100	750	4450	5950	30	170M3241			
	125	1450	9000	11500	35	170M3242			
	160	2600	16000	21000	40	170M3243			
	200	5150	31000	41000	45	170M3244			
	250	9200	54500	73000	55	170M3245			
	315	18500	115000	150000	60	170M3246			
	350	27000	165000	220000	65	170M3247			
400	53000	265000	335000	70	170M3248				
1	160	1900	11500	15500	45	170M4238	2	1.26	page 64 (17056632)
	200	3800	22500	30000	50	170M4239			
	250	7750	46000	61500	60	170M4240			
	315	15000	90000	120000	65	170M4241			
	350	20000	125000	165000	70	170M4242			
	400	29500	175000	235000	75	170M4243			
	450	42000	250000	335000	80	170M4244			
	500	69500	340000	435000	85	170M4245			
	550	95000	465000	590000	95	170M4246			
	†630	130000	660000		100	170M4247			
2	250	6500	38500	51500	65	170M5238	2	1.66	page 64 (17056634)
	280	9350	55500	74500	70	170M5239			
	315	13000	77500	105000	75	170M5240			
	350	16500	97500	135000	80	170M5241			
	400	23000	140000	180000	85	170M5242			
	450	34000	205000	270000	90	170M5243			
	500	48000	285000	380000	95	170M5244			
	550	62000	370000	495000	100	170M5245			
	630	115000	575000	730000	110	170M5246			
	700	160000	795000	1050000	115	170M5247			
	800	245000	1200000	1550000	120	170M5248			
	†900	360000	1750000		125	170M5249			
†1000	480000	2350000		135	170M5250				
3	315	9500	58000	77500	85	170M6238	1	1.27	page 65 (17056636)
	350	13500	81500	110000	90	170M6239			
	400	19500	120000	160000	95	170M6240			
	450	31000	185000	245000	100	170M6241			
	500	39000	235000	310000	105	170M6242			
	550	55000	325000	435000	110	170M6243			
	630	83500	495000	665000	115	170M6244			
	700	115000	705000	940000	120	170M6245			
	†800	205000	995000	1300000	125	170M6246			
	†900	305000	1500000	1900000	130	170M6247			
	†1000	450000	2150000	2750000	135	170M6248			
	†1100	575000	2800000	3600000	140	170M6249			
	†1250	810000	3950000		145	170M6250			
	†1400	1250000	6000000		150	170M6251			

- Interrupting rating 300kA RMS Symmetrical.
- Watts loss provided at rated current.
- Rated voltage (IEC) †1100V †1250V (Consult Bussmann for U.L. Recognition status.)
- Microswitch indicator ordered separately. See accessories on pages 58-59.

1 kg = 2.2 lbs. 1 lb = 0.45 kg



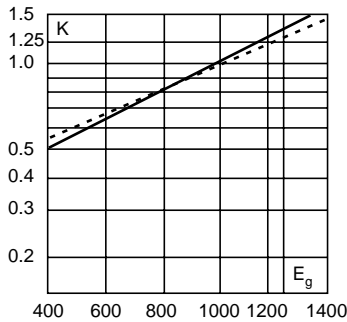
Square Body – DIN 43 653

1250V/1300V (IEC/U.L.) 50-1400A

Electrical Characteristics

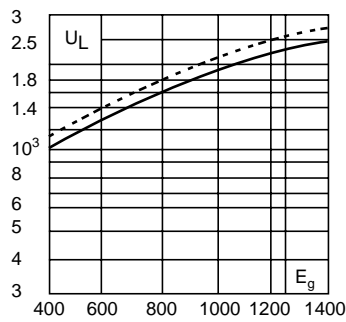
Total Clearing I²t

The total clearing I²t at rated voltage and at power factor of 15% are given in the electrical characteristics. For other voltages, the clearing I²t is found by multiplying by correction factor, K, given as a function of applied working voltage, E_g, (RMS).



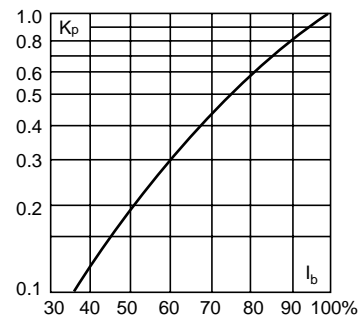
Arc Voltage

This curve gives the peak arc voltage, U_L, which may appear across the fuse during its operation as a function of the applied working voltage, E_g, (RMS) at a power factor of 15%.



Power Losses

Watts loss at rated current is given in the electrical characteristics. The curve allows the calculation of the power losses at load currents lower than the rated current. The correction factor, K_p, is given as a function of the RMS load current, I_b, in % of the rated current.



Dashed lines apply to the following amperages:

Size	1*	1	2	3
Amp	400	500-630	630-1000	800-1400

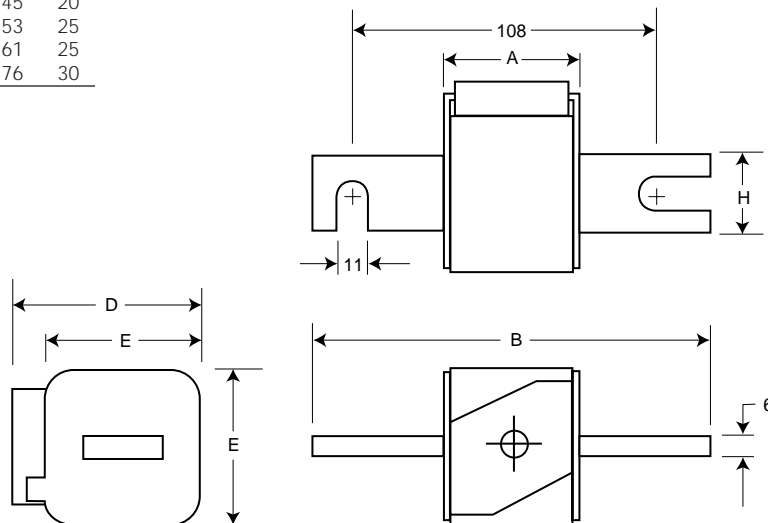
Dimensions

DIN 43 653: Type -K/110

Size	A	B	D	E	H
1*	80	138	59	45	20
1	80	138	69	53	25
2	80	138	77	61	25
3	81	139	92	76	30

Dimension in mm.

1mm = 0.0394" 1" = 25.4mm



The only controlled copy of this BIF document is the electronic read-only version located on the Bussmann Network Drive. All other copies of this document are by definition uncontrolled. This bulletin is intended to clearly present comprehensive product data and provide technical information that will help the end user with design applications. Bussmann reserves the right, without notice, to change design or construction of any products and to discontinue or limit distribution of any products. Bussmann also reserves the right to change or update, without notice, any technical information contained in this bulletin. Once a product has been selected, it should be tested by the user in all possible applications.