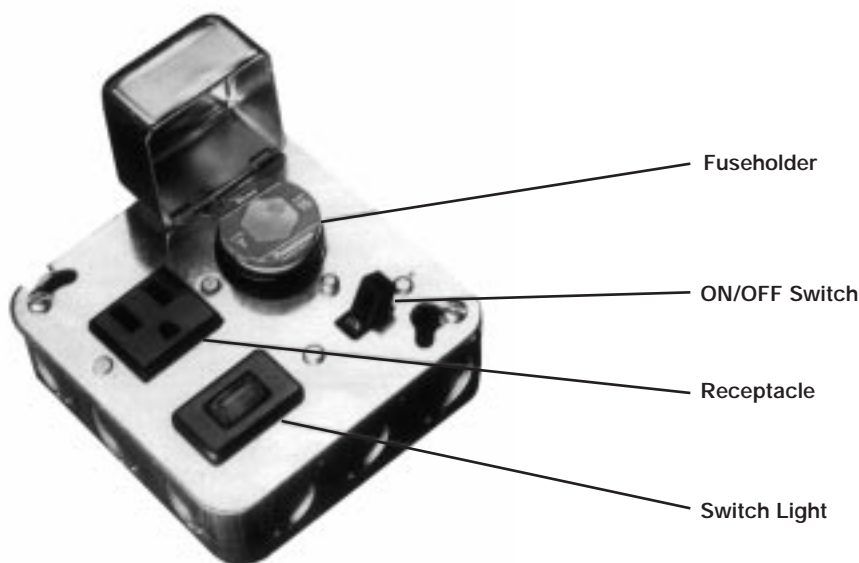


Box Cover Units For Plug Fuses



Catalog Symbol: SOU, SRU, SSU, SOW, SRW, SSW, SOX, SRX, SSX, SOY, SRY, SSY, SSY-RL, STY, SCY, SOY-B, and SKA

General Information:

- Plug-fuse box cover units provide a simple inexpensive way to protect small motors with Buss® dual-element FUSETRON® or FUSTAT® plug fuses.
- Box cover units are easily installed in standard electric boxes.
- Using fuses sized at the ampere rating of a motor or slightly larger, will provide optimum overload and short-circuit protection.

Selection Data

Box Cover Cat. No.	Type Box	Receptacle Fuseholder		Motor\ Outlet to Load		Switch Control ¹	Switch Light ²	Agency ⁵ Size (Max.)	General Data	Listing/ Certification
		Single	Double	125V	250V					
SOU	2 3/4" Handy	X						3/4 HP	125V, 15A	U.L., CSA
SRU		X		X				1/2 HP	125V, 15A	U.L.
SSU ⁶		X				X		1/2 HP	125 Vac (do not use on dc), 15A	U.L., CSA
SOW	2 3/4" Switch	X						3/4 HP	125, 15A	U.L., CSA
SRW		X		X				1/2 HP	125, 15A	U.L.
SSW		X				X		1/2 HP	125 Vac (do not use on dc), 15A	U.L., CSA
SOX	4" Octagon	X						3/4 HP	125V, 15A	U.L., CSA
SRX		X		X				1/2 HP	125V, 15A	U.L.
SSX		X				X		1/2 HP	125 Vac (do not use on dc), 15A	U.L., CSA
SOY	4" Square	X						3/4 HP	125V, 15A	U.L., CSA
SRY		X		X				1/2 HP	125V, 15A	U.L.
SSY		X				X		1/2 HP	125 Vac (do not use on dc), 15A	U.L., CSA
SSY-RL		X		X		X	X	1/2 HP	125 Vac (do not use on dc), 15A	—
STY ³			X				X	1/2 HP	125 Vac (do not use on dc), 15A	U.L.
SCY ⁴			X				X(2)	1/2 HP(2)	125 Vac (do not use on dc); can protect two motors, 15A	U.L.
SOY-B	4 1/16" Square		X					3/4 HP	125V, protects two motors, 15A	U.L.
SKA			X		X(15A)			2 HP	250V, 15A single phase	U.L.

¹Switch turns power to fused load OFF or ON.

²Switch light indicates power to load (dark when switch OFF or fuse open).

³Double-pole switch opens both sides of circuit. STY can be used for two separate 125V motors not larger than 1/2 HP with the common switch, or a single motor not larger than 2 HP at 250V (maximum of 150V to ground).

⁴The SCY unit can be used for protection of a single motor not larger than 2HP at 250V (maximum of 150V to ground).

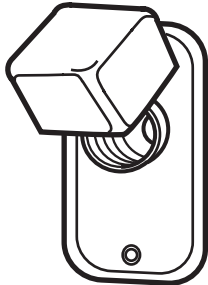
⁵U.L. Guide JAMZ, File IE6491; CSA Class 6225-01, File 47235.

⁶Weatherproof version available, Part No. SSN.

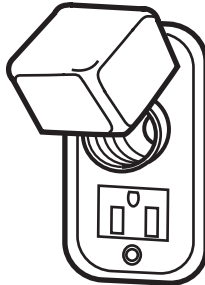
Box Cover Units

For Plug Fuses

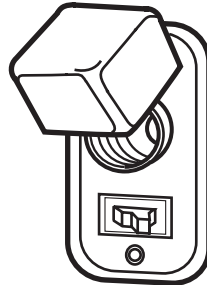
Dimensional Data For 2¼" Handy Boxes



SOU

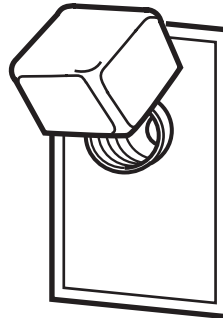


SRU

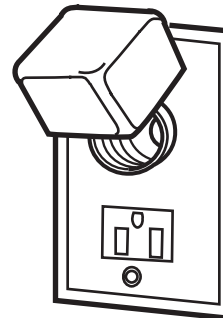


SSU

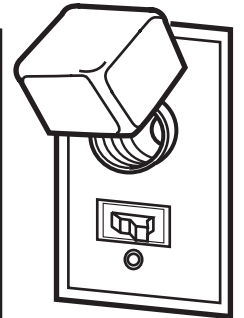
For 2¾" Switch Boxes



SOW

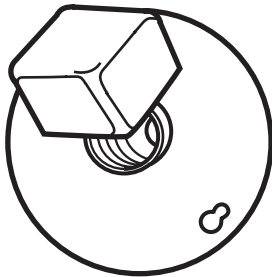


SRW

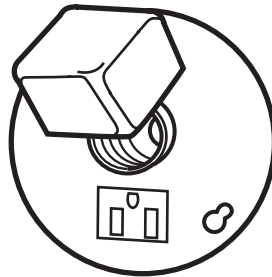


SSW

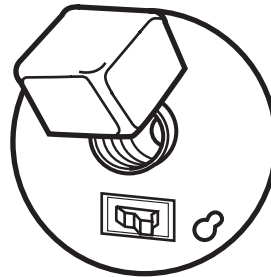
For 4" Octagon Boxes



SOX




SRX



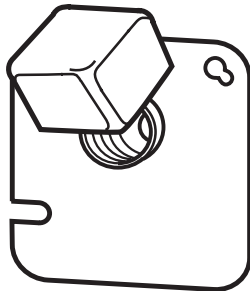
SSX

For 4 1/16" Square Boxes

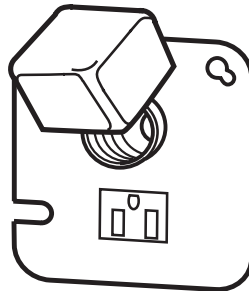


SKA

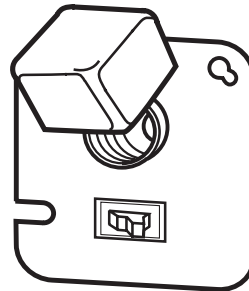
For 4" Square Boxes



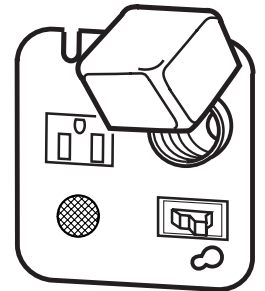
SOY



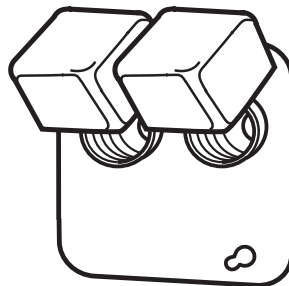
SRY




SSY




SSY-RL



SOY-B



STY



SCY