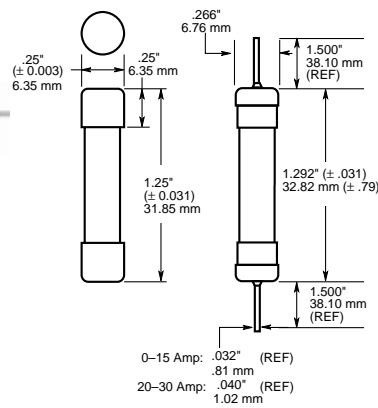


Fast-Acting Ceramic Fuses

For ¼" x 1¼" (6.3mm x 32mm)

ABC
ABC-V



Catalog Symbol: ABC (3AB)
Fast-Acting
Agency Approvals*:
U.L./CSA No. 248-14
Construction: Ceramic,
Nickel Plated
Brass Endcaps

Packaging & Ordering Information:

Package Code Blank 5 in BK/ 100 in	ABC Product Symbol	V Lead Blank V-Axial lead	(See Table) Rated Current
--	-----------------------	------------------------------------	------------------------------

Weight = 1.0 lbs/100

Time-Current Characteristics

Rated Current	Percent of Rating		
	110%	135%	200%
¼-30	4 hrs. (min)	60 min. (max)	120 sec. (max)

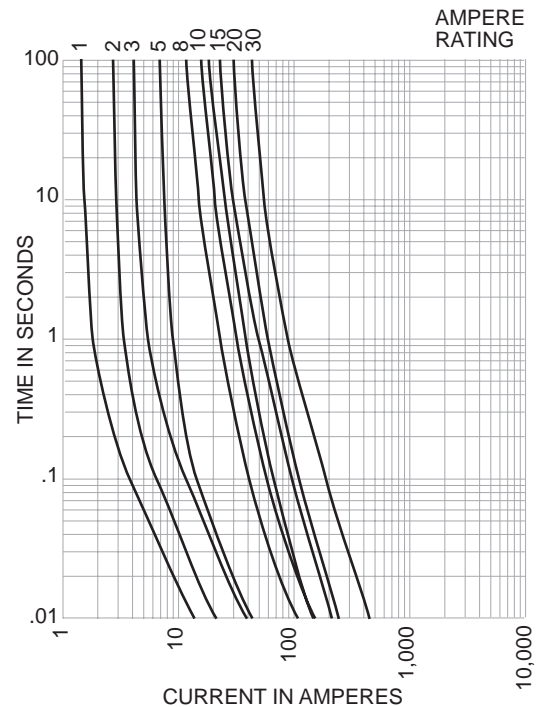
Electrical Characteristics

Rated Current ⁵	Rated Voltage		Interrupting Rating ¹		Pre-arcing I ² t (A ² Sec)		Typical Total Clearing ³ I ² t (A ² Sec)		Typical Voltage Drop ² Volts at 100% Rated Current	Agency* Approvals		
	AC (Max.)	DC ^{6,7} (Max.)	AC	DC ⁶	AC	DC ⁶	AC	DC ⁶		U.L.	U.R.	CSA
¼	250V	250V	35A	35A	.02	.03	1.42	.03	3.25	•	•	•
½	250V	250V	35A	35A	.26	.21	1.45	2.37	.51	•	•	•
¾	250V	250V	35A	35A	.60	.72	2.31	2.43	.42	•	•	•
1	250V	250V	35A	35A	1.47	1.27	3.27	2.85	.35	•	•	•
1½	250V		100A		2.80		13.30		.35	•	•	•
2	250V		100A		4.98		15.80		.25	•	•	•
2½	250V		100A		8.56		19.90		.26	•	•	•
3	250V		100A		12.30		26.90		.25	•	•	•
4	250V	250V	200A	200A	30.63	27.40	76.11	55.90	.25	•	•	•
5	250V	250V	200A	200A	19.53	21.73	46.59	445.10	.23	•	•	•
6	250V		200A		25.52		56.48		.24	•	•	•
7	250V		200A		65.23		113.60		.20	•	•	•
8	250V		200A		115.20		168.80		.17	•	•	•
10	250V	250V	200A	200A	209.60		293.80	286.70	.15	•	•	•
12	250V		750A							•	•	•
15	250V	250V	750A	750A	484.30	251.00	515.90	401.00	.12	•	•	•
20	250V		400A		497.00		616.00		.13		•	
25	125V		1000A		830.00		1078.00		.12		•	
30	125V		1000A		1220.00		1438.00		.14		•	

*Approvals: U.L. Listed, Std. 248-14, Guide JDYX, File E19180; CSA Certification Class 1422-01, File 53787; U.L. Recognition, Guide JDYXZ, File E19180.

1. ¼-15A interrupt ratings were measured @ 70%-80% power factor on AC, 18-30A measured @ 85%-95% power factor on AC and at a time constant described in U.L. 198L
2. Voltage drop was measured at 25°C±3°C ambient temperature at rated current.
3. I²t was measured at listed interrupting rating and rated voltage.
4. Interrupting rating for ABC ¼-15A @ 125V is 10000A. Interrupting rating listed corresponds to maximum rated voltage.
5. Other available sizes include ⅛, ⅜, ½, ¾, 1¼, 9, 12, and 18.
6. DC ratings shown are self-certified.
7. 0-20 is UL recognized to 125 VDC and 10,000A. 25-30 is UL recognized to 125 VDC, 400A and 75 VDC, 1000A.

Time-Current Characteristic Curves-Average Melt (Full Size Curves Available)



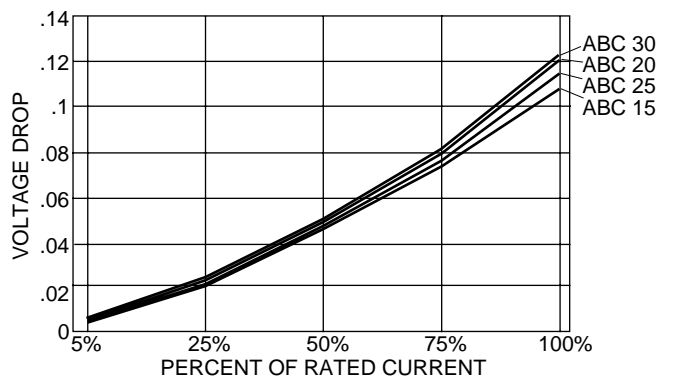
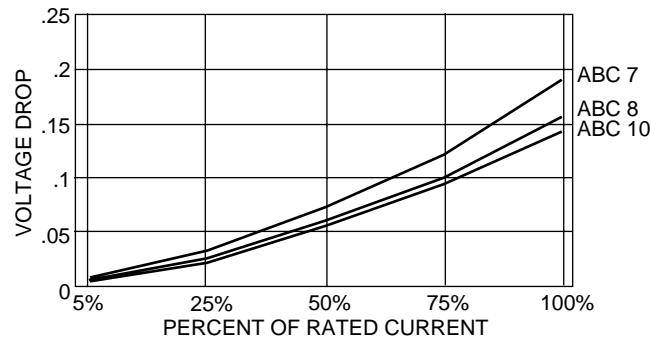
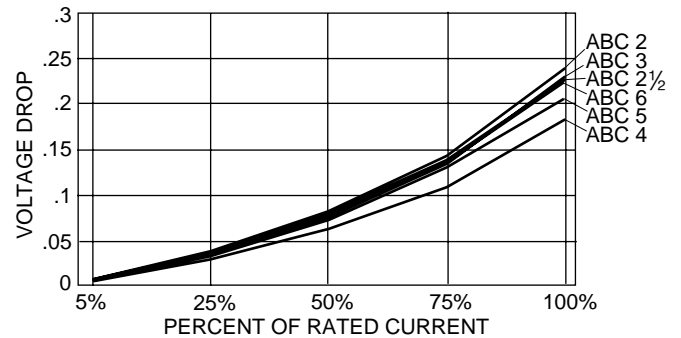
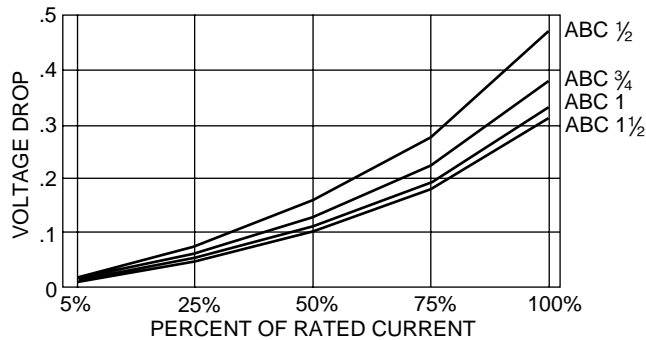
CE logo denotes compliance with European Union Low Voltage Directive (50-1000 Vac, 75-1500 Vdc). Refer to BIF document #8002 or contact Bussmann Application Engineering at 636-527-1270 for more information.

Fast-Acting Ceramic Fuses

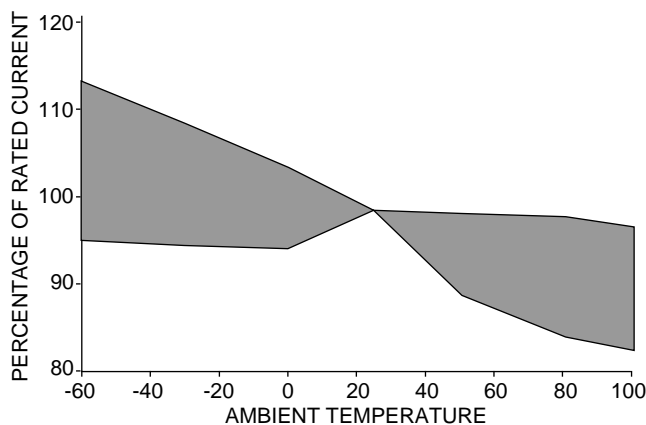
For ¼" x 1¼" (6.3mm x 32mm)

ABC
ABC-V

1.0 Typical Voltage Drop (At 25° C Ambient Temperature)



2.0 Ambient Temperature Effect Chart (Derating Curve)



This bulletin is intended to clearly present comprehensive product data and provide technical information that will help the end user with design applications. Bussmann reserves the right, without notice, to change design or construction of any products and to discontinue or limit distribution of any products. Bussmann also reserves the right to change or update, without notice, any technical information contained in this bulletin. Once a product has been selected, it should be tested by the user in all possible applications.