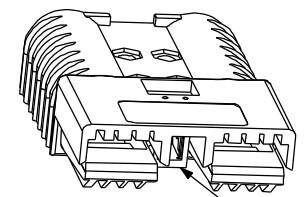
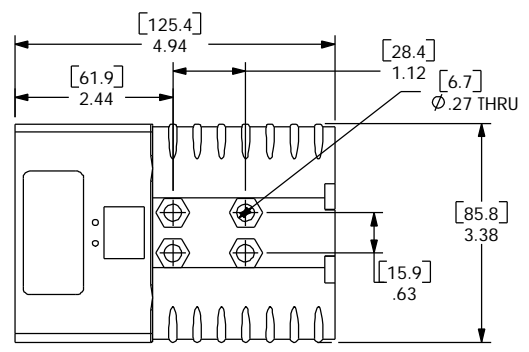


8 7 6 5 4 3 2 1

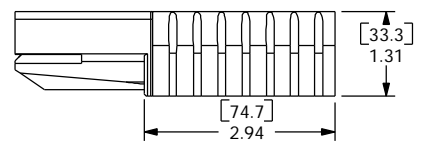
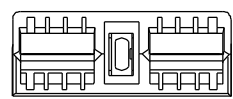
THE INFORMATION CONTAINED IN THIS DRAWING IS THE SOLE PROPERTY OF ANDERSON POWER PRODUCTS. ANY REPRODUCTION IN PART OR WHOLE WITHOUT THE WRITTEN PERMISSION OF ANDERSON POWER PRODUCTS IS PROHIBITED.

BY: DATE

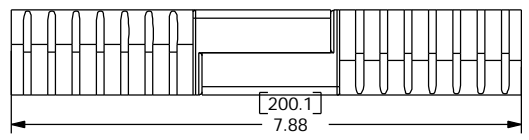
REV. DESCRIPTION OF CHANGES



AUXILIARY CONTACT AREA



MATED PAIR



- NOTES:
1. SPRING/HOUSING ASSEMBLIES ARE UL RECOGNIZED PER FILE E26226, CSA CERTIFIED PER LR25154, AND
 2. HOUSINGS ARE KEYED TO ONLY ALLOW MATING WITH THE SAME COLOR HOUSING
 3. FOR ASSEMBLY INSTRUCTIONS SEE DOCUMENT 1S1094
 4. HOUSINGS ASSEMBLIES ACCOMMODATE ANDERSON CONTACTS FOR WIRE RANGE FROM #2 AWG TO 300MCM
 5. MATERIAL:
HOUSINGS- POLYCARBONATE, UL94V0
SPRING- STAINLESS STEEL
 6. OPTIONAL AUXILIARY CONTACT KIT AVAILABLE

NEXT ASSY	USED ON
APPLICATION	DO NOT SCALE DRAWING

ITEM NO.	PART OR IDENTIFYING NO.	NOMENCLATURE OR DESCRIPTION	MATERIAL SPECIFICATION	QTY. REQ'D
COPYRIGHT 1999 ANDERSON POWER PRODUCTS. ALL RIGHTS RESERVED. UNAUTHORIZED REPRODUCTION HEREBY PROHIBITED.				
DIMENSIONS ARE IN INCHES DIMENSIONS IN PARENTHESES [] ARE IN MILLIMETERS		CAD GENERATED DRAWING. DO NOT MANUALLY UPDATE		
TOLERANCES ARE: 2PL - ±.02 [±.5]		APPROVALS DATE		
MATERIALS: SEE NOTES		DRAWN CMS 4/2/99		
		CHECKED DJD 4/3/99		
		RESP ENG UFN 4/13/99		
		MFG ENG CHB 4/20/99		
		QUAL ENG DJM 4/20/99		
SPECIFICATION: 114136S1			SIZE A	REV 0
SCALE			FILE: K:/ENGDGN/CADFILES/01005	SHEET 1 OF 1

A

A

8 7 6 5 4 3 2 1