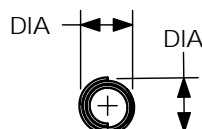
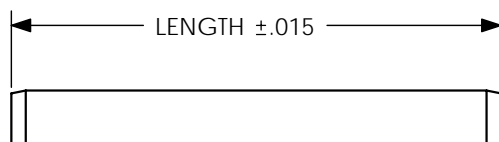
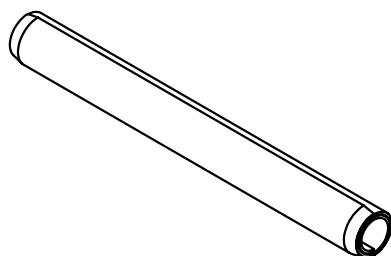
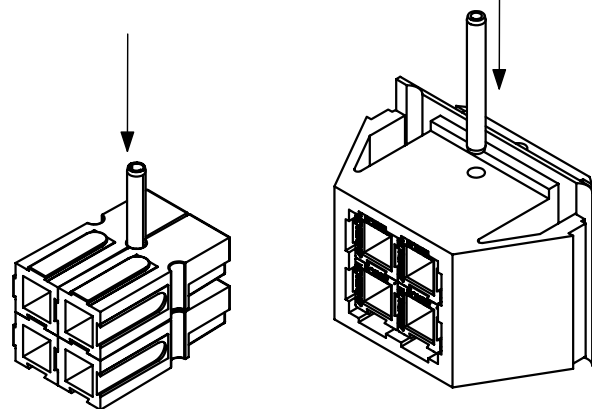


THE INFORMATION CONTAINED IN THIS DRAWING IS THE SOLE PROPERTY OF ANDERSON CARBOLON GROUP. ANY REPRODUCTION IN PART OR WHOLE WITHOUT THE WRITTEN PERMISSION OF ANDERSON POWER PRODUCTS IS PROHIBITED.

ANDERSON POWER PRODUCTS RESERVES THE RIGHT TO ALTER PRODUCT TYPES, THEIR TECHNICAL DATA, DIMENSION, STYLE AND ACCESSORIES WITHOUT PRIOR NOTIFICATION.



TYPICAL USES



⑧ ⑨ ⑩ ⑪

CAT. NO.	CONNECTOR	DESCRIPTION	DIA	LENGTH
110G9	PP PAK PLUG/REC	2-HIGH BLOCK	.093/.099	0.85
110G16	PP15/45	1-HIGH BLOCK	.098/.103	0.25
110G17	PP15/45	2-HIGH BLOCK	.099/.106	0.44
110G18	PP75	2-HIGH BLOCK	.196/.207	1.00
110G18	PP180	1-HIGH BLOCK	.196/.207	1.00
110G19	PP75, PP120	1-HIGH BLOCK	.196/.207	0.56
110G20	PP120, PP180	2-HIGH BLOCK	.196/.207	1.50
110G59	SBE/X AUX KIT	1-HIGH BLOCK	.093/.103	1.00

REV	DESCRIPTION	DATE	APP.
11	ECRN 14119 - UPDATE TABLE	03/29/07	AMS
10	ECRN 13601	6/13/03	DJD
9	ECRN 13532	11/17/02	CMS
8	ECRN 13431	10/11/01	CMS
7	ECRN 13318	07/06/00	CMS
6	ECRN 13265 - REDRAWN TO CAD	10/25/99	CMS

ITEM NO.		PART OR IDENTIFYING NO.		NOMENCLATURE OR DESCRIPTION		MATERIAL SPECIFICATION		QTY REQD			
PARTS LIST											
UNLESS OTHERWISE SPECIFIED: DIMENSIONS ARE IN INCHES TOLERANCES ARE: FRACTIONS DECIMALS ANGLES ± 1/32 .XX ± .015 ±30' .XXX ± .005			CAD GENERATED DRAWING, DO NOT MANUALLY UPDATE			ANDERSON POWER PRODUCTS					
			APPROVALS		DATE		SPIRAL RETAINING PINS FOR POWERPOLES				
			DRAWN LVR		8/31/88						
			CHECKED HHR		8/31/88						
RESP ENG HHR		8/31/88									
MATERIAL SS			MFG ENG CHB		10/23/01		SIZE A		DWG. NO. 111812S1		REV 11
FINISH --			QC RPO		10/22/01		SCALE NONE		CAD FILE: 01132		SHEET 1 OF 1
DO NOT SCALE DRAWING											