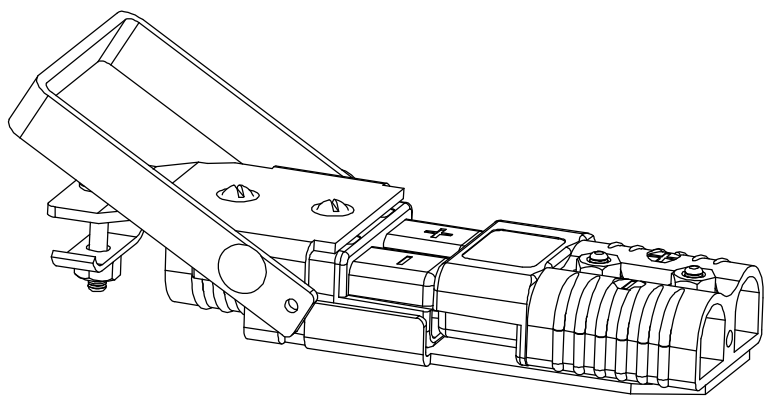
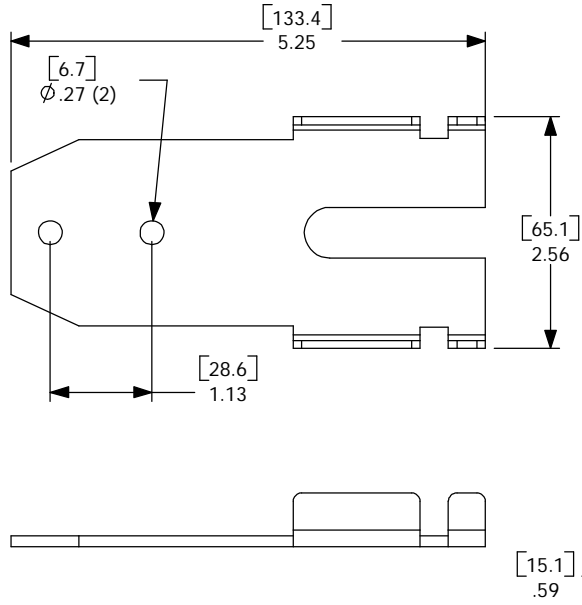
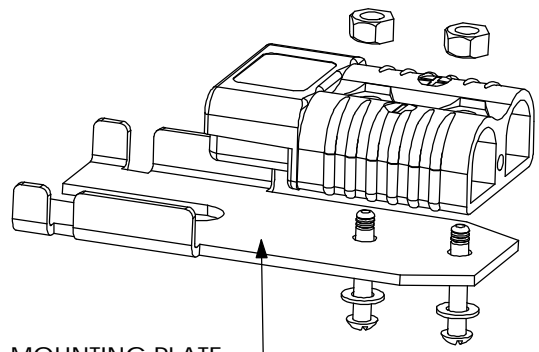


THE INFORMATION CONTAINED IN THIS DRAWING IS THE SOLE PROPERTY OF ANDERSON POWER PRODUCTS. ANY REPRODUCTION IN PART OR WHOLE WITHOUT THE WRITTEN PERMISSION OF ANDERSON POWER PRODUCTS IS PROHIBITED.

DATE	
BY:	
DESCRIPTION OF CHANGES	
REV.	



FULLY ASSEMBLED MANUAL RELEASE



MOUNTING PLATE

MOUNTING HALF

NOTES:

1. MATERIAL: MOUNTING PLATE - #11GA (.120") HOT ROLLED STEEL, PICKLED AND OILED. FINISH WITH ELECTROSTATIC POWDER COAT EPOXY- CRIMSON
2. MOUNTING HALF HARDWARE: TWO SCREWS, TWO NUTS, TWO LOCKWASHERS
3. USE WITH CATALOG NUMBER 923 (LOCKING HALF)

NEXT ASSY	USED ON
APPLICATION	DO NOT SCALE DRAWING

ITEM NO.	PART OR IDENTIFYING NO.	NOMENCLATURE OR DESCRIPTION	MATERIAL SPECIFICATION	QTY REQD
COPYRIGHT 2000 ANDERSON POWER PRODUCTS. ALL RIGHTS RESERVED. UNAUTHORIZED REPRODUCTION HEREBY PROHIBITED				
DIMENSIONS ARE IN INCHES DIMENSIONS IN PARENTHESES [] ARE IN MILLIMETERS		CAD GENERATED DRAWING. DO NOT MANUALLY UPDATE		
TOLERANCES ARE: 2PL- ±.02 [±.5]		ANDERSON POWER PRODUCTS		
MATERIALS: SEE NOTES		APPROVALS	DATE	
FINISH SEE NOTES		DRAWN	CMS	1/31/00
		CHECKED	DJD	1/31/00
		RESP ENG	UFN	1/31/00
		MFG ENG	CHB	2/1/00
		QUAL ENG	RPO	2/1/00
		SIZE	A	
		SPECIFICATION:	114217S2	
		SCALE	NONE	
		CADFILES	01164	
				SHEET 1 OF 1

A