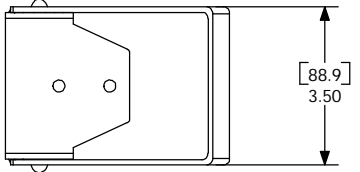


8 7 6 5 4 3 2 1

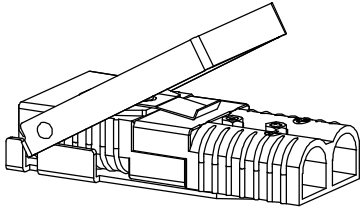
THE INFORMATION CONTAINED IN THIS DRAWING IS THE SOLE PROPERTY OF ANDERSON POWER PRODUCTS. ANY REPRODUCTION IN PART OR WHOLE WITHOUT THE WRITTEN PERMISSION OF ANDERSON POWER PRODUCTS IS PROHIBITED.

D  
BY: \_\_\_\_\_  
DATE \_\_\_\_\_  
C  
REV. \_\_\_\_\_  
DESCRIPTION OF CHANGES

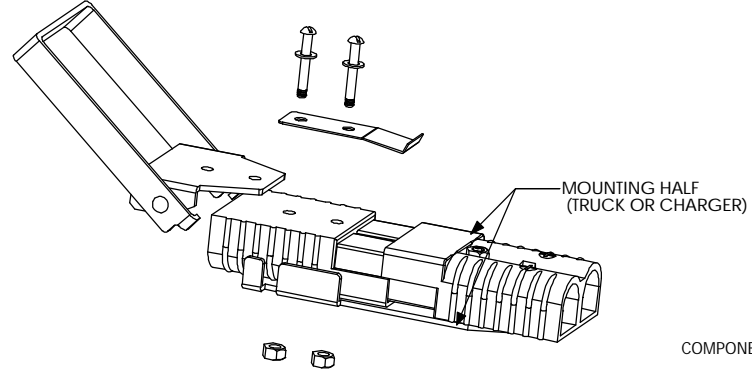
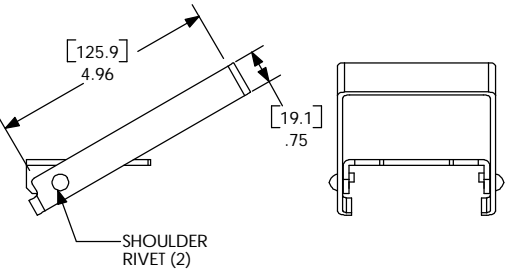
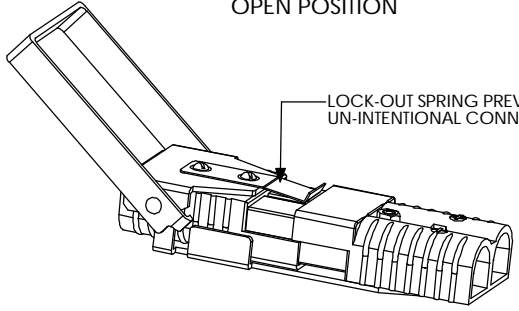
LOCKING HALF PLATE W/O CLAMP



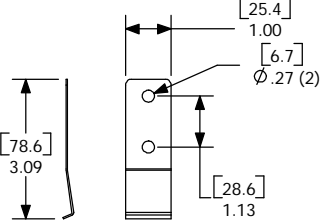
CLOSED POSITION



OPEN POSITION



LOCK-OUT SPRING



COMPONENTS FOR SB350 MANUAL RELEASE LOCKING HALF

COMPONENT	QTY
LOCKING HALF PLATE	1
HANDLE	1
LOCK-OUT SPRING	1
SCREWS	2
WASHERS	2
NUTS	2

- NOTES:
- MATERIALS:  
PLATE AND HANDLE- #11 GA (.120") HOT ROLLED STEEL, PICKLED AND OILED. FINISH WITH ELECTROSTATIC POWDER COAT EPOXY-CRIMSON  
LOCK-OUT SPRING- .035 THK 1075 CARBON STEEL
  - USE WITH CATALOG NUMBER 922G1 ( MOUNTING HALF)

ITEM NO.	PART OR IDENTIFYING NO.	NOMENCLATURE OR DESCRIPTION	MATERIAL SPECIFICATION	QTY RECD	
COPYRIGHT 1999 ANDERSON POWER PRODUCTS. ALL RIGHTS RESERVED. UNAUTHORIZED REPRODUCTION HEREBY PROHIBITED.					
DIMENSIONS ARE IN INCHES DIMENSIONS IN PARENTHESES [ ] ARE IN MILLIMETERS		CAD GENERATED DRAWING. DO NOT MANUALLY UPDATE	<b>ANDERSON POWER PRODUCTS</b>		
TOLERANCES ARE: 2PL- ±.02 [ ±.5]		APPROVALS			DATE
MATERIALS: SEE NOTES		DRAWN			DATE
FINISH SEE NOTES		CHECKED			DATE
NEXT ASSY	USED ON	RESP ENG	DATE		
APPLICATION	DO NOT SCALE DRAWING	MFG ENG	DATE		
		QUAL ENG	DATE		
SPECIFICATION:			SIZE	REV.	
SCALE NONE			A	0	
CADFILES/01131			114200S3		
SHEET 1 OF 1					

8 7 6 5 4 3 2 1