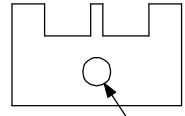
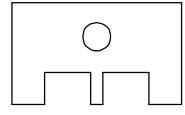
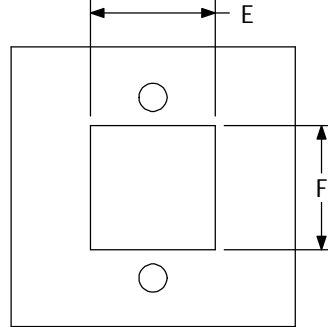
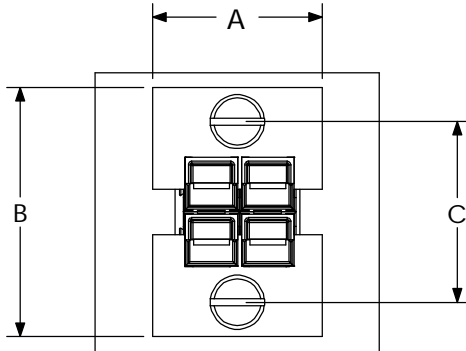


THE INFORMATION CONTAINED IN THIS DRAWING IS THE SOLE PROPERTY OF ANDERSON POWER PRODUCTS. ANY REPRODUCTION IN PART OR WHOLE WITHOUT THE WRITTEN PERMISSION OF ANDERSON POWER PRODUCTS IS PROHIBITED.

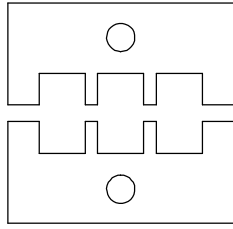
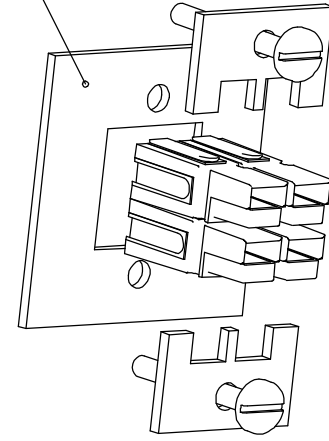
DATE	7/17/01
BY:	CMS
DESCRIPTION OF CHANGES	ECRN 13410: ADDED PANEL CUTOUT DIMS.
REV.	1



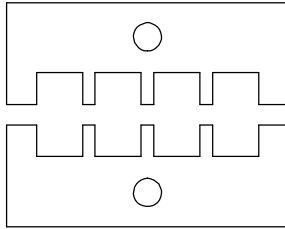
2 OR 4 POLE



PANEL



3 OR 6 POLE



4 OR 8 POLE

TABLE OF MOUNTING CLAMPS FOR PP15/45

CAT. NO.	# of Poles	A		B		C		DIA		E		F	
		IN	MM	IN	MM	IN	MM	IN	MM	IN	MM	IN	MM
1462G1	2	.94	23.9	1.06	26.9	.68	17.3	.156	4.0	.69	17.5	.38	9.7
	4	.94	23.9	1.38	35.0	1.00	25.4	.156	4.0	.69	17.5	.69	17.5
1462G2	3	1.25	31.7	1.06	26.9	.68	17.3	.156	4.0	1.00	25.4	.38	9.7
	6	1.25	31.7	1.38	35.0	1.00	25.4	.156	4.0	1.00	25.4	.69	17.5
1462G3	4	1.56	39.6	1.06	26.9	.68	17.3	.156	4.0	1.31	33.3	.38	9.7
	8	1.56	39.6	1.38	35.0	1.00	25.4	.156	4.0	1.31	33.3	.69	17.5

1

ITEM NO.	PART OR IDENTIFYING NO.	NOMENCLATURE OR DESCRIPTION	MATERIAL SPECIFICATION	QTY RECD
COPYRIGHT 1999 ANDERSON POWER PRODUCTS. ALL RIGHTS RESERVED. UNAUTHORIZED REPRODUCTION HEREBY PROHIBITED.				
DIMENSIONS ARE IN INCHES DIMENSIONS IN PARENTHESES [ ] ARE IN MILLIMETERS		CAD GENERATED DRAWING. DO NOT MANUALLY UPDATE	ANDERSON POWER PRODUCTS	
TOLERANCES ARE: 2PL- ±.02 [±.5]		APPROVALS	DATE	
MATERIALS: AL- .06" THK		DRAWN	CMS	11/3/99
FINISH		CHECKED	DJD	11/3/99
NONE		RESP ENG	UFN	11/4/99
NEXT ASSY	USED ON	MFG ENG	CHB	11/8/99
APPLICATION		QUAL ENG	RPO	11/8/99
DO NOT SCALE DRAWING		SCALE	NONE	
			SPECIFICATION:	114208S1
			REV.	1
			CADFILES/01138	
			SHEET 1 OF 1	

NOTES:

1. MOUNTING CLAMPS SOLD IN PAIRS, SCREWS NOT INCLUDED
