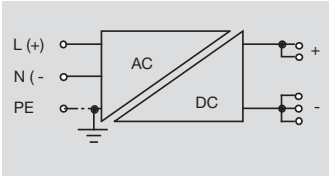


CP T SNT 180W 48V 4A

CP T SNT 360W 48V 7.5A

CP T SNT 600W 48V 12.5A



Technical Data

| Input Specifications | CP T SNT 180W 48V 4A | CP T SNT 360W 48V 7.5A | CP T SNT 600W 48V 12.5A |
|---|---|---|---|
| Input voltage | 115VAC/230VAC autoselect | 115VAC/230VAC autoselect | 115VAC/230VAC autoselect |
| Input voltage range | 85-132/187-264 VAC autoselect (output current derating below 100VAC)* | 85-132/187-264 VAC autoselect (output current derating below 100VAC)* | 85-132/187-264 VAC autoselect (output current derating below 100VAC)* |
| Input voltage frequency | 47Hz - 63Hz | 47Hz - 63Hz | 47Hz - 63Hz |
| Harmonic limits | EN 61000-3-2, Class A (for limited output power) | EN 61000-3-2, Class A (for limited output power) | EN 61000-3-2, Class A (for limited output power) |
| Hold up time | 20ms min. 115/230 VAC | 20ms min. 115/230 VAC | 20ms min. 115/230 VAC |
| Inrush current | <13A @ 115VAC; <25A @ 230VAC | <16A @ 115VAC; <25A @ 230VAC | <25A @ 115VAC; <30A @ 230VAC |
| Recommended Circuit breaker, Curve 1 or fuse, slow blow type | 6A | 10A | 15A |
| Efficiency | 87% typ. | 87% typ. | 87% typ. |
| Output Specifications | | | |
| Output voltage | 48 VDC | 48 VDC | 48 VDC |
| Output voltage adj. range | 48-56 VDC | 48-56 VDC | 48-56 VDC |
| Output current | 4.0A | 7.5A | 12.5A |
| Output power max. | 180W | 360W | 600W |
| Regulation – Input variation | 0.5 % max. | 0.5 % max. | 0.5 % max. |
| – Load variation (10–100 %) | 0.5 % max. | 0.5 % max. | 0.5 % max. |
| Ripple and Noise (20MHz Bandwidth) | 100 mV pk-pk typ. (200 mV pk-pk max. at I _{max}) | 100 mV pk-pk typ. (200 mV pk-pk max. at I _{max}) | 100 mV pk-pk typ. (200 mV pk-pk max. at I _{max}) |
| Electronic short circuit protection | Current limitation at I _{max} , constant current, automatic recovery | Current limitation at I _{max} , constant current, automatic recovery | Current limitation at I _{max} , constant current, automatic recovery |
| Output overvoltage protection | 60V | 60V | 60V |
| Overload protection | electronic overload protection | electronic overload protection | electronic overload protection |
| Overtemperature protection | Switch off at overtemperature, automatic restart | Switch off at overtemperature, automatic restart | Switch off at overtemperature, automatic restart |
| Status indicator | Dual color LED (green: DC ok; red: DC off) | Dual color LED (green: DC ok; red: DC off) | Dual color LED (green: DC ok; red: DC off) |
| Power OK signal – trigger threshold: | 36-46 V | 36-46 V | 36-46 V |
| – active output signal: (reference to –Vout) | 44.0 V ±4.0 V (15 mA max.) | 44.0 V ±4.0 V (15 mA max.) | 44.0 V ±4.0 V (15 mA max.) |
| – relay output | rated: 48 VDC/0.5 A | rated: 48 VDC/0.5 A | rated: 48 VDC/0.5 A |
| General Specifications | | | |
| Operating temperature range | –25 °C to +70 °C max. (–13 °F to +158°F)** | –25 °C to +70 °C max. (–13 °F to +158°F)** | –25 °C to +70 °C max. (–13 °F to +158°F)** |
| Cooling | convection cooling, no internal fan | convection cooling, no internal fan | convection cooling, no internal fan |
| Mounting | TS35 DIN-rail (Horizontal) to allow for cooling | TS35 DIN-rail (Horizontal) to allow for cooling | TS35 DIN-rail (Horizontal) to allow for cooling |
| Storage temperature | –25 °C to +85 °C (–13°F to +185°F) | –25 °C to +85 °C (–13°F to +185°F) | –25 °C to +85 °C (–13°F to +185°F) |
| Humidity (non condensing) | 95 % rel. H max. | 95 % rel. H max. | 95 % rel. H max. |
| Pollution degree | 2 | 2 | 2 |
| Temperature coefficient | 0.02 %/K | 0.02 %/K | 0.02 %/K |
| Reliability, calculated MTBF @ 25°C acc. to IEC 61709 | >0.9 Million hours, max. load | >0.9 Million hours, max. load | >0.9 Million hours, max. load |
| Remote On/Off | by ext. contact. | by ext. contact. | by ext. contact. |
| (See LIT0917 - Installation Instructions) | DC on: -S contact open DC off: -S connected via 1Kohm to -Vout according to IEC/EN 60950-1, UL 60950-1, UL 508 | DC on: -S contact open DC off: -S connected via 1Kohm to -Vout according to IEC/EN 60950-1, UL 60950-1, UL 508 | DC on: -S contact open DC off: -S connected via 1Kohm to -Vout according to IEC/EN 60950-1, UL 60950-1, UL 508 |
| Isolation | | | |
| Environment – Vibration acc. IEC 60068-2-6; – Shock acc. IEC 60068-2-27 | 3 axis, sine sweep, 10–55 Hz, 1 g, 1 oct/min 3 axis, 15 g half sine, 11 ms | 3 axis, sine sweep, 10–55 Hz, 1 g, 1 oct/min 3 axis, 15 g half sine, 11 ms | 3 axis, sine sweep, 10–55 Hz, 1 g, 1 oct/min 3 axis, 15 g half sine, 11 ms |
| Dimension (W x D x H) | 54 x 110 x 110 mm | 80 x 125 x 125 mm | 165 x 125 x 125 mm |
| Clearances – Above/Below – Sides | 80 mm (3.15 in) 10 mm (0.39 in) | 80 mm (3.15 in) 10 mm (0.39 in) | 80 mm (3.15 in) 10 mm (0.39 in) |
| Weight | 0.7kg | 1.1kg | 2.8kg |
| Approvals | See Approvals Table, page 6 | See Approvals Table, page 6 | See Approvals Table, page 6 |

Ordering Data

| Type | Part No. | Type | Part No. | Type | Part No. |
|----------------------|------------|------------------------|------------|-------------------------|------------|
| CP T SNT 180W 48V 4A | 1105850000 | CP T SNT 360W 48V 7.5A | 1105860000 | CP T SNT 600W 48V 12.5A | 1105870000 |

* See Graph B, page 8

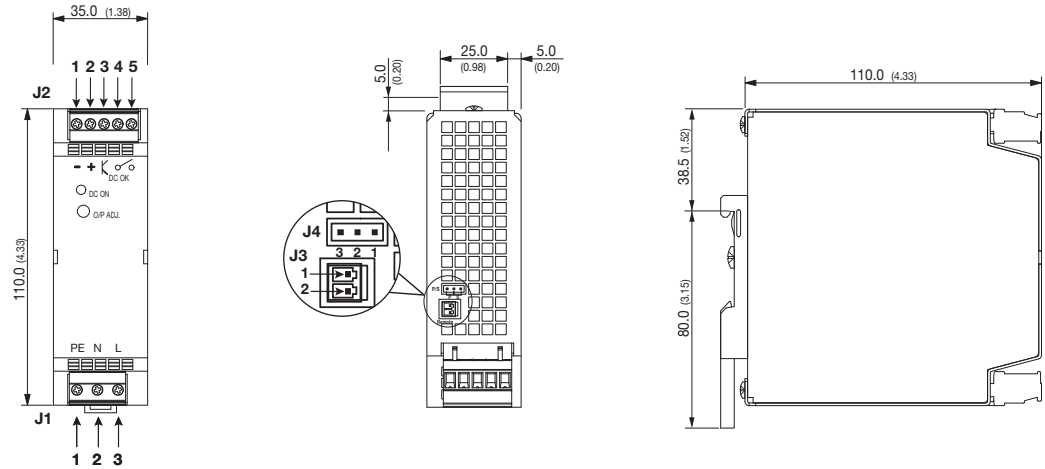
**See Graph A, page 8

Agency Approvals

| | |
|---------------------|---|
| UL file E236157 | cULus Listed to UL508, CSA C22.2 No. 14 |
| UL file E255651 | cRUus to ANSI/UL60950, CSA60950 |
| CSA file 246286 | CSA to C22.2 No. 107.1 |
| CSA file 246286 | cCSAus to CSA60950, ANSI/UL60950 |
| CSA file 246286 | cCSAus C1D2 to C22.2 No. 213 |
| CSA file 246286 | cCSAus C1Z2 to CSA60079-15 & ANSI/ISA 12.012.01 |
| IEC file SI-1729 B3 | CE marked |

CP T SNT 70W 12V 6A
CP T SNT 90W 24V 3.8A

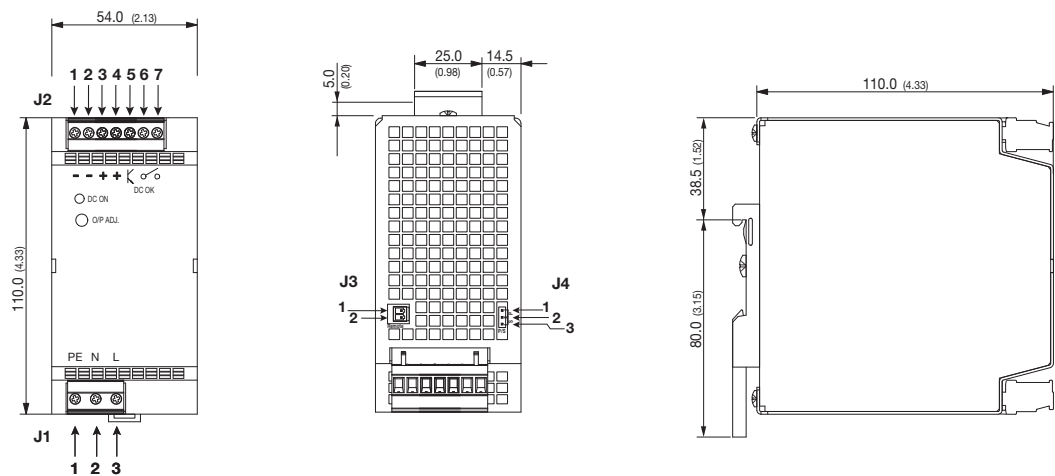
Weight: 0.5kg (1.0lb)



| | J1 | J2 | J3 | J4 |
|-------|---------|-----------------------|----|---------------|
| Pin 1 | Earth | GND (-) | S+ | Normal Mode |
| Pin 2 | Neutral | Vout (+) | S- | Common |
| Pin 3 | Live | DC-OK Signal | - | Parallel Mode |
| Pin 4 | - | DC-OK Relay Contact 1 | - | - |
| Pin 5 | - | DC-OK Relay Contact 2 | - | - |

CP T SNT 140W 12V 12A
CP T SNT 180W 24V 7.5A
CP T SNT 180W 48V 4A

Weight: 0.7kg (1.4lb)



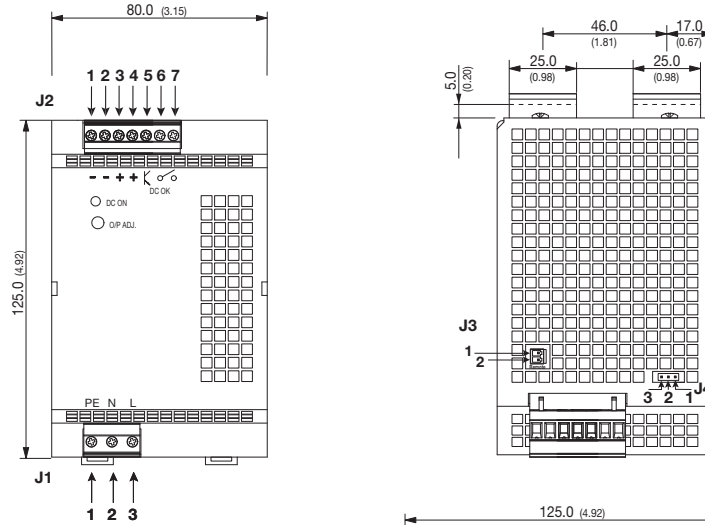
| | J1 | J2 | J3 | J4 |
|-------|---------|-----------------------|----|---------------|
| Pin 1 | Earth | GND (-) | S+ | Normal Mode |
| Pin 2 | Neutral | GND (-) | S- | Common |
| Pin 3 | Live | Vout (+) | - | Parallel Mode |
| Pin 4 | - | Vout (+) | - | - |
| Pin 5 | - | DC-OK Signal | - | - |
| Pin 6 | - | DC-OK Relay Contact 1 | - | - |
| Pin 7 | - | DC-OK Relay Contact 2 | - | - |

Dimensions in [mm], () = inch
Tolerances: ±0.5 mm (±0.02)

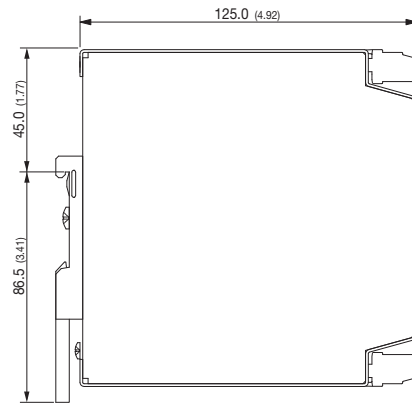
For detailed installation instructions, please visit www.weidmuller.com/power_supplies and download LIT0917

CP T SNT 360W 24V 15A
 CP T SNT 360W 48V 7.5A

Weight: 1.1kg (2.4lb)

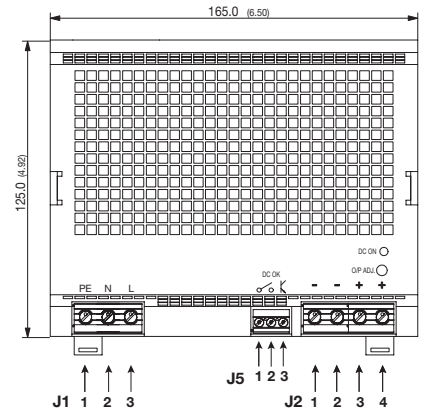
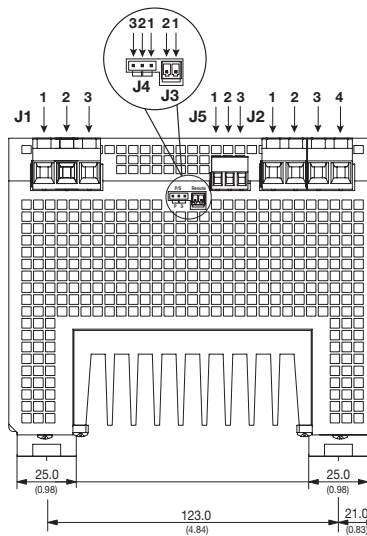


| | J1 | J2 | J3 | J4 |
|-------|---------|-----------------------|----|---------------|
| Pin 1 | Earth | GND (-) | S+ | Normal Mode |
| Pin 2 | Neutral | GND (-) | S- | Common |
| Pin 3 | Live | Vout (+) | - | Parallel Mode |
| Pin 4 | - | Vout (+) | - | - |
| Pin 5 | - | DC-OK Signal | - | - |
| Pin 6 | - | DC-OK Relay Contact 1 | - | - |
| Pin 7 | - | DC-OK Relay Contact 2 | - | - |



CP T SNT 600W 24V 24A
 CP T SNT 600W 48V 12.5A

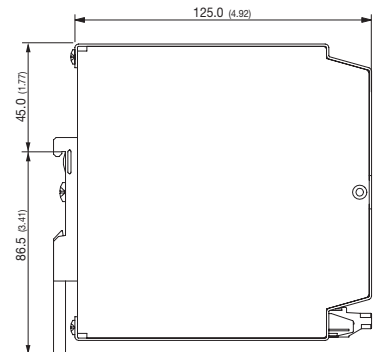
Weight: 2.8kg (6.0lb)



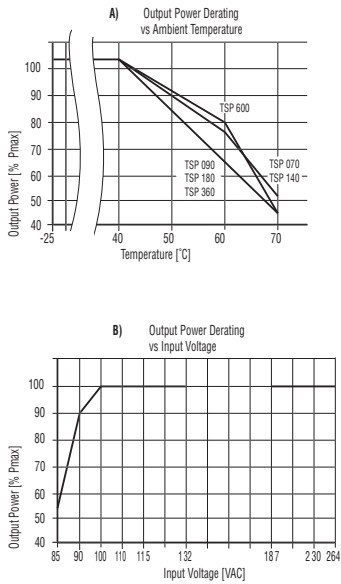
| | J1 | J2 | J3 | J4 | J5 |
|-------|---------|----------|----|---------------|-----------------------|
| Pin 1 | Earth | GND (-) | S+ | Normal Mode | DC-OK Relay Contact 1 |
| Pin 2 | Neutral | GND (-) | S- | Common | DC-OK Relay Contact 2 |
| Pin 3 | Live | Vout (+) | - | Parallel Mode | DC-OK Signal |
| Pin 4 | - | Vout (+) | - | - | - |

Dimensions in [mm], () = inch
 Tolerances: ±0.5 mm (±0.02)

For detailed installation instructions, please visit www.weidmuller.com/power_supplies



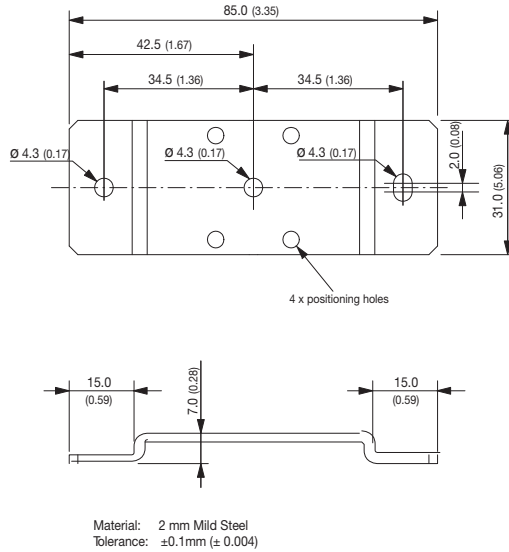
Power Supplies
Output Power Derating



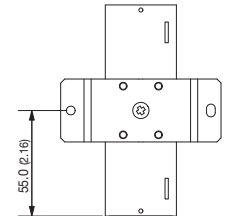
Wall Mounting Bracket

| Ordering Data | Type | For Models | Content of Kit |
|---------------|---------|-------------------------------|-------------------|
| 1129210000 | CP MB01 | CP T SNT 70W, 90W, 140W, 180W | 1 bracket type A |
| 1129200000 | CP MB02 | CP T SNT 360W, 600W | 2 brackets type B |

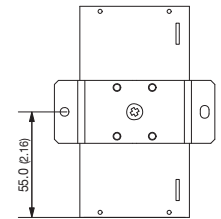
Type A:



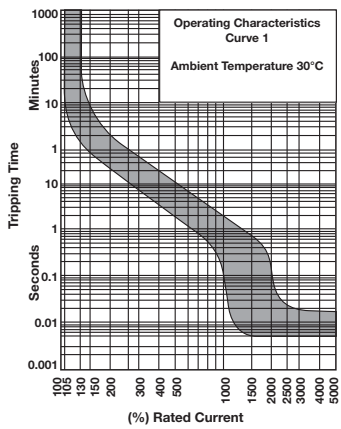
CP T SNT 70W, 90W



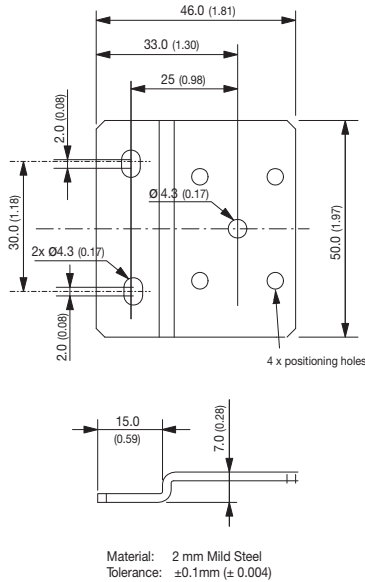
CP T SNT 140W, 180W



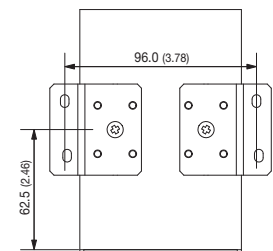
Trip Curve



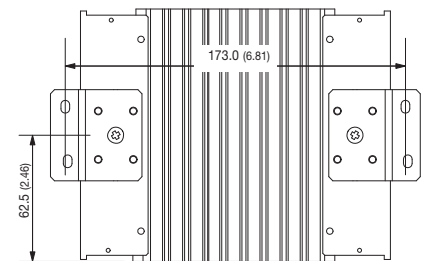
Type B:



CP T SNT 360W



CP T SNT 600W



Dimensions: [mm] () = Inch

For detailed installation instructions, please visit www.weidmuller.com/power_supplies and download LIT0917